

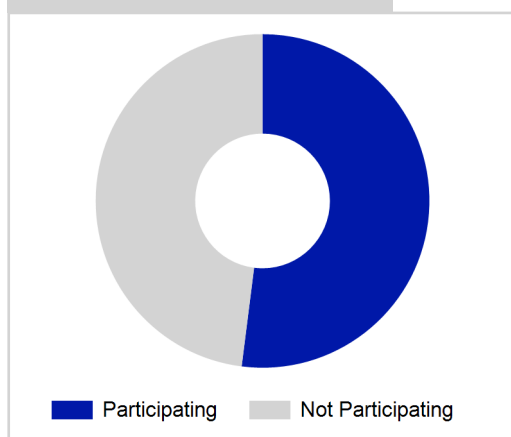
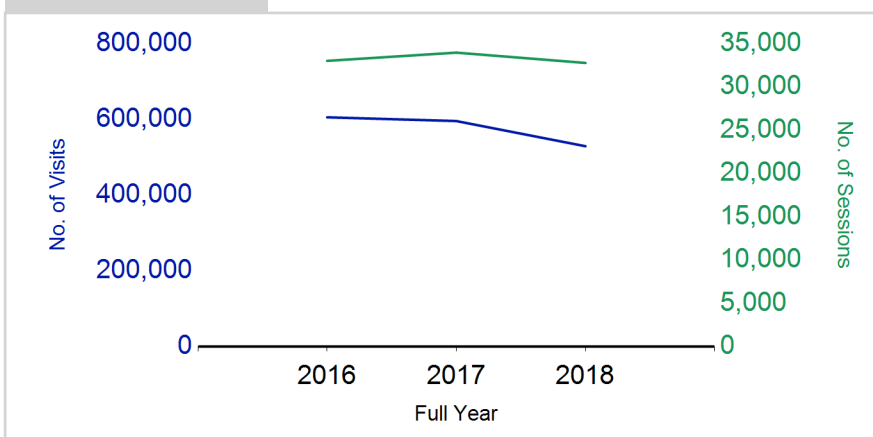
Term Report: Glasgow City Council

Academic Year : 2018/19, Term(s) : Full Year

Sport for Life

sportscotland
 the national agency for sport

% School Roll Participating

Visits¹

	2016 Full Year	2017 Full Year	2018 Full Year
Sessions	33,001	33,950	32,760
% Purely voluntary	46%	39%	38%
Blocks ³	4286	4675	4456
Sessions / Block ⁴	7.7	7.3	7.4
Different Activities	74	72	67
Visits¹	605,257	595,408	528,977
% Female	46%	45%	44%
Participants²	32,635	36,069	36,021
Total School Roll	66,819	67,786	68,949
% Participating	49%	53%	52%
Deliverers⁵	1,596	1,253	1,368
% Volunteers	68%	63%	67%
Qualified Volunteers	380	220	192
Secondary Pupils	269	259	286
Total Deliverer Sessions ⁶	48,892	46,923	45,681
Avg. Deliverers Sessions / Deliverers	30.6	37.4	33.4
School Club Links	1,048	1,054	1,112
Schools with at least one link	188	184	182
Clubs with at least one link	188	172	185

1. Visits are the number of times pupils have attended activities. These figures do not represent the participant figure, and instead should only be taken as indicative of participation.

2. Participants are pupils who have attended at least one session of Active Schools supported activity across the selected year/term (whether this was in a single or multiple school activity).

3. Activities are recorded in ASMO as 'blocks' which are made up of a group of 'sessions'.

4. The Avg Sessions / Blocks figure shows the average number of sessions within a block.

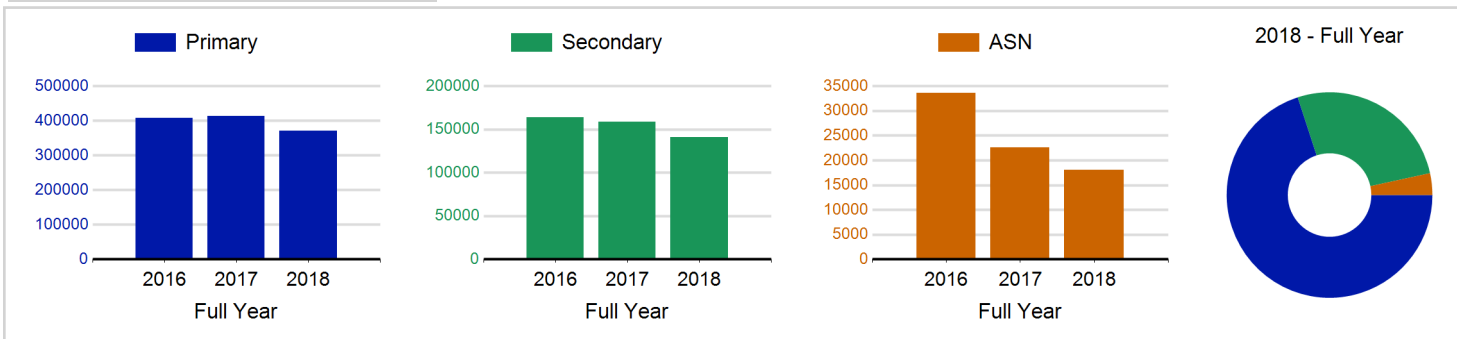
5. Deliverers are people who have delivered at least one session of Active Schools supported activity across the selected year/term.

6. Deliverer Sessions are the 'visits' deliverers have made to activities. These figures do not represent the total deliverer figure, and should only be taken as indicative of delivery. Deliverer information is only available at the local authority level.

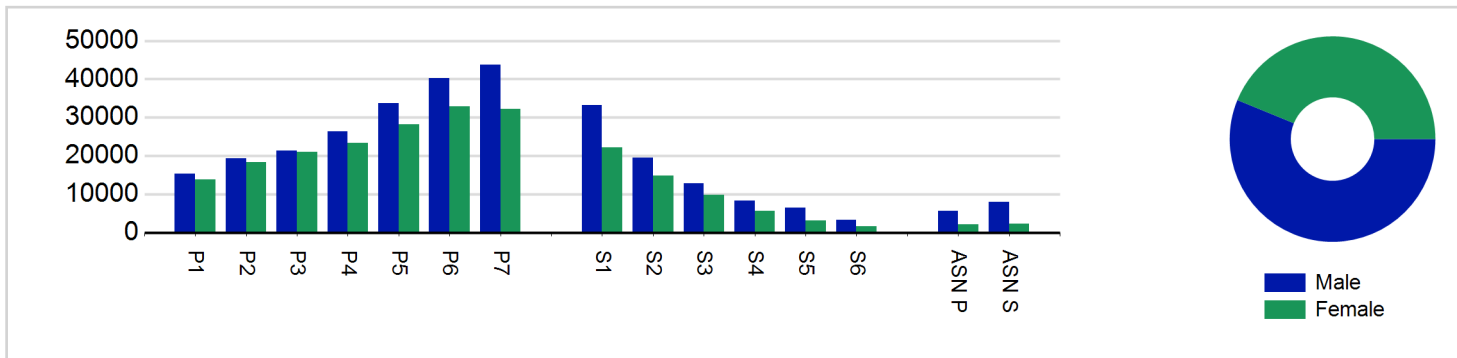
7. School Roll details are taken from the Pupil Census as at September of the Academic Year. Summaries available at <http://www.gov.scot/topics/statistics/browse/school-education/datasets>

8. Participant data collection 2011 onwards.

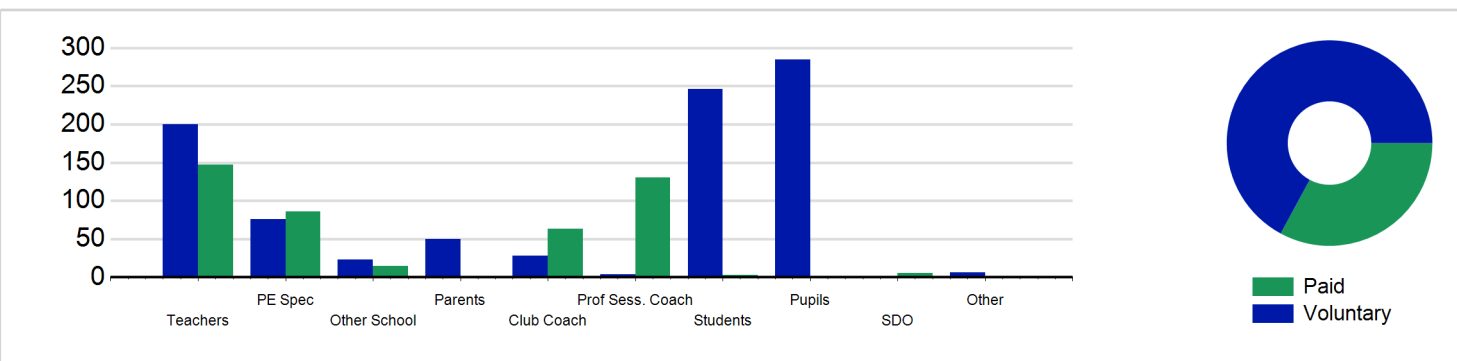
Visits₁ by School Type



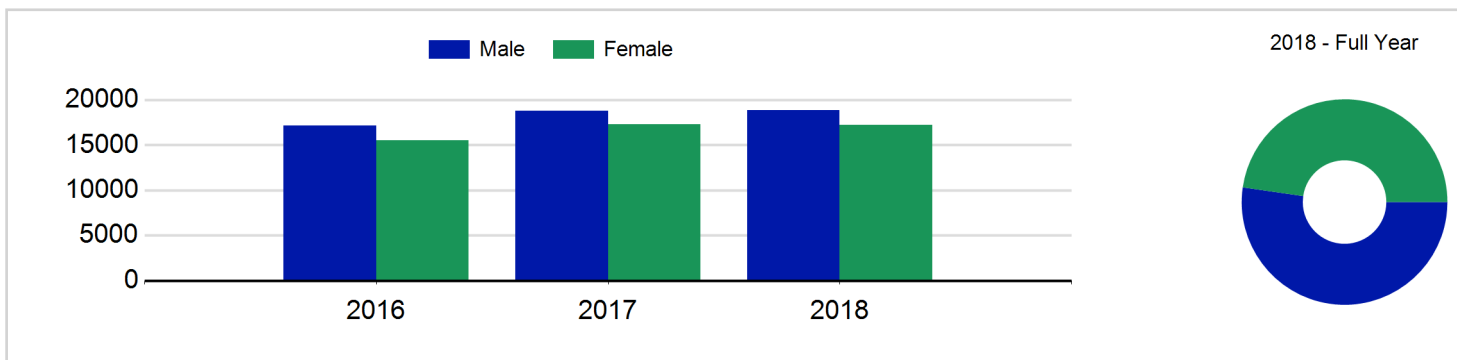
Visits₁ by Year Group and Sex



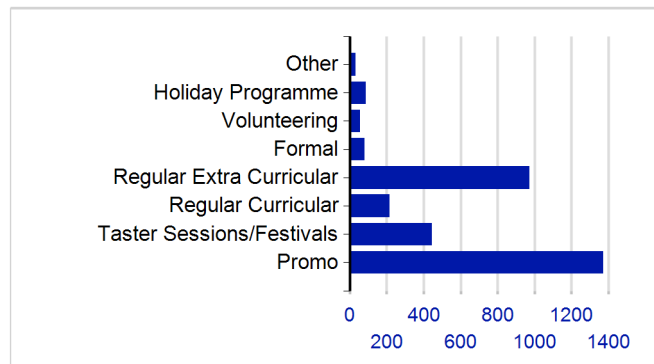
Deliverers



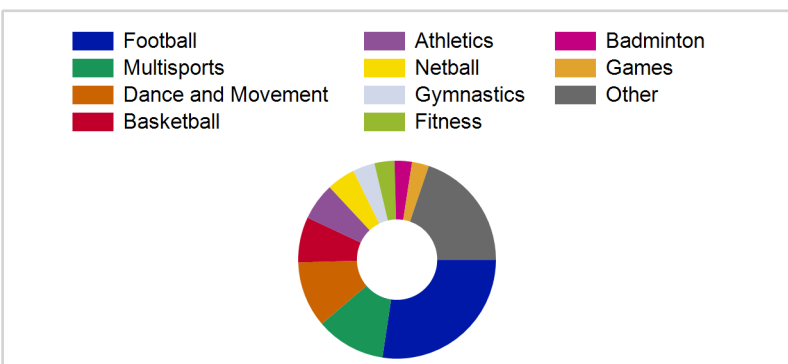
Participants₂ by Sex



School/Club Links



Top 10 Activities. by Visits₁



Term Report: Glasgow City Council

Academic Year : 2018/19, Term(s) : Full Year

Sport for Life

sportscotland
the national agency for sport

Visits¹ by Year Group and Sex

	Male	Female
P1	15,341	13,888
P2	19,425	18,362
P3	21,407	21,088
P4	26,338	23,299
P5	33,644	28,279
P6	40,222	32,958
P7	43,691	32,278
S1	33,173	22,105
S2	19,588	14,833
S3	12,817	9,815
S4	8,271	5,641
S5	6,480	3,099
S6	3,251	1,603
ASN P	5,634	2,201
ASN S	7,961	2,285
Total	297,243	231,734

Deliverers⁵ by Type

	Paid	Voluntary
Teachers	147	200
PE Spec	86	76
Other School	15	23
Parents	0	50
Club Coach	63	28
Prof Sess. Coach	130	4
Students	3	246
Pupils	1	285
SDO	5	0
Other	0	6
Total	450	918

Participants² by Sex

Male	18,828
Female	17,193
Total	36,021

