

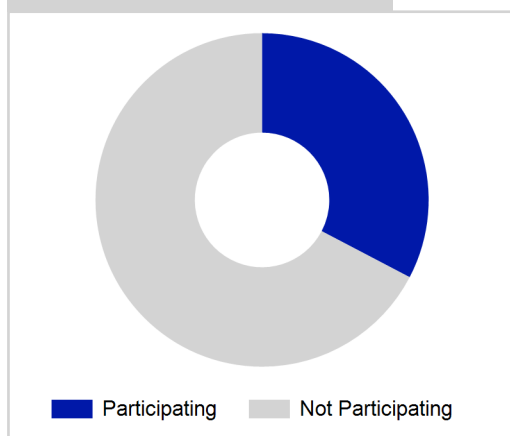
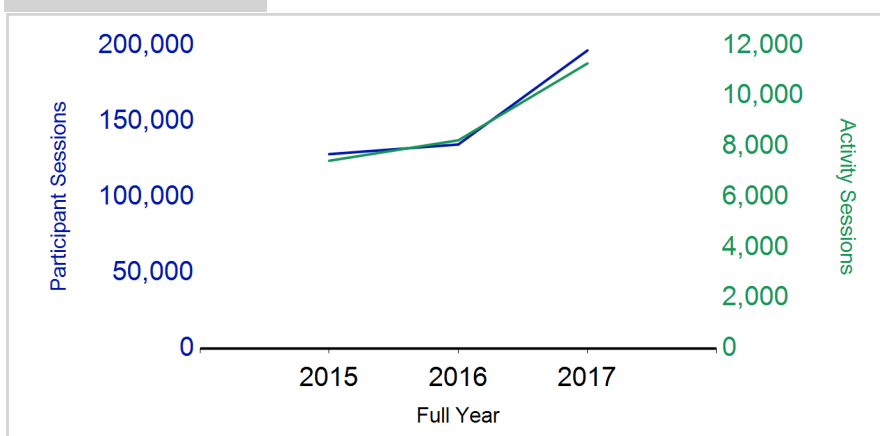
Term Report: West Lothian Council

Academic Year : 2017/18, Term(s) : Full Year

Putting sport first

sportscotland
 the national agency for sport

% School Roll Participating

Participant Sessions¹

	2015 Full Year	2016 Full Year	2017 Full Year
Activity Sessions	7,437	8,249	11,292
% Purely voluntary	71%	65%	55%
Activity Session Blocks ³	930	1026	1364
Avg. Activity Sessions / Block ⁴	8.0	8.0	8.3
Different Activities	47	49	51
Participant Sessions¹	128,327	134,709	196,794
% Female	47%	51%	49%
Distinct Participants²	7,710	8,556	9,847
Total School Roll	26,561	26,827	26,902
% Participating	29%	32%	37%
Distinct Deliverers⁵	589	590	604
% Volunteers	88%	87%	83%
Qualified Volunteers	175	265	230
Secondary Pupils	139	154	106
Total Deliverer Sessions ⁶	11,968	13,609	18,599
Avg. Deliverers Sessions / Deliverers	20.3	23.1	30.8
School Club Links	848	852	974
Schools with at least one link	80	81	82
Clubs with at least one link	81	78	75

1. Participant Sessions are the 'visits' pupils have made to activities. These figures do not represent the distinct pupils, and should only be taken as indicative of participation.

2. Distinct participants are pupils who have attended at least one session of Active Schools supported activity across the selected year/term (whether this was in a single or multiple school activity).

3. Activities are recorded in ASMO as 'Activity Session Blocks' which describe a group who meet to take part in an activity.

4. The Average Activity Sessions/Block figure shows the average length of a block (i.e. how many weeks did the average block run for?)

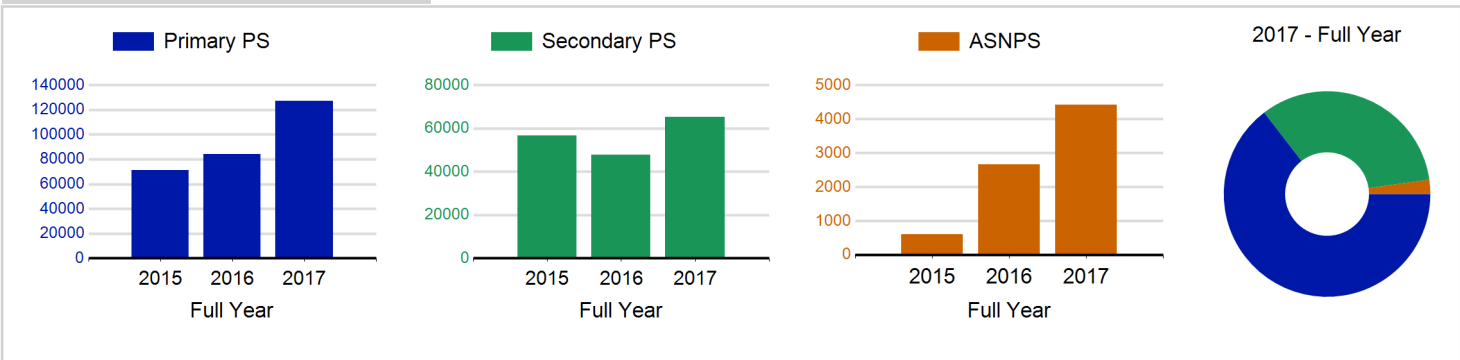
5. Distinct Deliverers are deliverers who have delivered at least one session of Active Schools supported activity across the selected year/term.

6. Deliverer Sessions are the 'visits' deliverers have made to activities. These figures do not represent the distinct deliverers, and should only be taken as indicative of delivery. Distinct deliverer information is only available at the local authority level.

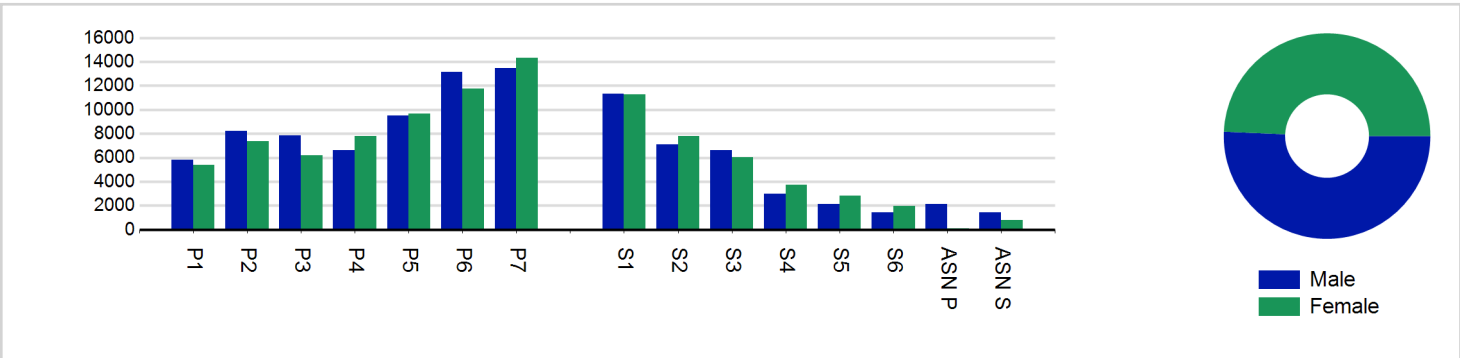
7. School Roll details are taken from the Pupil Census as at September of the Academic Year. Summaries available at <http://www.gov.scot/topics/statistics/browse/school-education/datasets>

8. Distinct Participant data collection 2011 onwards

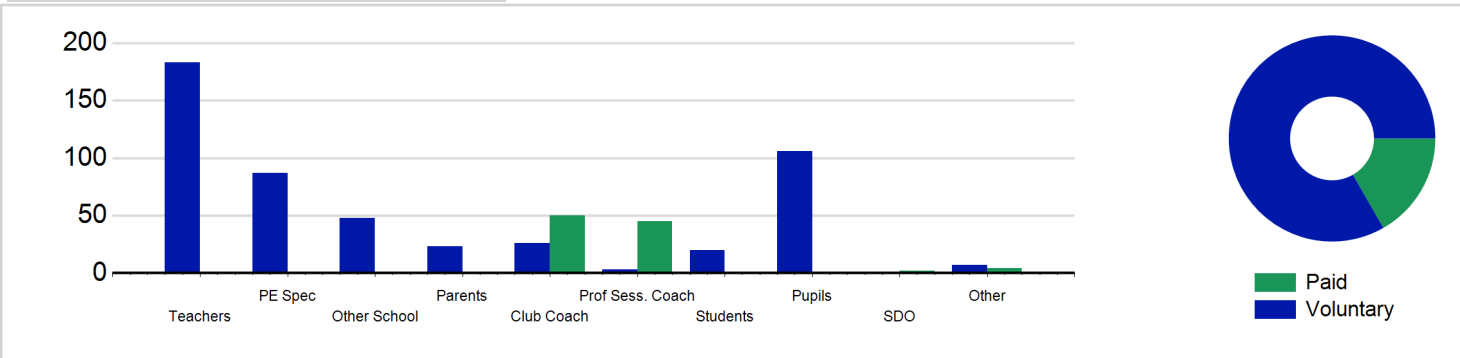
Participant Sessions¹ by School Type



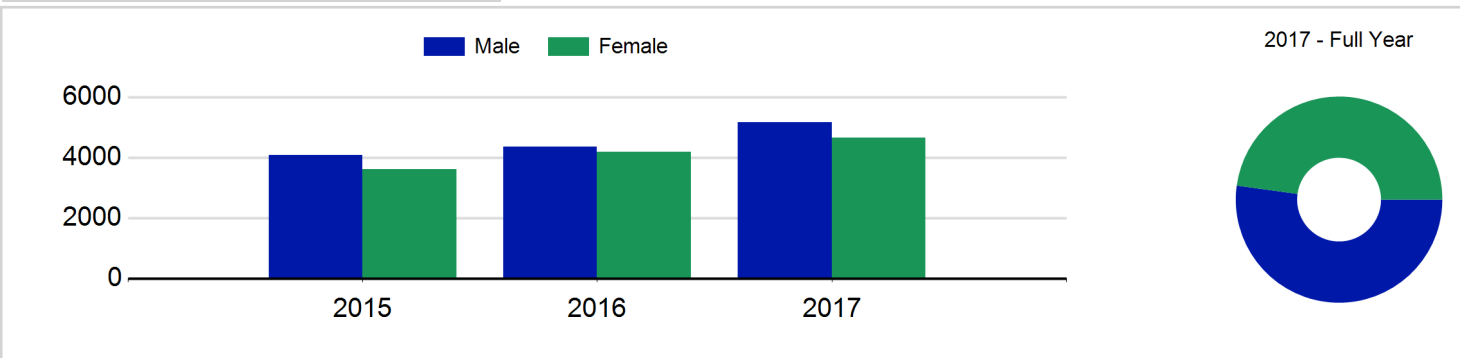
Participant Sessions¹ by Year Group and Gender



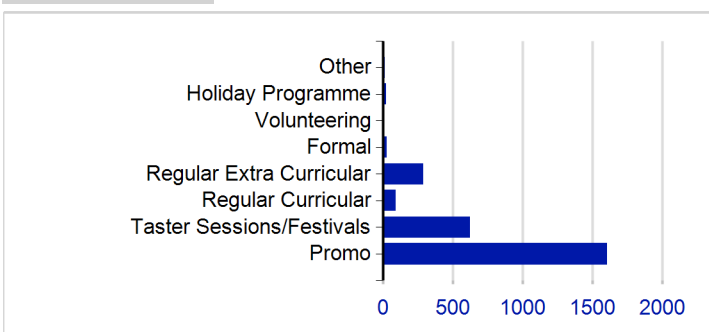
Distinct Deliverers



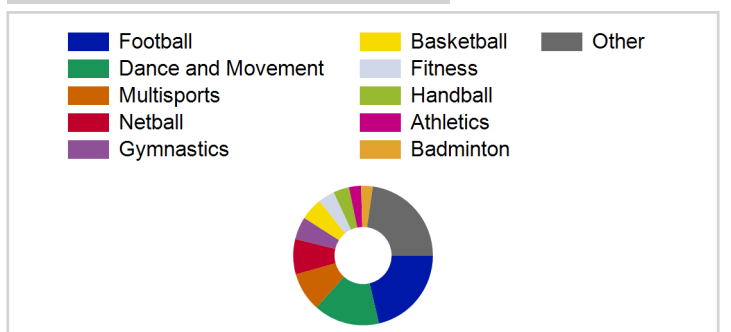
Distinct Participants² by Gender



School/Club Links



Top 10 Activities. by Participant Sessions¹



Term Report: West Lothian Council

Academic Year : 2017/18, Term(s) : Full Year

Putting sport first

sportscotland
the national agency for sport

Participant Sessions¹ by Year Group and Gender

	Male	Female
P1	5,800	5,409
P2	8,230	7,386
P3	7,835	6,189
P4	6,616	7,780
P5	9,489	9,669
P6	13,152	11,781
P7	13,488	14,298
S1	11,326	11,288
S2	7,103	7,798
S3	6,613	6,037
S4	2,994	3,732
S5	2,128	2,810
S6	1,432	1,984
ASN P	2,098	103
ASN S	1,428	798
Total	99,732	97,062

Distinct Deliverers⁵ by Type

	Paid	Voluntary
Teachers		183
PE Spec		87
Other School		48
Parents		23
Club Coach	50	26
Prof Sess. Coach	45	3
Students		20
Pupils		106
SDO	2	
Other	4	7
Total	101	503

Distinct Participants² by Gender

Male	5,179
Female	4,668
Total	9,847