

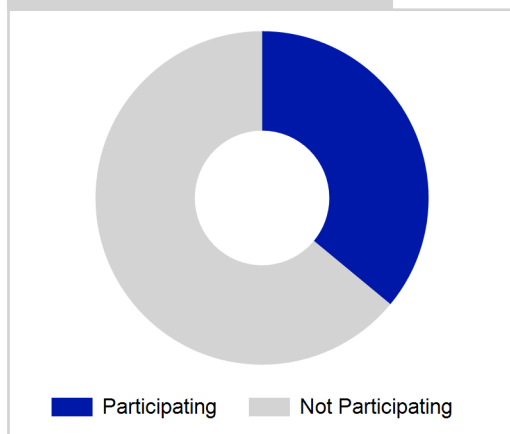
Term Report: Moray Council

Academic Year : 2017/18, Term(s) : Full Year

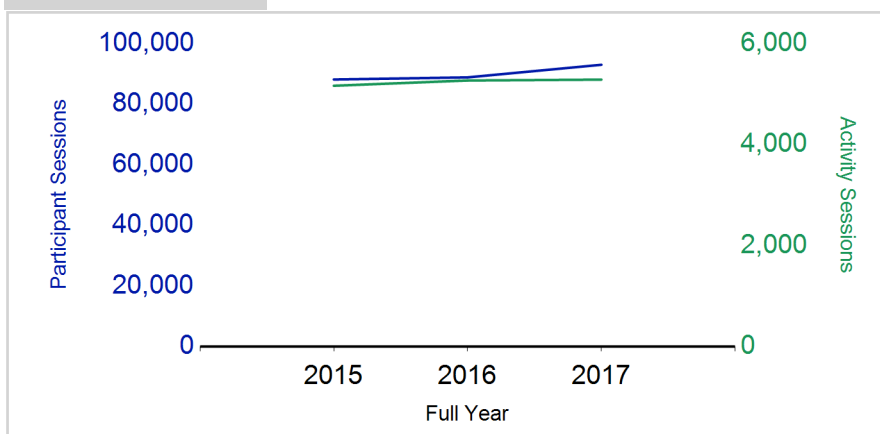
Putting sport first

sportscotland
 the national agency for sport

% School Roll Participating



Participant Sessions¹



	2015 Full Year	2016 Full Year	2017 Full Year
Activity Sessions	5,164	5,268	5,286
% Purely voluntary	57%	57%	68%
Activity Session Blocks ³	626	641	615
Avg. Activity Sessions / Block ⁴	8.2	8.2	8.6
Different Activities	44	43	41
Participant Sessions¹	88,134	88,833	92,994
% Female	51%	53%	47%
Distinct Participants²	4,592	4,173	4,207
Total School Roll	11,951	11,933	11,870
% Participating	38%	35%	35%
Distinct Deliverers⁵	513	600	487
% Volunteers	88%	89%	93%
Qualified Volunteers	183	257	199
Secondary Pupils	63	111	60
Total Deliverer Sessions ⁶	13,011	13,711	13,631
Avg. Deliverers Sessions / Deliverers	25.4	22.9	28.0
School Club Links	464	549	428
Schools with at least one link	53	53	53
Clubs with at least one link	74	80	78

1. Participant Sessions are the 'visits' pupils have made to activities. These figures do not represent the distinct pupils, and should only be taken as indicative of participation.

2. Distinct participants are pupils who have attended at least one session of Active Schools supported activity across the selected year/term (whether this was in a single or multiple school activity).

3. Activities are recorded in ASMO as 'Activity Session Blocks' which describe a group who meet to take part in an activity.

4. The Average Activity Sessions/Block figure shows the average length of a block (i.e. how many weeks did the average block run for?)

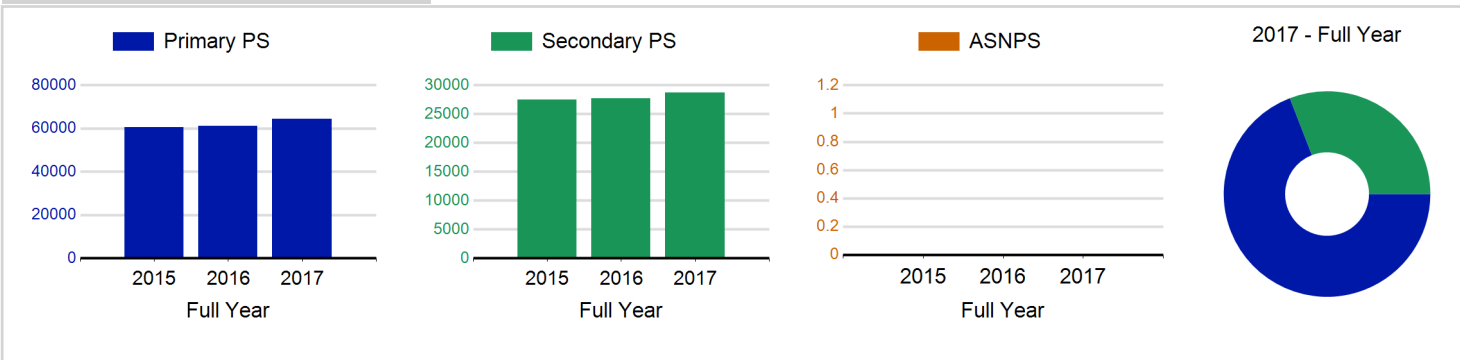
5. Distinct Deliverers are deliverers who have delivered at least one session of Active Schools supported activity across the selected year/term.

6. Deliverer Sessions are the 'visits' deliverers have made to activities. These figures do not represent the distinct deliverers, and should only be taken as indicative of delivery. Distinct deliverer information is only available at the local authority level.

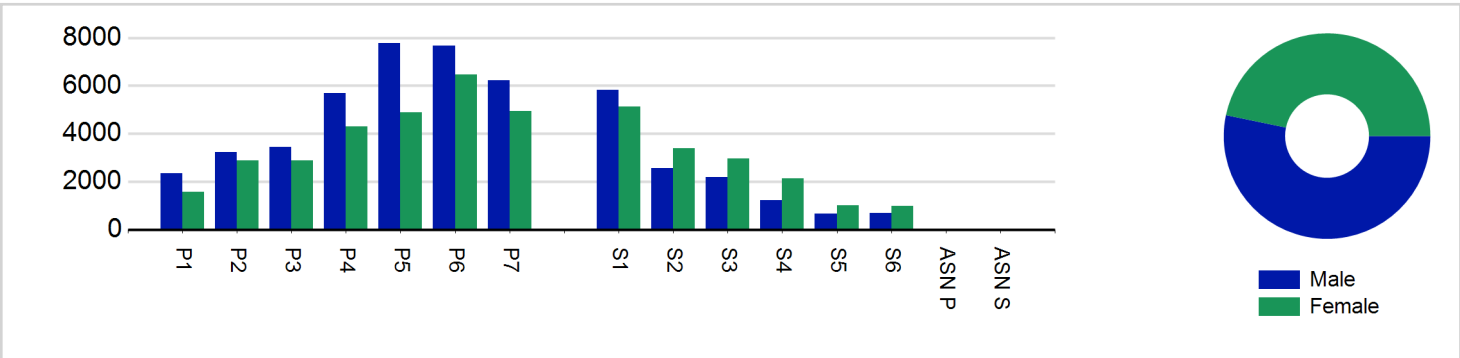
7. School Roll details are taken from the Pupil Census as at September of the Academic Year. Summaries available at <http://www.gov.scot/topics/statistics/browse/school-education/datasets>

8. Distinct Participant data collection 2011 onwards

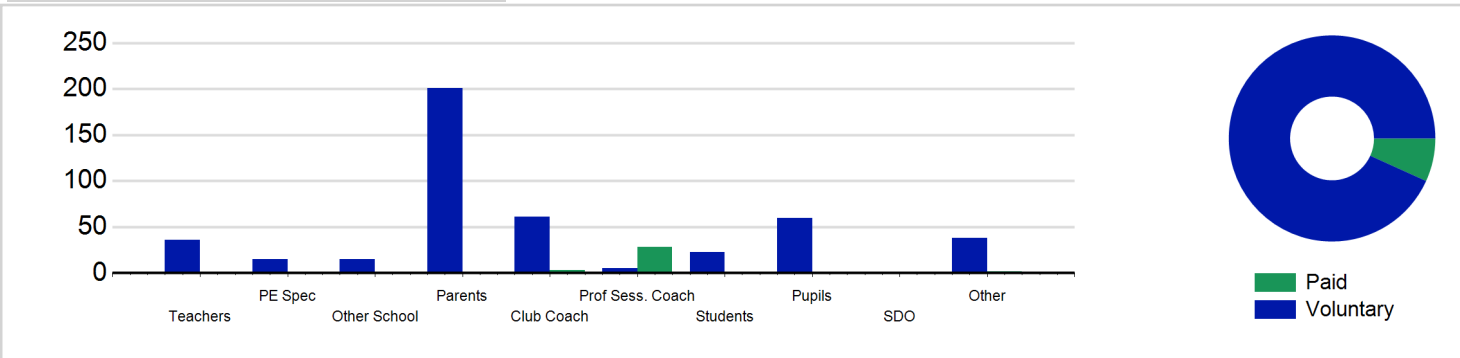
Participant Sessions¹ by School Type



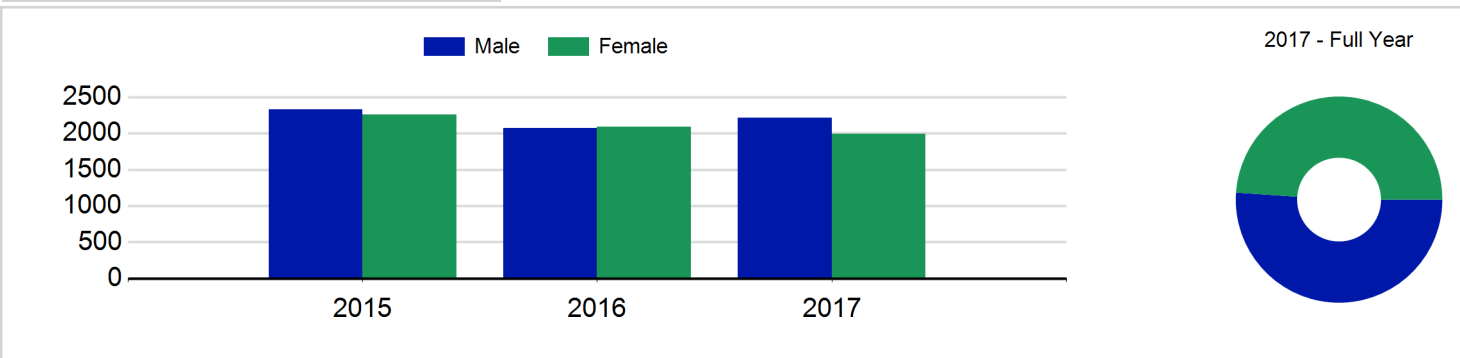
Participant Sessions¹ by Year Group and Gender



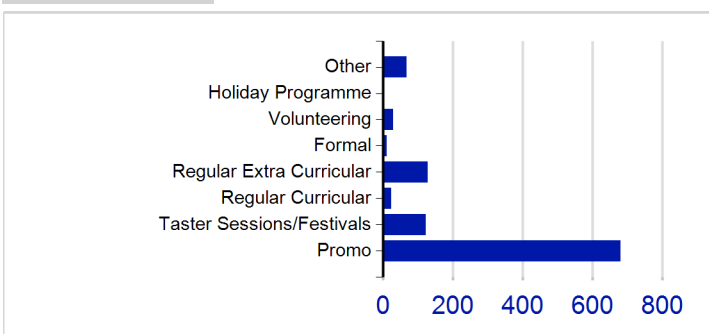
Distinct Deliverers



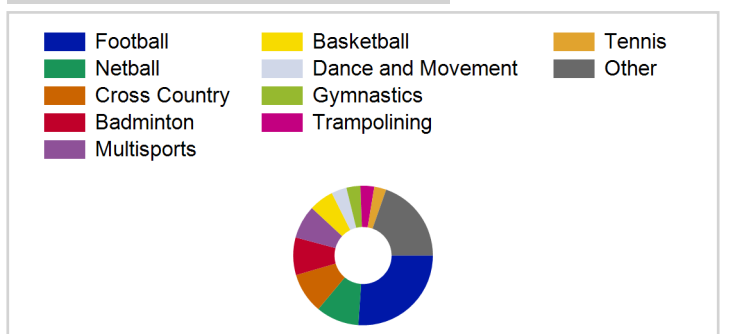
Distinct Participants² by Gender



School/Club Links



Top 10 Activities. by Participant Sessions¹



Term Report: Moray Council

Academic Year : 2017/18, Term(s) : Full Year

Putting sport first

sportscotland
the national agency for sport

Participant Sessions¹ by Year Group and Gender

	Male	Female
P1	2,352	1,561
P2	3,239	2,885
P3	3,436	2,869
P4	5,692	4,293
P5	7,779	4,875
P6	7,667	6,454
P7	6,238	4,946
S1	5,815	5,127
S2	2,571	3,387
S3	2,181	2,957
S4	1,214	2,122
S5	650	997
S6	698	989
ASN P		
ASN S		
Total	49,532	43,462

Distinct Deliverers⁵ by Type

	Paid	Voluntary
Teachers		36
PE Spec		15
Other School		15
Parents		201
Club Coach	3	61
Prof Sess. Coach	28	5
Students		23
Pupils		60
SDO		
Other	2	38
Total	33	454

Distinct Participants² by Gender

Male	2,216
Female	1,991
Total	4,207