

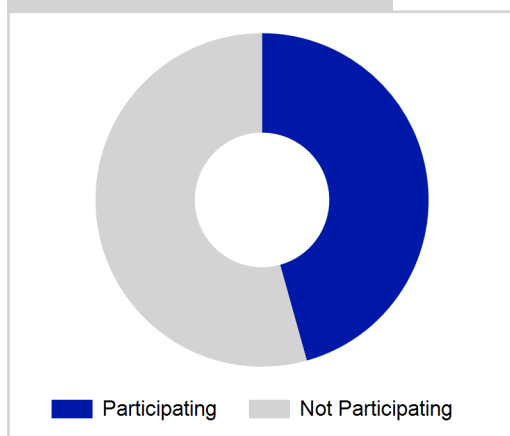
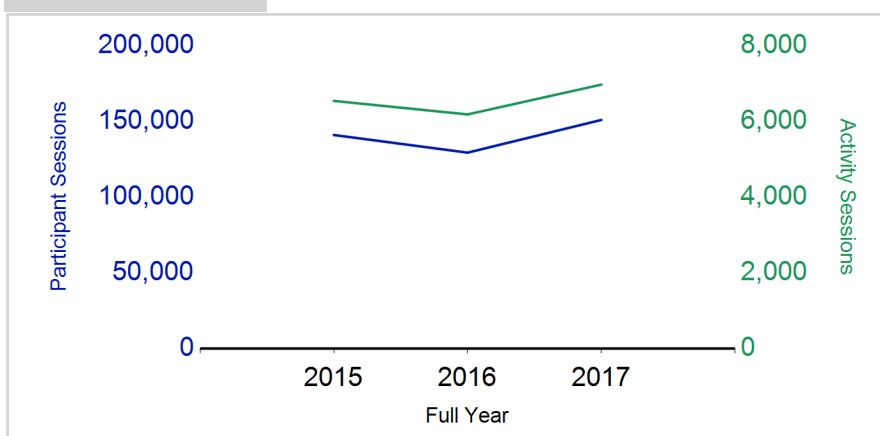
# Term Report: East Renfrewshire Council

Academic Year : 2017/18, Term(s) : Full Year

Putting sport first

**sportscotland**  
 the national agency for sport

% School Roll Participating

Participant Sessions<sup>1</sup>

	2015 Full Year	2016 Full Year	2017 Full Year
<b>Activity Sessions</b>	<b>6,539</b>	<b>6,182</b>	<b>6,969</b>
% Purely voluntary	62%	61%	62%
Activity Session Blocks <sup>3</sup>	860	811	876
Avg. Activity Sessions / Block <sup>4</sup>	7.6	7.6	8.0
Different Activities	46	46	46
<b>Participant Sessions<sup>1</sup></b>	<b>140,977</b>	<b>129,326</b>	<b>150,931</b>
% Female	46%	48%	49%
<b>Distinct Participants<sup>2</sup></b>	<b>7,843</b>	<b>7,140</b>	<b>8,025</b>
Total School Roll	16,613	16,782	17,072
% Participating	47%	43%	47%
<b>Distinct Deliverers<sup>5</sup></b>	<b>476</b>	<b>461</b>	<b>447</b>
% Volunteers	74%	78%	75%
Qualified Volunteers	134	161	97
Secondary Pupils	77	93	56
Total Deliverer Sessions <sup>6</sup>	10,886	10,686	10,985
Avg. Deliverers Sessions / Deliverers	22.9	23.2	24.6
<b>School Club Links</b>	<b>198</b>	<b>222</b>	<b>212</b>
Schools with at least one link	30	30	30
Clubs with at least one link	43	52	47

1. Participant Sessions are the 'visits' pupils have made to activities. These figures do not represent the distinct pupils, and should only be taken as indicative of participation.

2. Distinct participants are pupils who have attended at least one session of Active Schools supported activity across the selected year/term (whether this was in a single or multiple school activity).

3. Activities are recorded in ASMO as 'Activity Session Blocks' which describe a group who meet to take part in an activity.

4. The Average Activity Sessions/Block figure shows the average length of a block (i.e. how many weeks did the average block run for?)

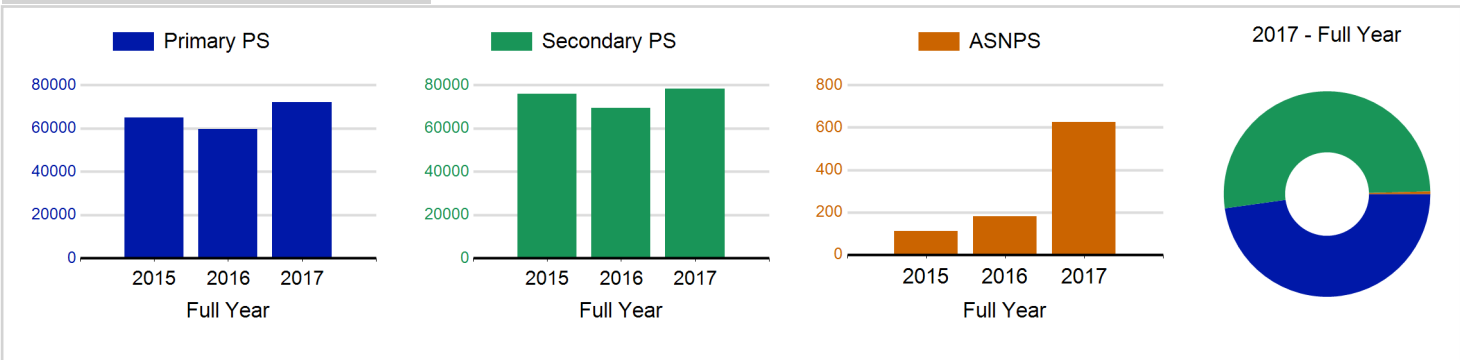
5. Distinct Deliverers are deliverers who have delivered at least one session of Active Schools supported activity across the selected year/term.

6. Deliverer Sessions are the 'visits' deliverers have made to activities. These figures do not represent the distinct deliverers, and should only be taken as indicative of delivery. Distinct deliverer information is only available at the local authority level.

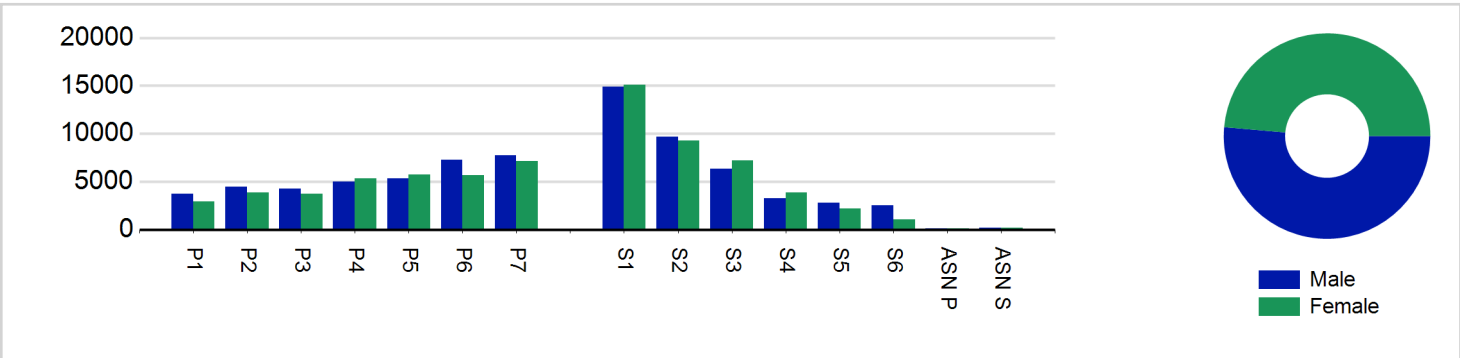
7. School Roll details are taken from the Pupil Census as at September of the Academic Year. Summaries available at <http://www.gov.scot/topics/statistics/browse/school-education/datasets>

8. Distinct Participant data collection 2011 onwards

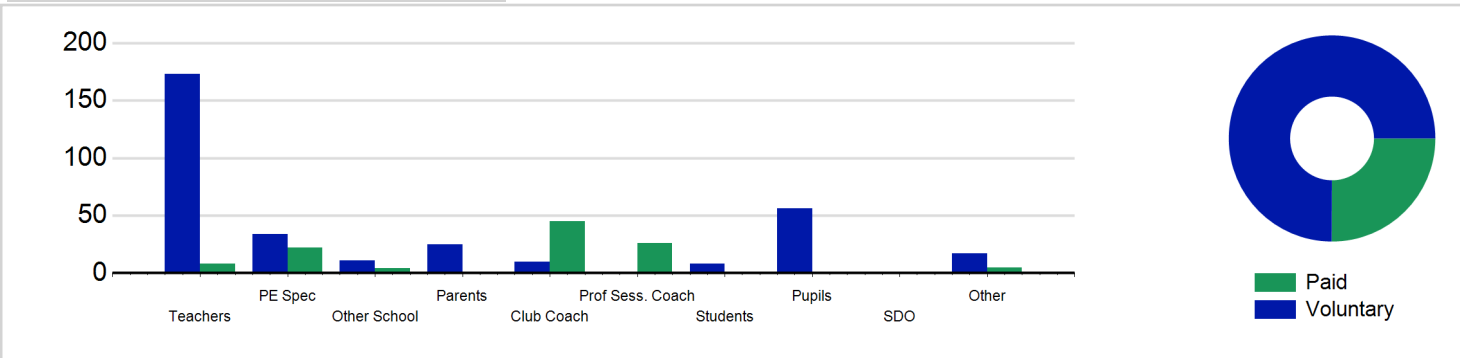
Participant Sessions<sup>1</sup> by School Type



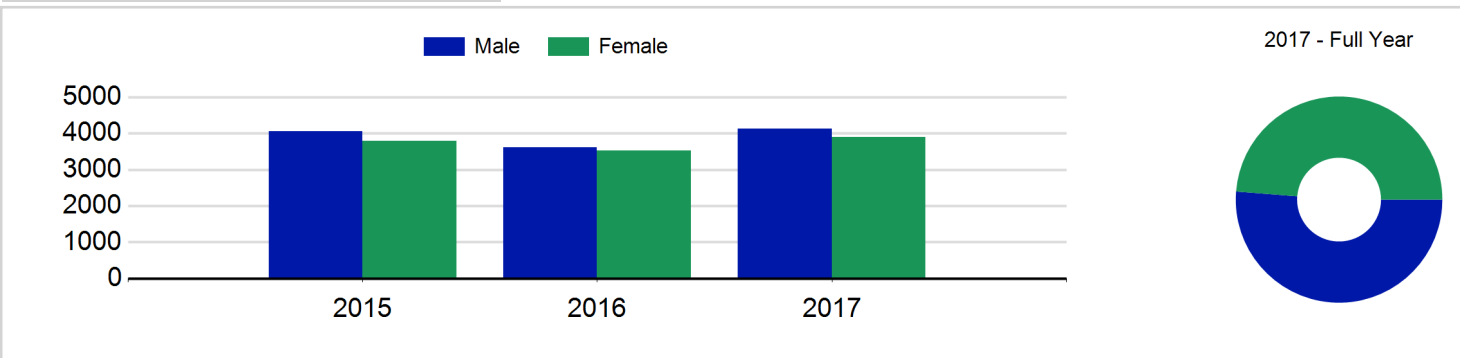
Participant Sessions<sup>1</sup> by Year Group and Gender



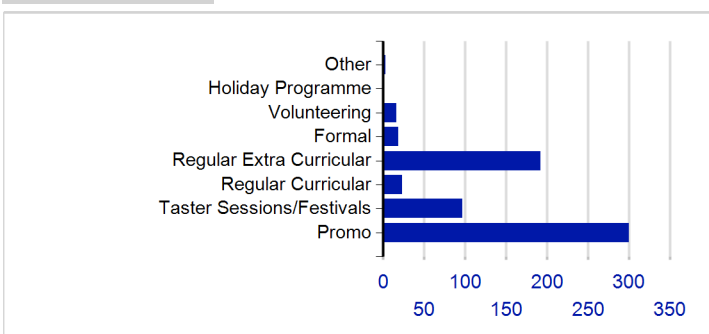
Distinct Deliverers



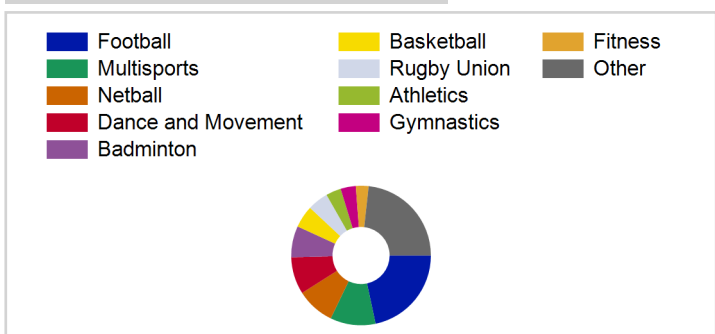
Distinct Participants<sup>2</sup> by Gender



School/Club Links



Top 10 Activities. by Participant Sessions<sup>1</sup>



# Term Report: East Renfrewshire Council

Academic Year : 2017/18, Term(s) : Full Year

Putting sport first

**sportscotland**  
the national agency for sport

## Participant Sessions<sup>1</sup> by Year Group and Gender

	Male	Female
<b>P1</b>	3,731	2,931
<b>P2</b>	4,459	3,856
<b>P3</b>	4,271	3,708
<b>P4</b>	4,997	5,329
<b>P5</b>	5,354	5,725
<b>P6</b>	7,246	5,677
<b>P7</b>	7,711	7,119
<b>S1</b>	14,887	15,090
<b>S2</b>	9,673	9,305
<b>S3</b>	6,332	7,231
<b>S4</b>	3,264	3,842
<b>S5</b>	2,756	2,209
<b>S6</b>	2,540	1,063
<b>ASN P</b>	135	130
<b>ASN S</b>	198	162
<b>Total</b>	<b>77,554</b>	<b>73,377</b>

## Distinct Deliverers<sup>5</sup> by Type

	Paid	Voluntary
<b>Teachers</b>	8	173
<b>PE Spec</b>	22	34
<b>Other School</b>	4	11
<b>Parents</b>		25
<b>Club Coach</b>	45	10
<b>Prof Sess. Coach</b>	26	1
<b>Students</b>	1	8
<b>Pupils</b>		56
<b>SDO</b>	1	
<b>Other</b>	5	17
<b>Total</b>	<b>112</b>	<b>335</b>

## Distinct Participants<sup>2</sup> by Gender

<b>Male</b>	4,125
<b>Female</b>	3,900
<b>Total</b>	<b>8,025</b>