

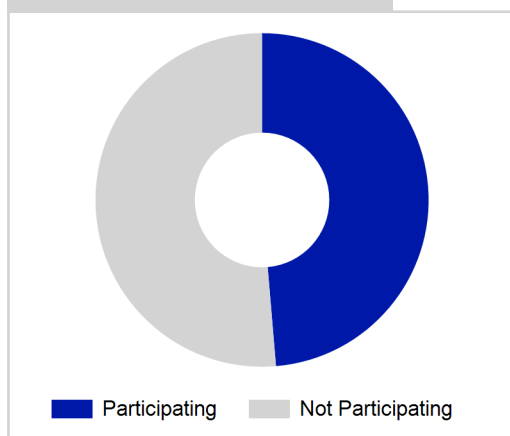
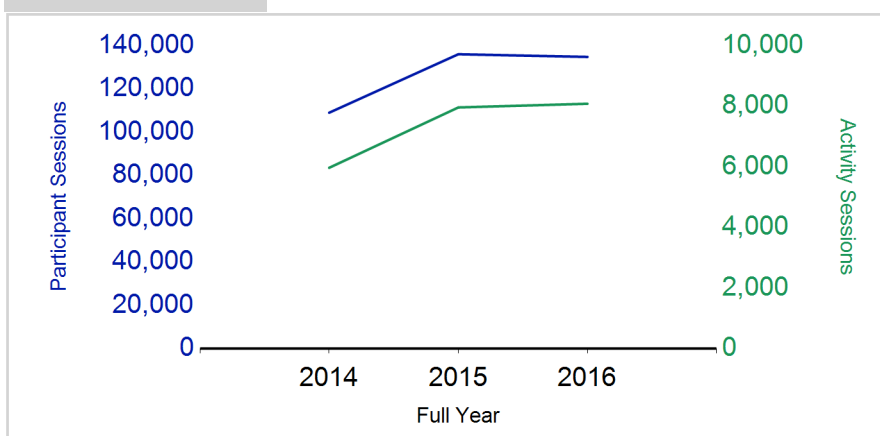
Term Report: Argyll & Bute Council

Academic Year : 2016/2017, Term(s) : Full Year

Putting sport first

sportscotland
the national agency for sport

% School Roll Participating

Participant Sessions¹

	2014 Full Year	2015 Full Year	2016 Full Year
Activity Sessions	5,966	7,957	8,079
% Purely voluntary	88%	83%	87%
Activity Session Blocks ³	734	993	1093
Avg. Activity Sessions / Block ⁴	8.1	8.0	7.4
Different Activities	49	53	53
Participant Sessions¹	108,961	135,974	134,735
% Female	41%	39%	41%
Distinct Participants²	4,355	5,576	5,387
Total School Roll	10,565	10,442	10,442
% Participating	41%	53%	52%
Distinct Deliverers⁵	452	769	920
% Volunteers	90%	93%	94%
Qualified Volunteers	262	290	368
Secondary Pupils	130	140	156
Total Deliverer Sessions ⁶	12,628	17,099	19,724
Avg. Deliverers Sessions / Deliverers	27.9	22.2	21.4
School Club Links	414	523	633
Schools with at least one link	79	84	81
Clubs with at least one link	84	111	128

1. Participant Sessions are the 'visits' pupils have made to activities. These figures do not represent the distinct pupils, and should only be taken as indicative of participation.

2. Distinct participants are pupils who have attended at least one session of Active Schools supported activity across the selected year/term (whether this was in a single or multiple school activity).

3. Activities are recorded in ASMO as 'Activity Session Blocks' which describe a group who meet to take part in an activity.

4. The Average Activity Sessions/Block figure shows the average length of a block (i.e. how many weeks did the average block run for?)

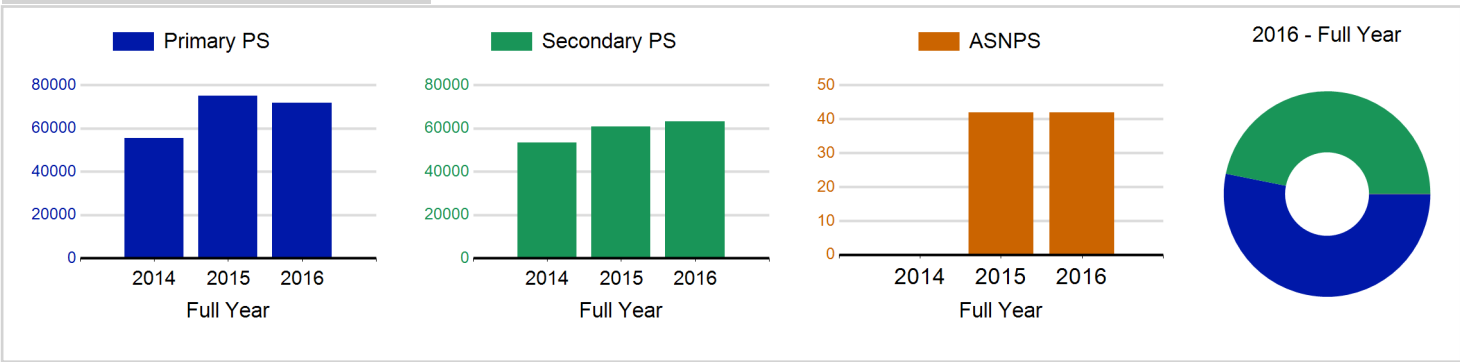
5. Distinct Deliverers are deliverers who have delivered at least one session of Active Schools supported activity across the selected year/term.

6. Deliverer Sessions are the 'visits' deliverers have made to activities. These figures do not represent the distinct deliverers, and should only be taken as indicative of delivery. Distinct deliverer information is only available at the local authority level.

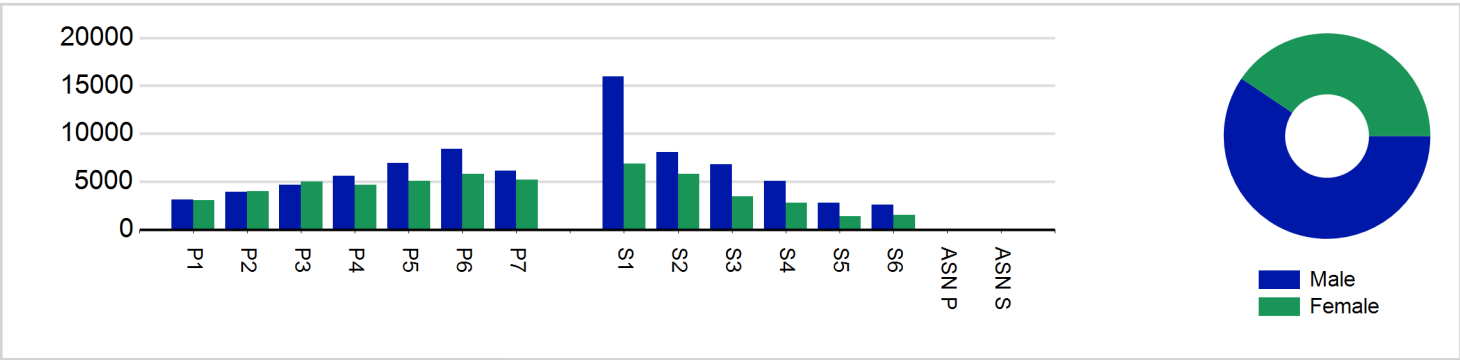
7. School Roll details are taken from the Pupil Census as at September of the Academic Year. Summaries available at <http://www.gov.scot/topics/statistics/browse/school-education/datasets>

8. Distinct Participant data collection 2011 onwards

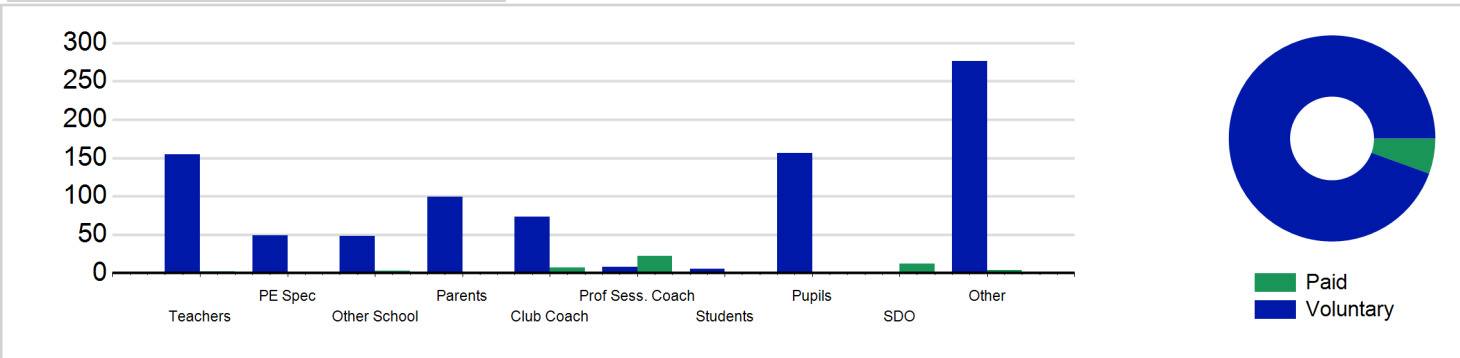
Participant Sessions¹ by School Type



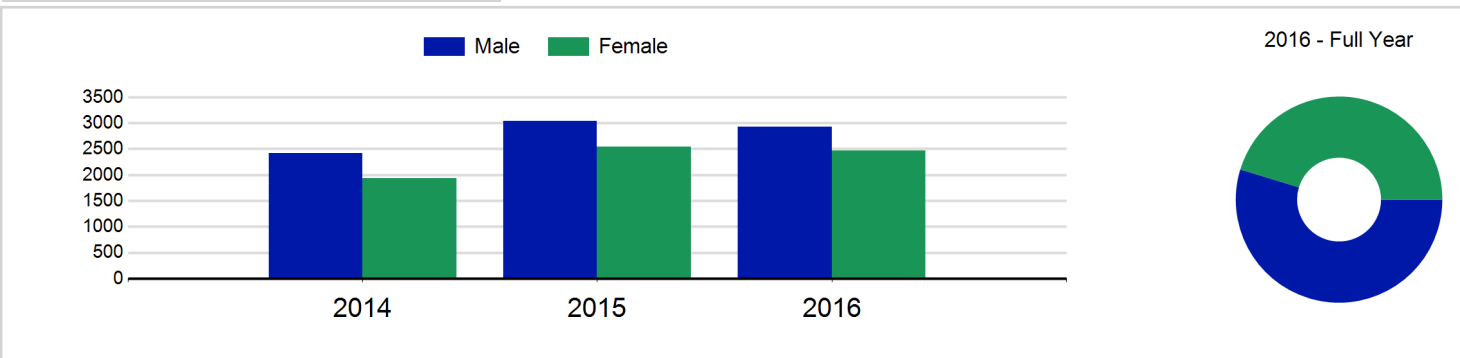
Participant Sessions¹ by Year Group and Gender



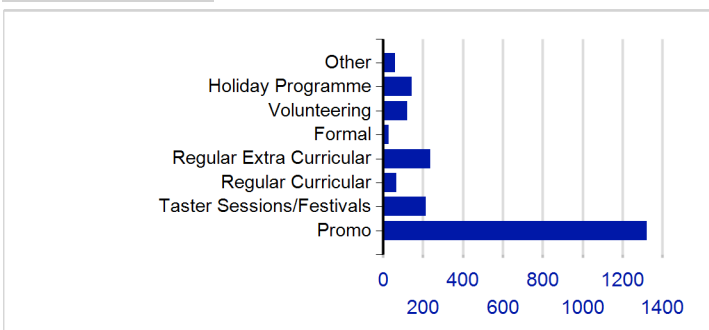
Distinct Deliverers



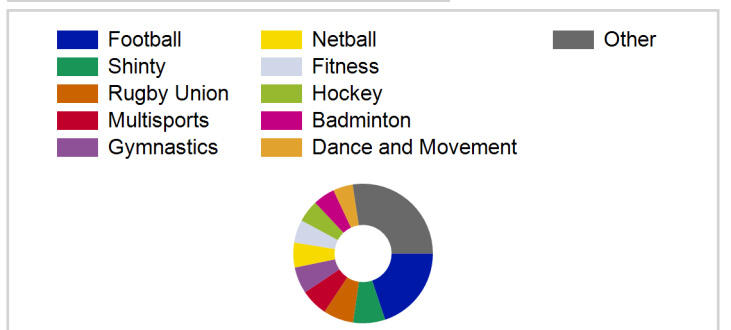
Distinct Participants² by Gender



School/Club Links



Top 10 Activities. by Participant Sessions¹



Term Report: Argyll & Bute Council

Academic Year : 2016/2017, Term(s) : Full Year

Putting sport first

sportscotland
the national agency for sport

Participant Sessions¹ by Year Group and Gender

	Male	Female
P1	3,142	3,041
P2	3,954	4,001
P3	4,627	5,020
P4	5,595	4,675
P5	6,959	5,039
P6	8,439	5,810
P7	6,145	5,198
S1	15,975	6,864
S2	8,097	5,810
S3	6,781	3,461
S4	5,029	2,765
S5	2,755	1,404
S6	2,586	1,521
ASN P		
ASN S	18	24
Total	80,102	54,633

Distinct Deliverers⁵ by Type

	Paid	Voluntary
Teachers	2	155
PE Spec		49
Other School	3	48
Parents		99
Club Coach	7	73
Prof Sess. Coach	22	8
Students	1	5
Pupils		156
SDO	12	
Other	4	276
Total	51	869

Distinct Participants² by Gender

Male	2,923
Female	2,464
Total	5,387