

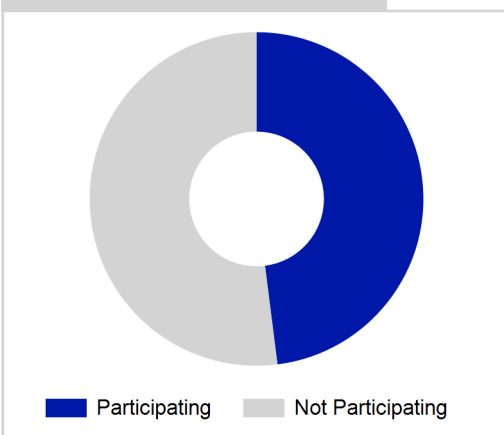
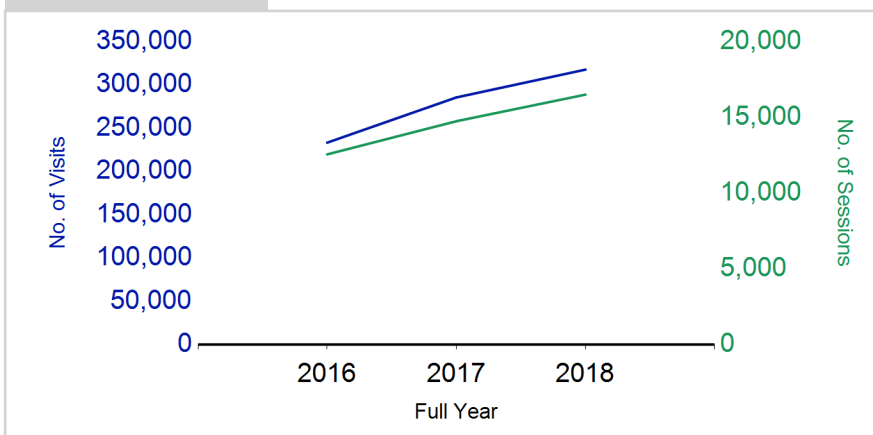
# Term Report: Falkirk Council

Academic Year : 2018/19, Term(s) : Full Year

Sport for Life

**sportscotland**  
 the national agency for sport

% School Roll Participating

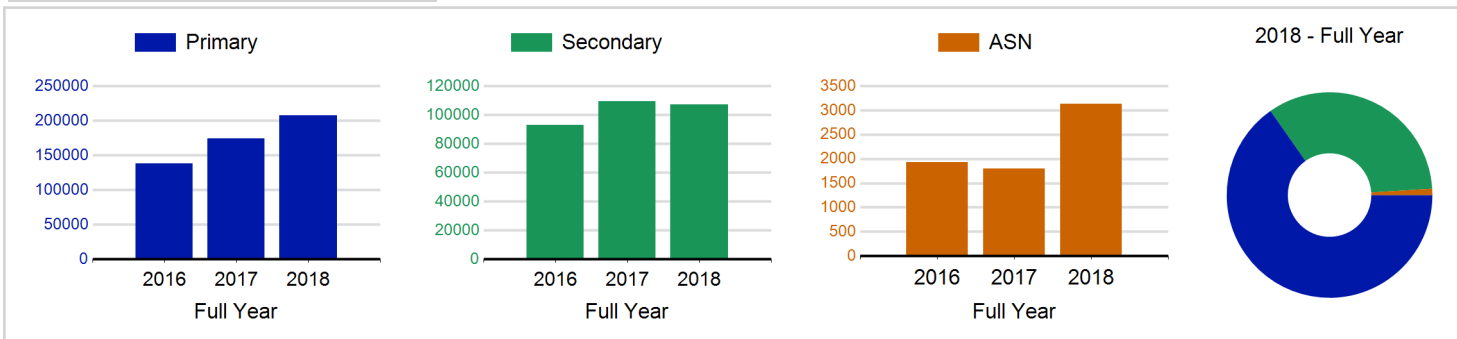
Visits<sup>1</sup>

	2016 Full Year	2017 Full Year	2018 Full Year
<b>Sessions</b>	<b>12,553</b>	<b>14,742</b>	<b>16,497</b>
% Purely voluntary	85%	84%	79%
Blocks <sup>3</sup>	1408	1563	1608
Sessions / Block <sup>4</sup>	8.9	9.4	10.3
Different Activities	56	60	54
<b>Visits<sup>1</sup></b>	<b>233,195</b>	<b>285,433</b>	<b>317,581</b>
% Female	47%	49%	46%
<b>Participants<sup>2</sup></b>	<b>10,381</b>	<b>10,258</b>	<b>10,469</b>
Total School Roll	21,640	21,776	21,838
% Participating	48%	47%	48%
<b>Deliverers<sup>5</sup></b>	<b>1,054</b>	<b>947</b>	<b>1,010</b>
% Volunteers	93%	92%	92%
Qualified Volunteers	367	312	296
Secondary Pupils	333	327	409
Total Deliverer Sessions <sup>6</sup>	25,981	29,529	34,556
Avg. Deliverers Sessions / Deliverers	24.6	31.2	34.2
<b>School Club Links</b>	<b>593</b>	<b>563</b>	<b>581</b>
Schools with at least one link	59	59	58
Clubs with at least one link	97	82	90

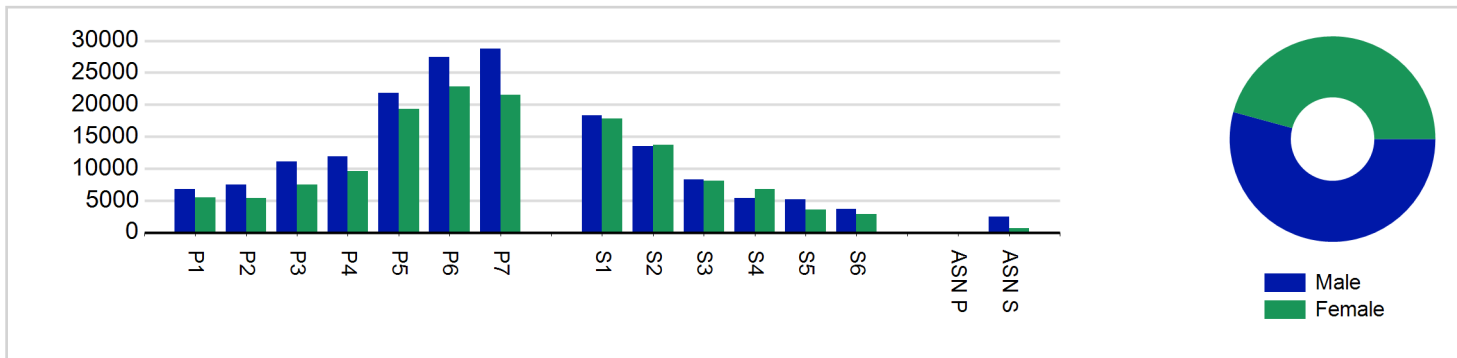
1. Visits are the number of times pupils have attended activities. These figures do not represent the participant figure, and instead should only be taken as indicative of participation.  
 2. Participants are pupils who have attended at least one session of Active Schools supported activity across the selected year/term (whether this was in a single or multiple school activity).  
 3. Activities are recorded in ASMO as 'blocks' which are made up of a group of 'sessions'.  
 4. The Avg Sessions / Blocks figure shows the average number of sessions within a block.  
 5. Deliverers are people who have delivered at least one session of Active Schools supported activity across the selected year/term.  
 6. Deliverer Sessions are the 'visits' deliverers have made to activities. These figures do not represent the total deliverer figure, and should only be taken as indicative of delivery. Deliverer information is only available at the local authority level.  
 7. School Roll details are taken from the Pupil Census as at September of the Academic Year. Summaries available at <http://www.gov.scot/topics/statistics/browse/school-education/datasets>  
 8. Participant data collection 2011 onwards.



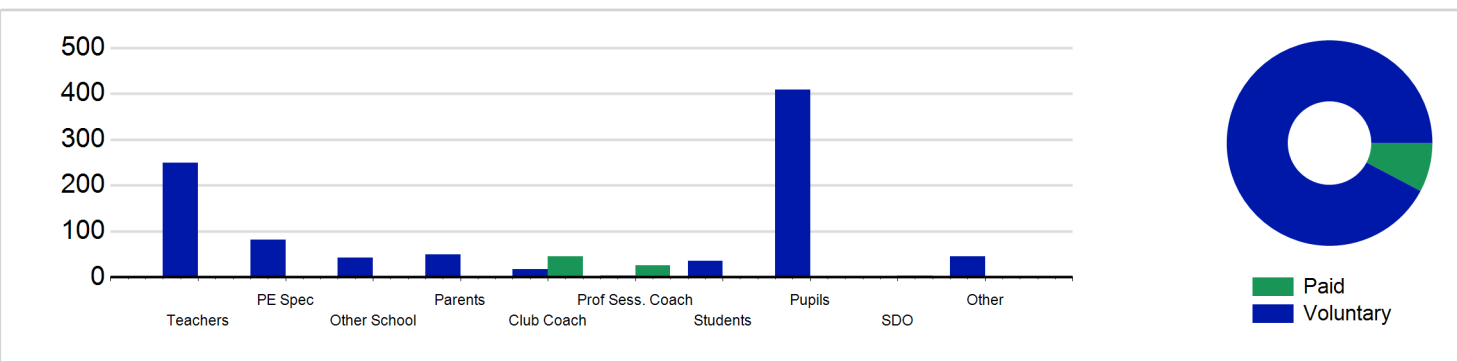
### Visits<sub>1</sub> by School Type



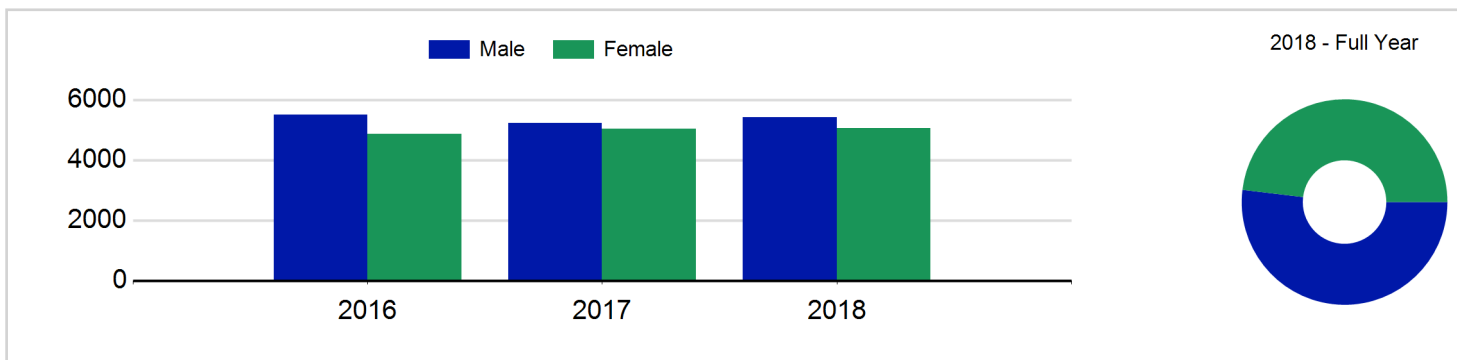
### Visits<sub>1</sub> by Year Group and Sex



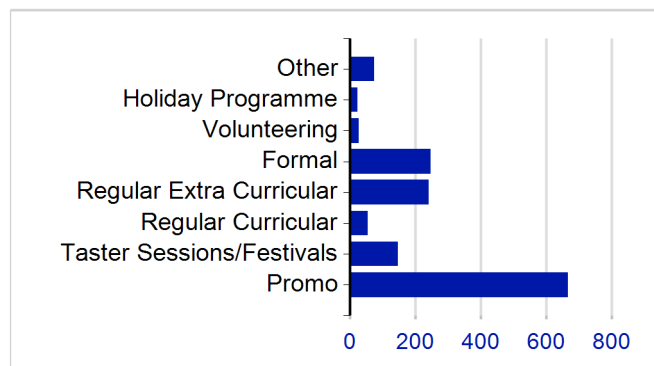
### Deliverers



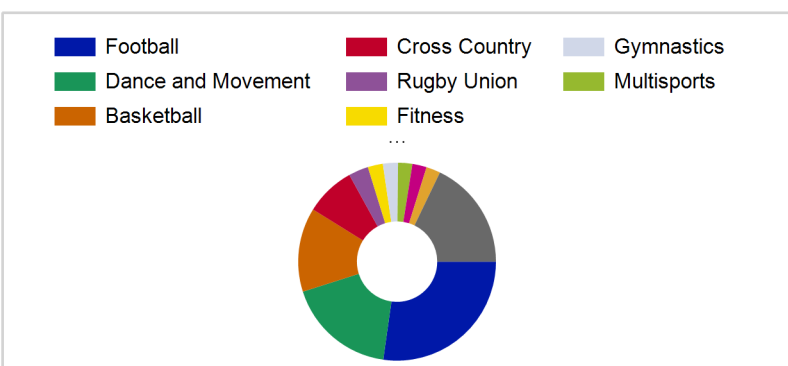
### Participants<sub>2</sub> by Sex



### School/Club Links



### Top 10 Activities. by Visits<sub>1</sub>





# Term Report: Falkirk Council

Academic Year : 2018/19, Term(s) : Full Year

Sport for Life

**sportscotland**  
the national agency for sport

## Visits<sup>1</sup> by Year Group and Sex

	Male	Female
<b>P1</b>	6,790	5,454
<b>P2</b>	7,537	5,424
<b>P3</b>	11,117	7,534
<b>P4</b>	11,937	9,549
<b>P5</b>	21,872	19,373
<b>P6</b>	27,459	22,876
<b>P7</b>	28,808	21,569
<b>S1</b>	18,281	17,864
<b>S2</b>	13,482	13,710
<b>S3</b>	8,286	8,054
<b>S4</b>	5,406	6,833
<b>S5</b>	5,203	3,550
<b>S6</b>	3,637	2,842

### ASN P

<b>ASN S</b>	2,450	684
<b>Total</b>	<b>172,265</b>	<b>145,316</b>

## Participants<sup>2</sup> by Sex

<b>Male</b>	5,414
<b>Female</b>	5,055
<b>Total</b>	<b>10,469</b>

## Deliverers<sup>5</sup> by Type

	Paid	Voluntary
<b>Teachers</b>	1	249
<b>PE Spec</b>	0	81
<b>Other School</b>	0	43
<b>Parents</b>	0	49
<b>Club Coach</b>	46	18
<b>Prof Sess. Coach</b>	26	3
<b>Students</b>	2	35
<b>Pupils</b>	0	409
<b>SDO</b>	3	0
<b>Other</b>	0	45
<b>Total</b>	<b>78</b>	<b>932</b>

