

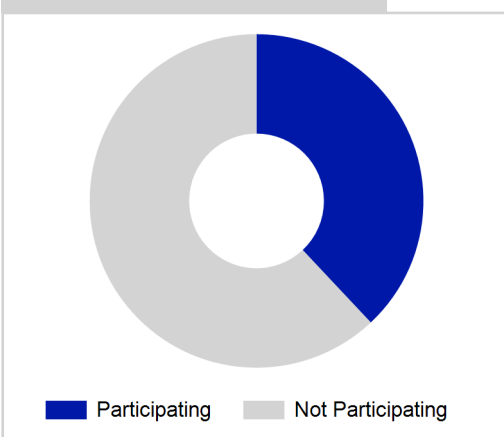
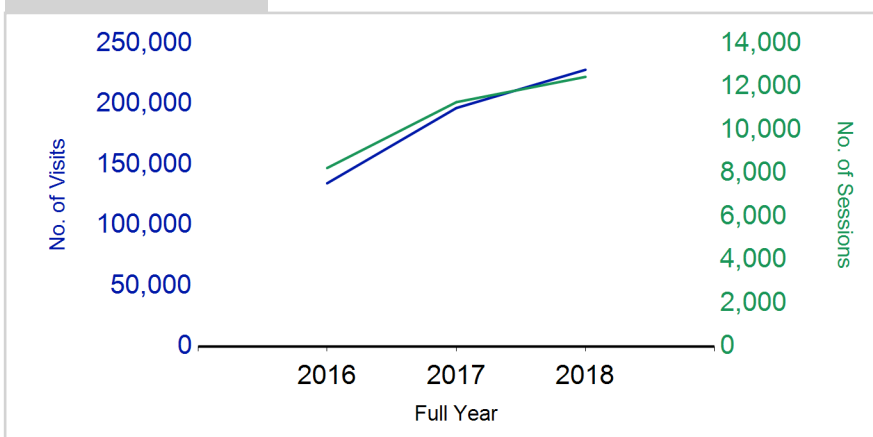
Term Report: West Lothian Council

Academic Year : 2018/19, Term(s) : Full Year

Sport for Life

sportscotland
 the national agency for sport

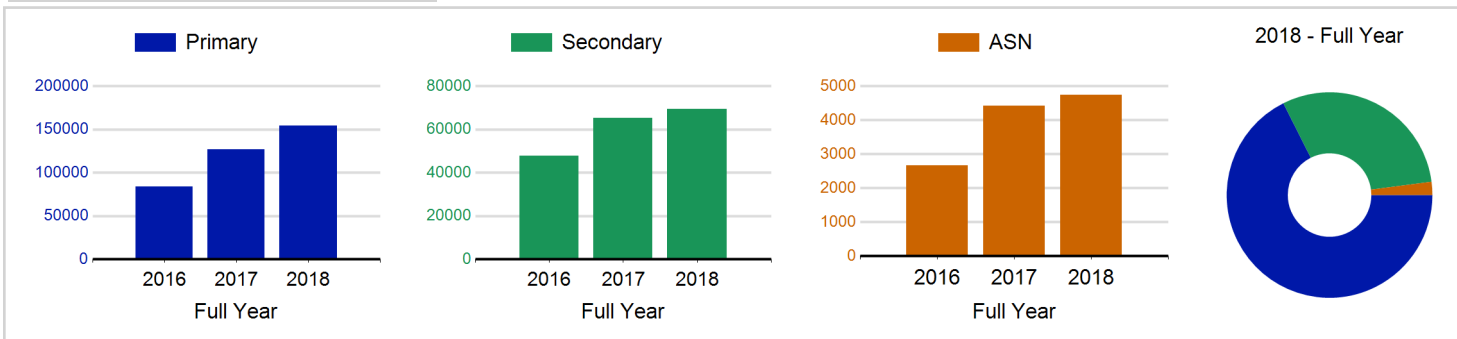
% School Roll Participating

Visits¹

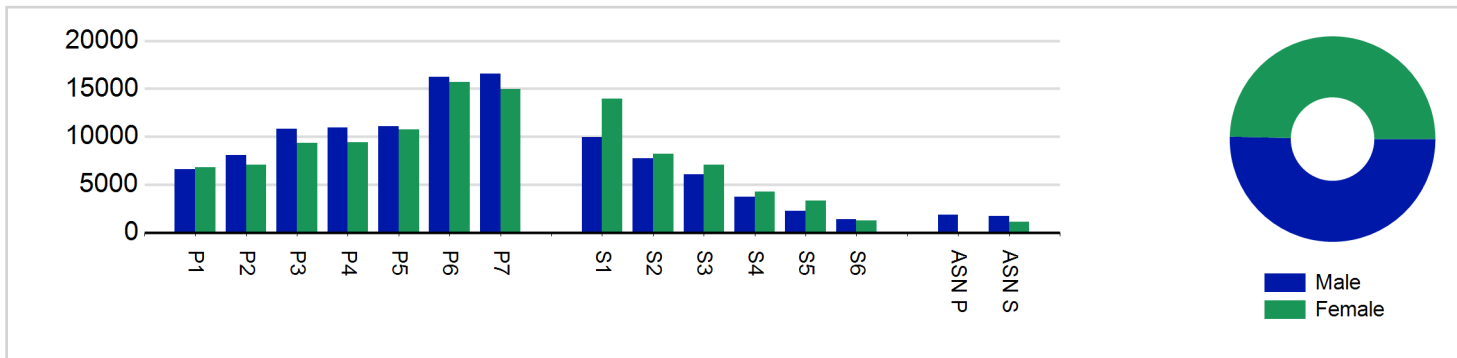
	2016 Full Year	2017 Full Year	2018 Full Year
Sessions	8,249	11,292	12,460
% Purely voluntary	65%	55%	50%
Blocks ³	1026	1364	1394
Sessions / Block ⁴	8.0	8.3	8.9
Different Activities	49	51	47
Visits¹	134,709	196,794	228,349
% Female	51%	49%	50%
Participants²	8,556	9,847	10,329
Total School Roll	26,827	26,902	27,086
% Participating	32%	37%	38%
Deliverers⁵	590	633	635
% Volunteers	87%	84%	81%
Qualified Volunteers	265	255	277
Secondary Pupils	154	135	156
Total Deliverer Sessions ⁶	13,609	18,599	20,106
Avg. Deliverers Sessions / Deliverers	23.1	29.4	31.7
School Club Links	852	974	1,000
Schools with at least one link	81	82	83
Clubs with at least one link	78	75	74

1. Visits are the number of times pupils have attended activities. These figures do not represent the participant figure, and instead should only be taken as indicative of participation.
 2. Participants are pupils who have attended at least one session of Active Schools supported activity across the selected year/term (whether this was in a single or multiple school activity).
 3. Activities are recorded in ASMO as 'blocks' which are made up of a group of 'sessions'.
 4. The Avg Sessions / Blocks figure shows the average number of sessions within a block.
 5. Deliverers are people who have delivered at least one session of Active Schools supported activity across the selected year/term.
 6. Deliverer Sessions are the 'visits' deliverers have made to activities. These figures do not represent the total deliverer figure, and should only be taken as indicative of delivery. Deliverer information is only available at the local authority level.
 7. School Roll details are taken from the Pupil Census as at September of the Academic Year. Summaries available at <http://www.gov.scot/topics/statistics/browse/school-education/datasets>
 8. Participant data collection 2011 onwards.

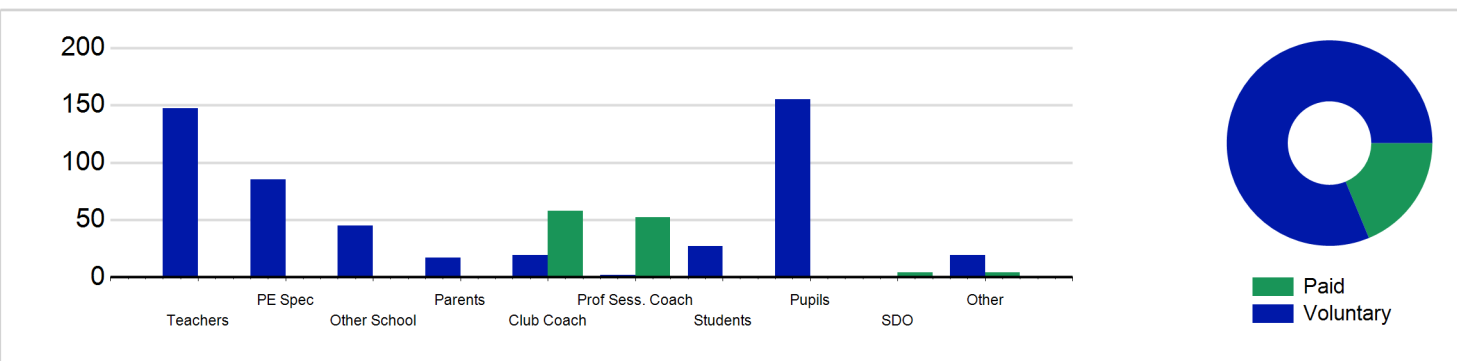
Visits₁ by School Type



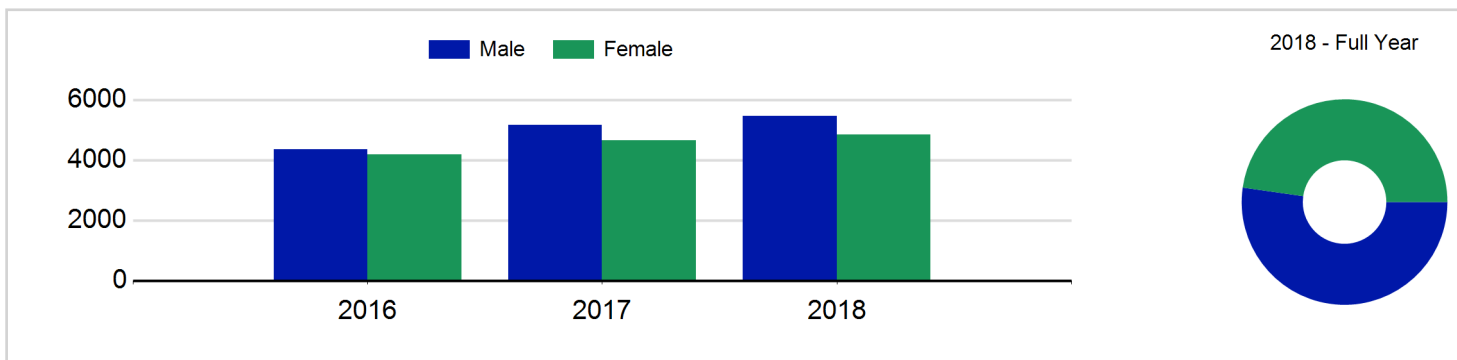
Visits₁ by Year Group and Sex



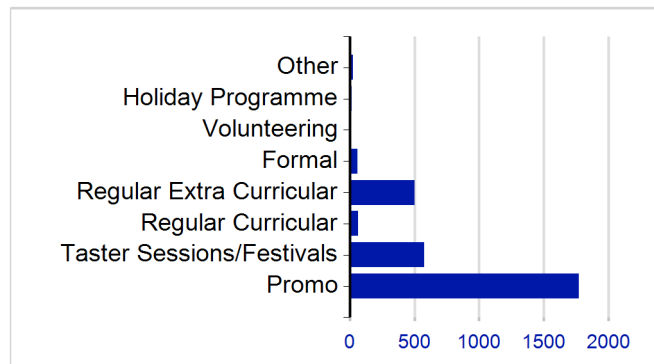
Deliverers



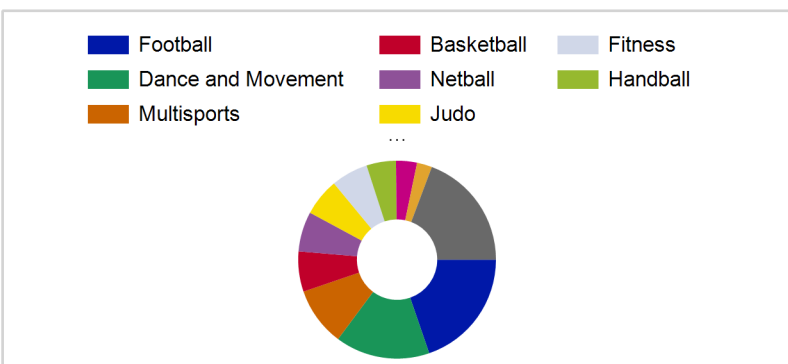
Participants₂ by Sex



School/Club Links



Top 10 Activities. by Visits₁



Term Report: West Lothian Council

Academic Year : 2018/19, Term(s) : Full Year

Sport for Life

sportscotland
the national agency for sport

Visits¹ by Year Group and Sex

	Male	Female
P1	6,583	6,804
P2	8,059	7,035
P3	10,839	9,366
P4	10,970	9,390
P5	11,078	10,726
P6	16,261	15,724
P7	16,550	14,934
S1	9,957	13,984
S2	7,728	8,234
S3	6,068	7,067
S4	3,697	4,256
S5	2,283	3,343
S6	1,402	1,275
ASN P	1,850	35
ASN S	1,722	1,129
Total	115,047	113,302

Deliverers⁵ by Type

	Paid	Voluntary
Teachers	0	147
PE Spec	0	85
Other School	0	45
Parents	0	17
Club Coach	58	19
Prof Sess. Coach	52	2
Students	0	27
Pupils	1	155
SDO	4	0
Other	4	19
Total	119	516

Participants² by Sex

Male	5,476
Female	4,853
Total	10,329

