

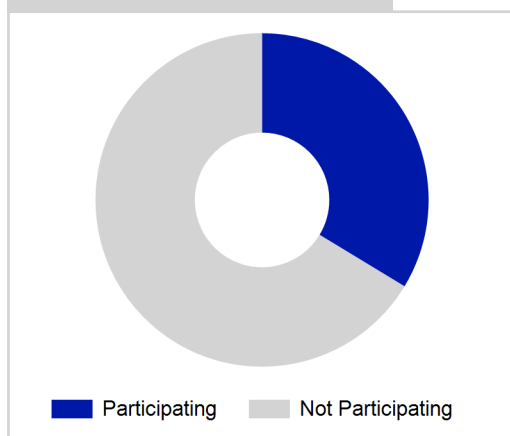
Term Report: Midlothian Council

Academic Year : 2016/2017, Term(s) : Full Year

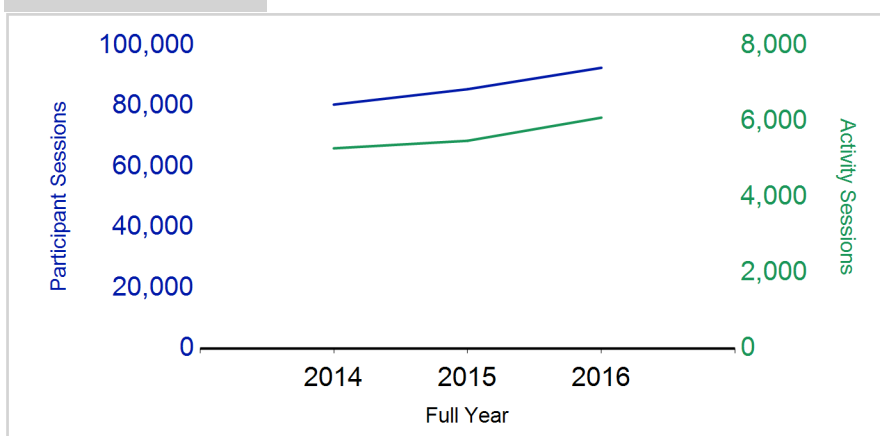
Putting sport first

sportscotland
 the national agency for sport

% School Roll Participating



Participant Sessions¹



	2014 Full Year	2015 Full Year	2016 Full Year
Activity Sessions	5,287	5,486	6,097
% Purely voluntary	43%	37%	41%
Activity Session Blocks ³	647	654	689
Avg. Activity Sessions / Block ⁴	8.2	8.4	8.8
Different Activities	37	38	39
Participant Sessions¹	80,511	85,588	92,658
% Female	46%	46%	41%
Distinct Participants²	3,920	4,432	3,894
Total School Roll	12,041	12,290	12,290
% Participating	33%	36%	32%
Distinct Deliverers⁵	238	257	252
% Volunteers	77%	77%	77%
Qualified Volunteers	102	124	134
Secondary Pupils	52	52	60
Total Deliverer Sessions ⁶	8,084	8,771	9,933
Avg. Deliverers Sessions / Deliverers	34.0	34.1	39.4
School Club Links	330	458	492
Schools with at least one link	37	37	39
Clubs with at least one link	51	64	60

1. Participant Sessions are the 'visits' pupils have made to activities. These figures do not represent the distinct pupils, and should only be taken as indicative of participation.

2. Distinct participants are pupils who have attended at least one session of Active Schools supported activity across the selected year/term (whether this was in a single or multiple school activity).

3. Activities are recorded in ASMO as 'Activity Session Blocks' which describe a group who meet to take part in an activity.

4. The Average Activity Sessions/Block figure shows the average length of a block (i.e. how many weeks did the average block run for?)

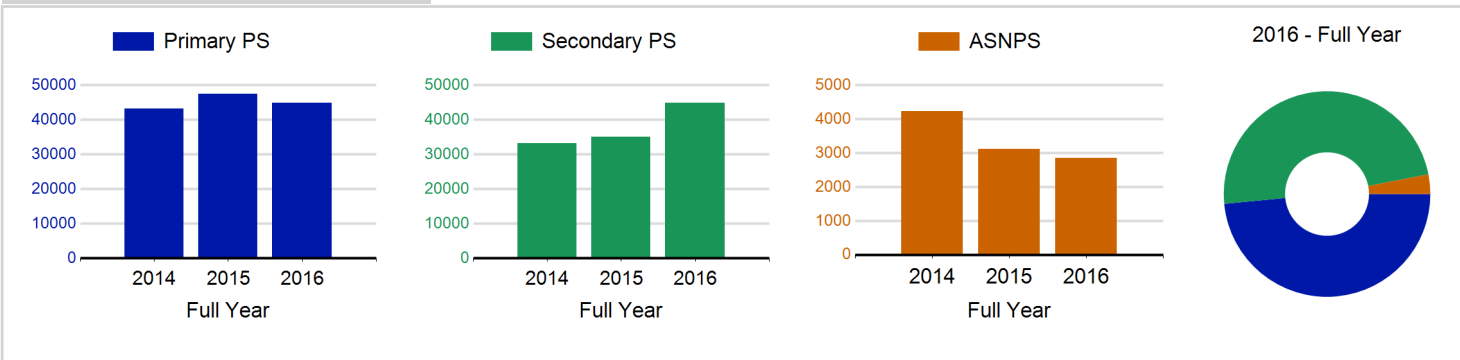
5. Distinct Deliverers are deliverers who have delivered at least one session of Active Schools supported activity across the selected year/term.

6. Deliverer Sessions are the 'visits' deliverers have made to activities. These figures do not represent the distinct deliverers, and should only be taken as indicative of delivery. Distinct deliverer information is only available at the local authority level.

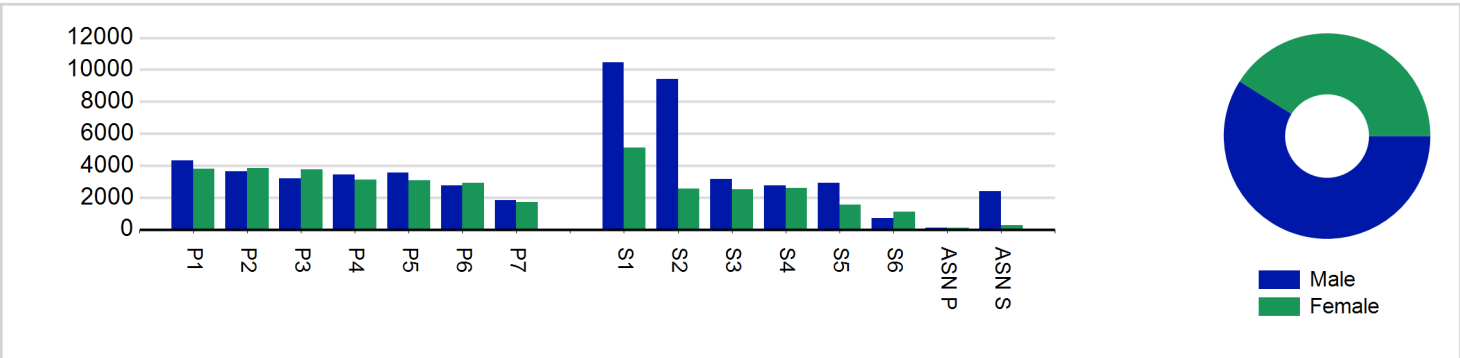
7. School Roll details are taken from the Pupil Census as at September of the Academic Year. Summaries available at <http://www.gov.scot/topics/statistics/browse/school-education/datasets>

8. Distinct Participant data collection 2011 onwards

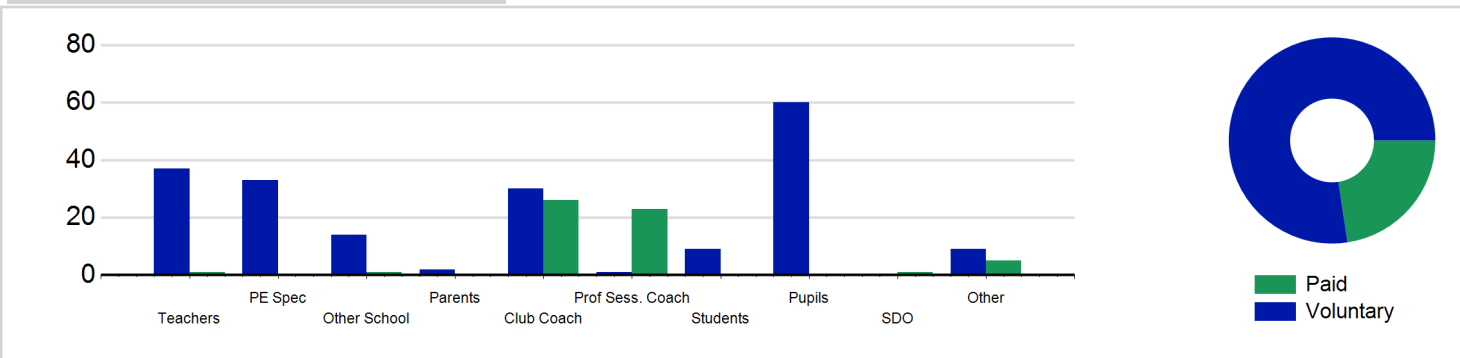
Participant Sessions¹ by School Type



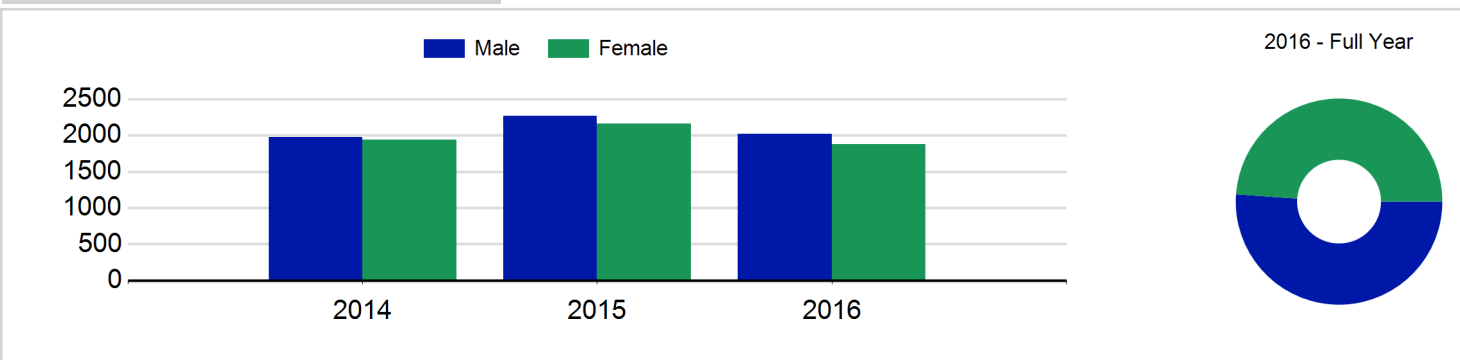
Participant Sessions¹ by Year Group and Gender



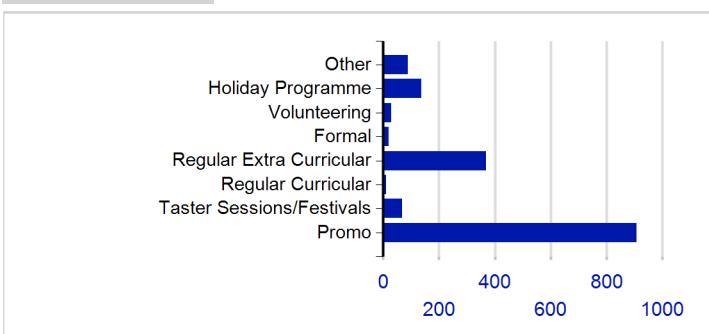
Distinct Deliverers



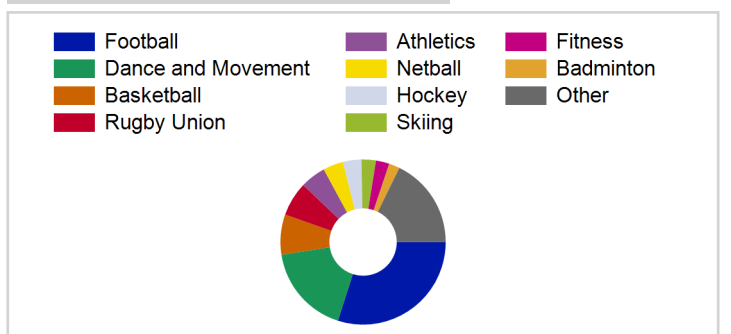
Distinct Participants² by Gender



School/Club Links



Top 10 Activities. by Participant Sessions¹



Term Report: Midlothian Council

Academic Year : 2016/2017, Term(s) : Full Year

Putting sport first

sportscotland
the national agency for sport

Participant Sessions¹ by Year Group and Gender

	Male	Female
P1	4,310	3,796
P2	3,621	3,852
P3	3,194	3,762
P4	3,445	3,121
P5	3,546	3,083
P6	2,756	2,920
P7	1,819	1,699
S1	10,448	5,123
S2	9,412	2,545
S3	3,172	2,515
S4	2,769	2,608
S5	2,906	1,565
S6	705	1,110
ASN P	112	104
ASN S	2,390	250
Total	54,605	38,053

Distinct Deliverers⁵ by Type

	Paid	Voluntary
Teachers	1	37
PE Spec		33
Other School	1	14
Parents		2
Club Coach	26	30
Prof Sess. Coach	23	1
Students		9
Pupils		60
SDO	1	
Other	5	9
Total	57	195

Distinct Participants² by Gender

Male	2,018
Female	1,876
Total	3,894