

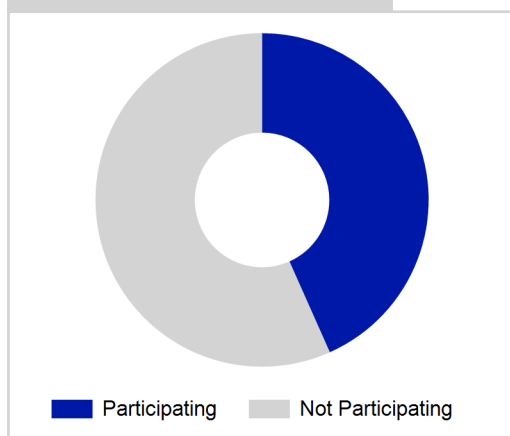
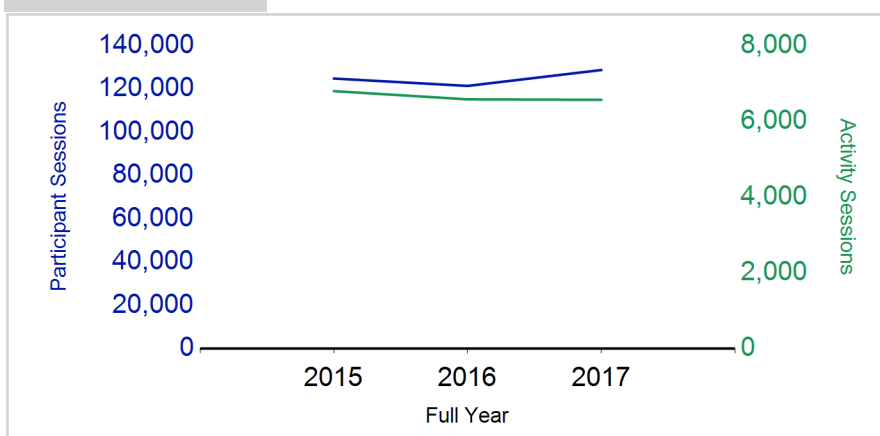
Term Report: East Ayrshire Council

Academic Year : 2017/18, Term(s) : Full Year

Putting sport first

sportscotland
the national agency for sport

% School Roll Participating

Participant Sessions¹

	2015 Full Year	2016 Full Year	2017 Full Year
Activity Sessions	6,797	6,580	6,566
% Purely voluntary	93%	77%	75%
Activity Session Blocks ³	834	846	926
Avg. Activity Sessions / Block ⁴	8.1	7.8	7.1
Different Activities	48	42	41
Participant Sessions¹	124,750	121,355	128,699
% Female	41%	45%	47%
Distinct Participants²	6,662	7,119	6,880
Total School Roll	15,972	15,960	15,860
% Participating	42%	45%	43%
Distinct Deliverers⁵	644	480	602
% Volunteers	91%	89%	89%
Qualified Volunteers	474	340	388
Secondary Pupils	97	88	153
Total Deliverer Sessions ⁶	12,791	11,962	12,691
Avg. Deliverers Sessions / Deliverers	19.9	24.9	21.1
School Club Links	384	418	419
Schools with at least one link	54	53	55
Clubs with at least one link	62	59	60

1. Participant Sessions are the 'visits' pupils have made to activities. These figures do not represent the distinct pupils, and should only be taken as indicative of participation.

2. Distinct participants are pupils who have attended at least one session of Active Schools supported activity across the selected year/term (whether this was in a single or multiple school activity).

3. Activities are recorded in ASMO as 'Activity Session Blocks' which describe a group who meet to take part in an activity.

4. The Average Activity Sessions/Block figure shows the average length of a block (i.e. how many weeks did the average block run for?)

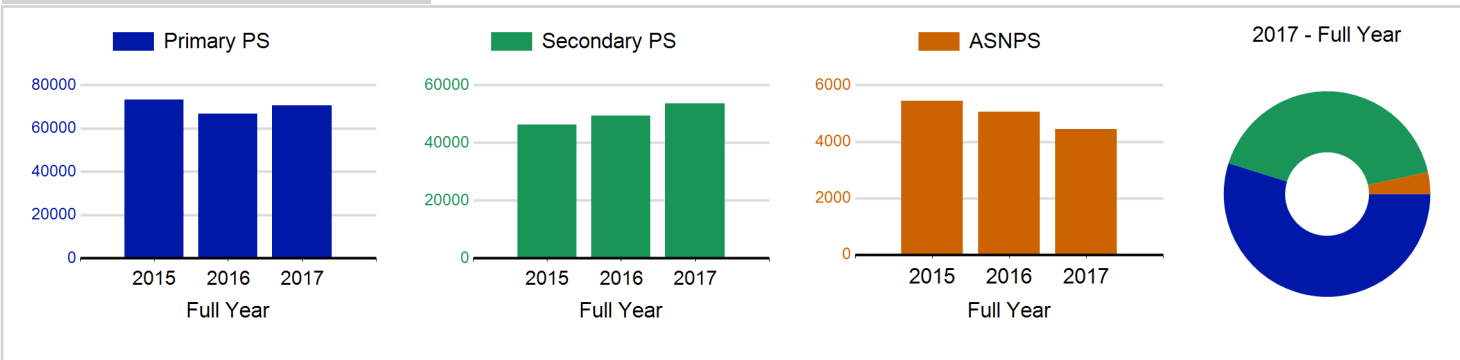
5. Distinct Deliverers are deliverers who have delivered at least one session of Active Schools supported activity across the selected year/term.

6. Deliverer Sessions are the 'visits' deliverers have made to activities. These figures do not represent the distinct deliverers, and should only be taken as indicative of delivery. Distinct deliverer information is only available at the local authority level.

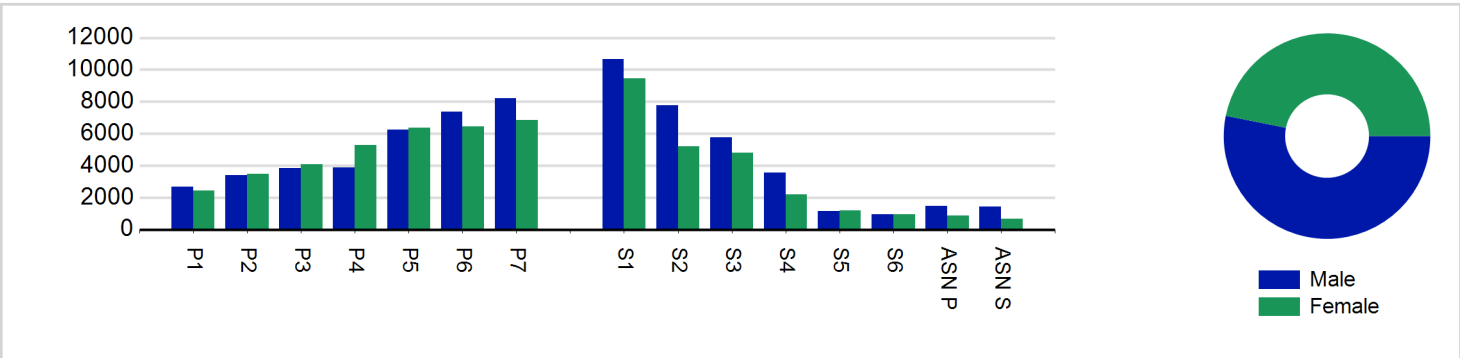
7. School Roll details are taken from the Pupil Census as at September of the Academic Year. Summaries available at <http://www.gov.scot/topics/statistics/browse/school-education/datasets>

8. Distinct Participant data collection 2011 onwards

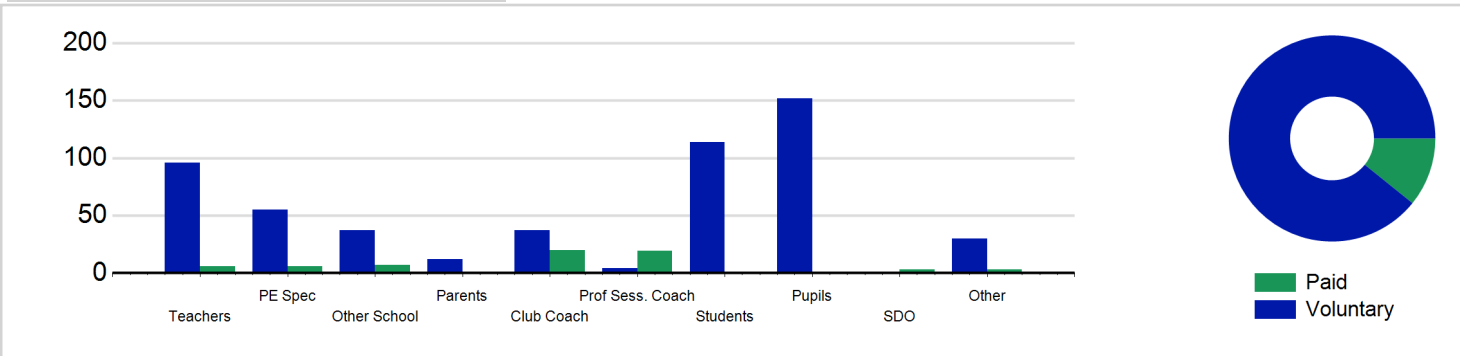
Participant Sessions¹ by School Type



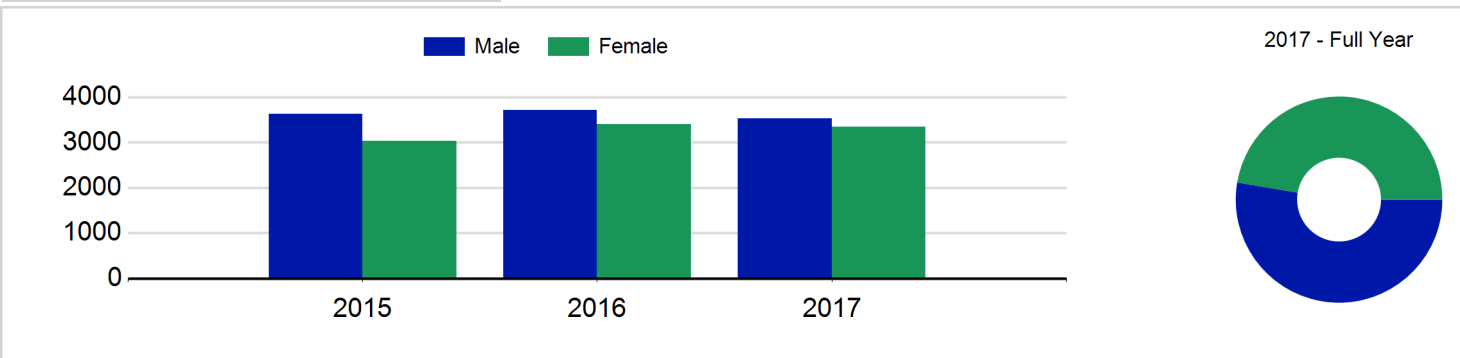
Participant Sessions¹ by Year Group and Gender



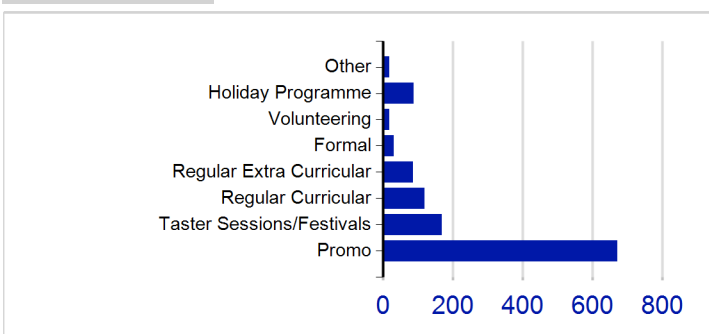
Distinct Deliverers



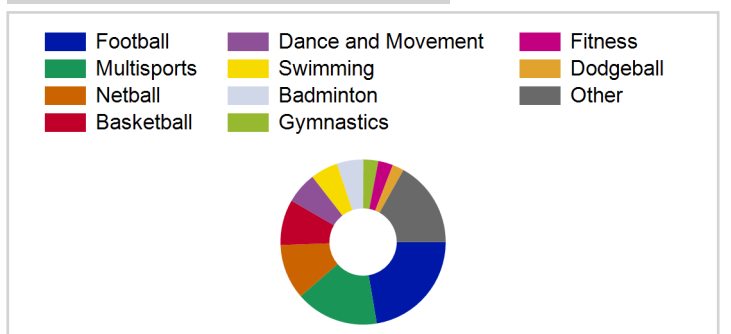
Distinct Participants² by Gender



School/Club Links



Top 10 Activities. by Participant Sessions¹



Term Report: East Ayrshire Council

Academic Year : 2017/18, Term(s) : Full Year

Putting sport first

sportscotland
the national agency for sport

Participant Sessions¹ by Year Group and Gender

	Male	Female
P1	2,676	2,442
P2	3,384	3,483
P3	3,824	4,085
P4	3,870	5,284
P5	6,264	6,377
P6	7,378	6,464
P7	8,221	6,851
S1	10,682	9,472
S2	7,780	5,195
S3	5,785	4,803
S4	3,559	2,189
S5	1,152	1,173
S6	932	933
ASN P	1,465	855
ASN S	1,451	670
Total	68,423	60,276

Distinct Deliverers⁵ by Type

	Paid	Voluntary
Teachers	6	96
PE Spec	6	55
Other School	7	37
Parents		12
Club Coach	20	37
Prof Sess. Coach	19	4
Students		114
Pupils	1	152
SDO	3	
Other	3	30
Total	65	537

Distinct Participants² by Gender

Male	3,533
Female	3,347
Total	6,880