

Charges for sports facilities: Scotland 2024/25

sportscotland research digest number 121

Sport for life

sportscotland
the national agency for sport

Introduction

This report provides an overview of public sector charges for indoor and outdoor sports facilities and swimming pools in Scotland. It summarises the charges in 2024/25 and the trends since 2017. It also includes information on concessionary and passport access schemes. This year we collected supplementary information relating to the [impact of the COVID-19 pandemic](#) and the [impact of rising energy costs](#) on sports facilities.

For swimming charges we recognise there have been some key changes and variations to the swimming offer that impact associated charges at a local authority level. Please treat the results with caution. We will review the swimming charges definitions over the next year. We are working with Scottish Swimming to ensure we provide the most useful and comparable charges.

Data submissions were received from 31 out of the 32 local authorities. This may affect the overall data trends and could result in slight variations in the average charges due to the reduced sample size. Data is self-reported. **sportscotland** has procedures in place to ensure the validity of data.

Background

We update this research annually. Due to the COVID-19 pandemic this research was not updated in 2020/21. It is based on a survey of Scottish local authorities and their associated leisure trusts. It covers over 70 different activities/facilities.

We report the average charge reported by each local authority for each activity. We refer to financial years by the initial calendar year. For example, the financial year 2024/25 will be written as 2024.

We use the 10 most popular activities as a benchmark to help us compare across time. This includes a range of charges for adult, juvenile and senior citizen users for these activities. This gives us 19 benchmark charges in total. Table 1 shows the charges for these activities in 2023 and 2024.

Table 1: Sports Facilities Charges, Changes April 2023 - April 2024

Facility	User	2023 Mean	2024 Mean	Change 2023-24	% Change 2023-24
5-a-side Football (hall hire per hour)	Adult	£47.65	£48.06	£0.41	0.9%
	Juvenile	£28.27	£29.37	£1.10	3.9%
Badminton (per court per hour)	Adult	£11.80	£11.88	£0.08	0.6%
	Juvenile	£7.81	£7.92	£0.11	1.4%
Squash (per court per 40 minutes)	Adult	£9.87	£10.38	£0.51	5.2%
	Juvenile	£5.93	£6.30	£0.37	6.2%
Table tennis (per table per hour)	Adult	£8.87	£8.90	£0.03	0.4%
	Juvenile	£5.76	£5.91	£0.15	2.7%
Aerobics/keep fit (per session)	Adult	£6.47	£6.73	£0.26	4.1%
Bowls Season Ticket (per person)	Adult	£62.89	£64.76	£1.87	3.0%
	Senior citizen	£34.61	£37.11	£2.50	7.2%
Golf Round Weekends (per person)	Adult	£24.53	£24.65	£0.12	0.5%
	Juvenile	£10.50	£10.24	-£0.26	-2.5%
	Senior citizen	£16.00	£17.12	£1.12	7.0%
Swimming (per person)	Adult	£5.12	£5.51	£0.39	7.7%
	Juvenile	£3.14	£3.36	£0.21	6.8%
Swimming Lesson (per person)	Adult	£6.83	£7.49	£0.66	9.7%
	Juvenile	£5.82	£5.90	£0.08	1.4%
Sauna (per person)	Adult	£6.74	£7.24	£0.50	7.3%

Table 1: Summary of Key Findings

- Juvenile charges saw higher percentage increases compared to adult charges in most categories where data for both age groups was available.
- Swimming lessons for adults and Swimming (per person) for adults had the highest percentage increase at 9.7% and 7.7% respectively.
- Adult Swimming Lessons had the highest increase of any activity.
- Juvenile Golf Round Weekends was the only activity with a decrease in charges (-2.5%).

The 2023/24 Review of benchmark charges

The table above provides an overview of the percentage changes in charges for various sports facilities from 2023 to 2024 across different age groups. The data indicates that 18 out of 19 benchmark charges increased between 2023 and 2024. The lowest increase was 0.4%, while the highest was 9.7%. Juvenile Golf Round Weekends (per person) The following sections provide a detailed analysis of these changes.

Increase in charges

- Highest Increase: Adult Swimming Lessons saw the most significant increase of 9.7%
- Adult and Juvenile Swimming (per person) also experienced a notable increase of 7.7% and 6.8%.
- Adult Squash charges increased by 5.2%, and Juvenile Squash charges by 6.2%.
- Senior citizen Bowls Season Tickets rose by 7.2%.
- Adult Sauna charge increased by 7.3%.

Decrease in charges

- Juvenile Golf Round Weekends had a negative change, decreasing by 2.5%.

Differences between age groups

- Adult and Juvenile Swimming saw significant increases, highlighting a substantial rise in swimming-related charges.
- While Adult Bowls Season Tickets increased by 3.0%, Senior citizen Bowls Season Tickets saw a higher increase of 7.2%.
- Juvenile Golf Round Weekends experienced a decrease in charges, contrasting with increases in other age groups for the same facility.

Highest juvenile increases

The largest percentage increase was in Juvenile Swimming (per person). The average price per person rose from £3.14 to £3.36. This represents £0.21 or 6.8% increase Juvenile Swimming Lessons (per person) were reported by 19 local authorities. This is an increase from 18 local authorities providing the same charge in the previous year. Of these:

- 9 increased
- 3 reduced
- 2 had not changed
- 1 reported a charge for last year which was not reported this year
- 3 provided a charge for this year but did not report a charge previous year.

Highest adult increases

The average cost of the above sports in Table 1 increased for most user types, bar one charge for Juvenile Golf Rounds Weekends (per person). The largest percentage increase for adults was Adult Swimming Lessons (per person), which saw a significant rise of 9.7% or £0.66 increase, increasing from £6.83 to £7.49. 18 local authorities reported charges for Adult Swimming Lessons (per person). 18 local authorities provided data for the same charge last year. Of these:

- 12 increased
- 1 reduced

- 1 did not change
- 1 reported a charge last year which was not reported this year.
- 4 provided a charge for this year but did not report a charge for previous year.

Charges decreased - analysis

The only percentage decrease in Table 1 was Juvenile Golf Round Weekends which had a negative change, decreasing by 2.5% and from £10.50 to £10.24, this represents a £0.24 decrease. 14 local authorities provided a charge for 2024, compared to 13 in 2023.

- 7 increased
- 2 reduced
- 4 did not change
- 1 provided a charge for this year but did not report a charge for previous year.

For some activities juvenile percentage increases were higher than for adults:

- 5-a-side Football (hall hire per hour): Juvenile 3.9% > Adult 0.9%
- Badminton (per court per hour): Juvenile 1.4% > Adult 0.6%
- Squash (per court per 40 minutes): Juvenile 6.2% > Adult 5.2%
- Table tennis (per table per hour): Juvenile 2.7% > Adult 0.4%

For others adult percentage increases were higher than for juveniles:

- Golf Round Weekends (per person): Adult 0.5% > Juvenile -2.5%
- Swimming (per person): Adult 7.7% > Juvenile 6.8%

Conclusion

Overall, most charges have seen an increase, continuing the trend of price increases, though the rise is less significant than in previous years. This year average prices across these sports and activities increased by 3.9%, compared to 10.3% across the same charges in 2023.

Membership Schemes

Membership schemes are becoming more common. Table 2a summarises the annual membership charges. Table 2b summarises the monthly direct debit charges.

One membership has decreased for annual and monthly membership (Gym, swim, fitness classes – Sports Centre) There was only one other decrease, this was in monthly direct debits for Gym swim, health suite and fitness classes – Sports Centre. Interestingly the annual membership for this charge increased. In 2024, the continuing trend of more local authorities offering monthly direct debits for membership schemes is greater than those local authorities that offer annual membership schemes. The number of local authorities that offered annual membership schemes for gym and swim has decreased from 8 in 2023 to 5 local authorities in 2024.

Table 2a: Membership schemes, changes April 2023 – April 2024

Facility	2023-24				2024		Sample size 2024
	2023 Mean	2024 Mean	Change 2023-2024	% Change 2023-224	Min 2024	Max 2024	
Gym and swim - Sports Centre	£272.92	£285.98	£13.06	4.78%	£203.88	£346.00	5
Gym, swim and health suite Sports Centre	£272.52	£309.40	£36.88	13.53%	£20.50	£462.00	6
Gym, swim and fitness classes - Sports Centre	£351.35	£345.88	−£5.48	−1.56%	£300.00	£429.00	8
Gym, swim, health suite and fitness classes - Sports Centre	£373.25	£375.38	£2.13	0.57%	£288.00	£720.00	18

Table 2b: Monthly Direct Debit Membership schemes, changes April 2023 – April 2024

Facility	2023-24				2024		Sample size 2024
	2023 Mean	2024 Mean	Change 2023-2024	% Change 2023-224	Min 2024	Max 2024	
Gym and swim - Sports Centre	£25.81	£27.95	£2.14	8.31%	£16.99	£35.00	9
Gym, swim and health suite Sports Centre	£28.78	£30.43	£1.65	5.72%	£16.99	£44.50	7
Gym, swim and fitness classes - Sports Centre	£30.20	£29.69	−£0.51	−1.68%	£20.50	£39.00	13
Gym, swim, health suite and fitness classes - Sports Centre	£33.35	£33.28	−£0.07	−0.21%	£20.50	£59.99	21

Trends in sports facilities charges 2019-24

This section reviews the benchmark charges between 2019 and 2024.

- Table 3 shows charges for each year
- Table 4 shows the change between each year
- Table 5 shows the percentage changes between each year
- Table 6 shows the changes adjusted for inflation

We use the Retail Price Index (RPI) to account for inflation. We take the RPI from September of each year, as this is the mid-point of the financial year. The RPI grew 2.7% in 2024, this is less than 2023 and is lower than in 2022 at 12.6% and 2021 at 4.9%.

Summary

On average, the 19 benchmark activities increased by 4.6% between 2019-24, compared to an increase in retail prices of 7.3% for the same period.

Historically benchmark activities increased slightly higher than retail prices. But since 2022/23 retail prices have increased at a higher rate, due to overall inflation increases. Benchmark activities have increased year on year but not at the same rate as inflation.

Although the overall charges have increased, when changes are adjusted for inflation for individual benchmark activities shows:

- 18 decreased
- 1 increased

The biggest real terms decrease was for Adult Golf Round Weekends (per person). In 2024 the average price for Adult Gold Round Weekends (per person) is £24.65, this is a £6.87 decrease from the 2019-2020 prices adjusted for inflation. If this price had kept up with inflation from 2020-24 the price would be £31.52. This represents a decrease of 21.8% when adjusted for inflation.

Table 3: Mean Charges for Selected Activities

Facility	User	2019	2021	2022	2023	2024
5-a-side Football (hall hire per hour)	Adult	£43.68	£43.76	£45.33	£47.65	£48.06
	Juvenile	£25.18	£25.16	£25.93	£28.27	£29.37
Badminton (per court per hour)	Adult	£10.10	£10.87	£11.21	£11.80	£11.88
	Juvenile	£6.20	£7.00	£7.18	£7.81	£7.92
Squash (per court per 40 minutes)	Adult	£7.97	£8.62	£8.57	£9.87	£10.38
	Juvenile	£4.66	£5.07	£5.01	£5.93	£6.30
Table tennis (per table per hour)	Adult	£7.29	£7.48	£7.88	£8.87	£8.90
	Juvenile	£4.80	£4.98	£5.12	£5.76	£5.91
Aerobics/keep fit (per session)	Adult	£5.79	£6.05	£6.18	£6.47	£6.73
Bowls Season Ticket (per person)	Adult	£55.03	£62.08	£62.76	£62.89	£64.76
	Senior citizen	£28.36	£30.28	£30.74	£34.61	£37.11
Golf Round Weekends (per person)	Adult	£23.46	£23.02	£22.40	£24.53	£24.65
	Juvenile	£9.62	£9.33	£9.06	£10.50	£10.24
	Senior citizen	£14.97	£15.61	£14.19	£16.00	£17.12
Swimming (per person)	Adult	£4.42	£4.66	£4.69	£5.12	£5.51
	Juvenile	£2.69	£2.80	£2.82	£3.14	£3.36
Swimming Lesson (per person)	Adult	£6.85	£7.17	£7.30	£6.83	£7.49
	Juvenile	£5.22	£5.72	£6.10	£5.82	£5.90
Sauna (per person)	Adult	£5.89	£6.27	£6.28	£6.74	£7.24

Table 4: Increase in mean benchmark charges year on year

Facility	User					Average annual charge change
		2019-2020	2020-21	2022-23	2023-24	
5-a-side Football (hall hire per hour)	Adult	£0.08	£1.57	£2.32	£0.41	£1.10
	Juvenile	-£0.02	£0.77	£2.34	£1.10	£1.05
Badminton (per court per hour)	Adult	£0.77	£0.34	£0.59	£0.08	£0.44
	Juvenile	£0.80	£0.18	£0.63	£0.11	£0.43
Squash (per court per 40 minutes)	Adult	£0.65	-£0.06	£1.30	£0.51	£0.60
	Juvenile	£0.41	-£0.06	£0.92	£0.37	£0.41
Table tennis (per table per hour)	Adult	£0.18	£0.40	£1.00	£0.03	£0.40
	Juvenile	£0.18	£0.14	£0.64	£0.15	£0.28
Aerobics/keep fit (per session)	Adult	£0.26	£0.14	£0.29	£0.26	£0.24
Bowls Season Ticket (per person)	Adult	£7.04	£0.68	£0.13	£1.87	£2.43
	Senior citizen	£1.92	£0.46	£3.87	£2.50	£2.19
Golf Round Weekends (per person)	Adult	-£0.44	-£0.62	£2.13	£0.12	£0.30
	Juvenile	-£0.30	-£0.26	£1.44	-£0.26	£0.15
	Senior citizen	£0.64	-£1.42	£1.81	£1.12	£0.54
Swimming (per person)	Adult	£0.25	£0.02	£0.43	£0.39	£0.27
	Juvenile	£0.12	£0.02	£0.32	£0.21	£0.17
Swimming Lesson (per person)	Adult	£0.32	£0.13	-£0.48	£0.66	£0.16
	Juvenile	£0.49	£0.38	-£0.28	£0.08	£0.17
Sauna (per person)	Adult	£0.37	£0.01	£0.46	£0.50	£0.33

Table 5: Percentage Changes in Mean Year on Year

Facility	User	2019-2020	2021-2022	2022-23	2023-24	Average Annual Charge
5-a-side Football (hall hire per hour)	Adult	0.20%	3.60%	5.10%	0.9%	2.4%
	Juvenile	-0.10%	3.00%	9.00%	3.9%	3.9%
Badminton (per court per hour)	Adult	7.60%	3.10%	5.30%	0.6%	4.2%
	Juvenile	13.00%	2.60%	8.80%	1.4%	6.4%
Squash (per court per 40 minutes)	Adult	8.20%	-0.60%	15.20%	5.2%	7.0%
	Juvenile	8.70%	-1.10%	18.40%	6.2%	8.0%
Table tennis (per table per hour)	Adult	2.50%	5.40%	12.60%	0.4%	5.2%
	Juvenile	3.80%	2.80%	12.60%	2.7%	5.5%
Aerobics/keep fit (per session)	Adult	4.50%	2.20%	4.70%	4.1%	3.9%
Bowls Season Ticket (per person)	Adult	12.80%	1.10%	0.20%	3.0%	4.3%
	Senior citizen	6.80%	1.50%	12.60%	7.2%	7.0%
Golf Round Weekends (per person)	Adult	-1.90%	-2.70%	9.50%	0.5%	1.4%
	Juvenile	-3.10%	-2.80%	15.90%	-2.5%	1.9%
	Senior citizen	4.30%	-9.10%	12.80%	7.0%	3.7%
Swimming (per person)	Adult	5.60%	0.50%	9.10%	7.7%	5.7%
	Juvenile	4.30%	0.80%	11.20%	6.8%	5.8%
Swimming Lesson (per person)	Adult	4.70%	1.80%	-6.50%	9.7%	2.4%
	Juvenile	9.50%	6.70%	-4.60%	1.4%	3.2%
Sauna (per person)	Adult	6.40%	0.20%	7.30%	7.3%	5.3%
Average annual percentage change - survey		5.15%	1.01%	8.37%	3.87%	4.6%
RPI (year on year: Sept - Sept)		4.90%	12.60%	8.90%	2.7%	7.3%

Table 6: Percentage change in mean benchmark charges year on year – adjusted for inflation

Facility	User	2019-20	2020-21	2022-23	2023-24	2019-24
5-a-side Football (hall hire per hour)	Adult	-4.50%	-8.00%	-6.60%	-1.8%	-18.1%
	Juvenile	-4.80%	-8.50%	-3.20%	1.2%	-13.2%
Badminton (per court per hour)	Adult	2.60%	-8.40%	-6.50%	-2.0%	-12.5%
	Juvenile	7.70%	-8.90%	-3.40%	-1.3%	-4.9%
Squash (per court per 40 minutes)	Adult	3.10%	-11.80%	2.30%	2.4%	-3.1%
	Juvenile	3.60%	-12.20%	5.10%	3.4%	0.6%
Table tennis (per table per hour)	Adult	-2.30%	-6.40%	0.00%	-2.3%	-9.1%
	Juvenile	-1.10%	-8.70%	0.00%	0.0%	-8.3%
Aerobics/keep fit (per session)	Adult	-0.40%	-9.20%	-7.00%	1.3%	-13.4%
Bowls Season Ticket (per person)	Adult	7.50%	-10.20%	-11.00%	0.3%	-12.4%
	Senior citizen	1.80%	-9.80%	0.00%	4.4%	-2.6%
Golf Round Weekends (per person)	Adult	-6.40%	-13.60%	-2.70%	-2.1%	-21.8%
	Juvenile	-7.60%	-13.70%	2.90%	-5.0%	-20.8%
	Senior citizen	-0.60%	-19.30%	0.20%	4.2%	-14.9%
Swimming (per person)	Adult	0.70%	-10.70%	-3.10%	4.8%	-7.2%
	Juvenile	-0.60%	-10.50%	-1.20%	4.0%	-7.2%
Swimming Lesson (per person)	Adult	-0.20%	-9.60%	-17.00%	6.8%	-18.6%
	Juvenile	4.40%	-5.20%	-15.30%	-1.3%	-15.9%
Sauna (per person)	Adult	1.40%	-11.00%	-4.70%	4.5%	-8.6%

Concessionary charging and passport access schemes

Local authorities have used concessionary schemes and charging for many years, this year 27 out of 32 local authorities provided data on concession charges and schemes with 17 (63%) having a scheme in place for more than ten years. We collect information on three types:

- **Concession charges:** This approach is targeted at financially or socially disadvantaged groups. It involves free or reduced charges. Of the 27 local authorities who responded, 24 (88%) offer this type of scheme. This is an increase from 22 in 2023 and returns to 2022 levels.
- **Concession card scheme:** This approach involves giving concession cards to financially or socially disadvantaged groups. The card gives them free or reduced charges. 9 (33%) of the responding local authority areas use this scheme. This has maintained at the same level as 2023 but overall is a reduction from 13 in 2022.
- **Passport access scheme:** This scheme makes concession cards, for which a charge is levied, available to general users. 8 (29%) of the responding local authorities use this scheme. This is a reduction from 11 in 2022 and 9 in 2023.

Table 7 shows which groups are eligible for at least one scheme at either free of charge, reduced charge or off-peak hours only in the 27 responding local authorities. Table 8 shows the discount offered for each group:

Table 7: Eligibility of Different User Groups

User group	Number	% of respondents
Unemployed (including those on Job Seekers Allowance)	26	96%
Over 60s	18	66%
People with disabilities (including those on disability living allowance)	25	92%
Students	21	77%
Under 18s/under 16s	26	96%
Adults	6	22%
Families	3	11%
Single parents	5	18%
People on income support replaced by (Universal Credit by end of 2024)	24	88%
People on Employment Support Allowance/incapacity benefit	25	92%
People receiving working tax credit	20	74%
People receiving carers allowance	21	77%
People receiving war disablement pension/(WPS)	16	59%
Armed Forces	7	25%
Elite/top-level performers	21	77%
Asylum seekers/refugees	14	51%
Care experienced*	18	66%
Total Respondents	27	

*Care experienced - The term 'Care Experienced' refers to anyone who is currently in care or has been for any length of time regardless of their age. This care may have been provided in one of many different settings such as in residential care, foster care, kinship care or looked after at home with a supervision requirement.

Table 8: Discounts and Restrictions for Each User Group

	Free percentages	Reduced percentage	Off-Peak Hours Only Percentages
Unemployed (including those on Job Seekers Allowance)	-	85%	85%
Over 60s	-	66%	66%
People with disabilities (including those on disability living allowance)	11%	77%	77%
Students	-	74%	74%
Under 18s/under 16s	3%	88%	88%
Adults	-	18%	18%
Families	-	11%	11%
Single parents	-	81%	81%
People on income support replaced by (Universal Credit by end of 2024)	-	85%	85%
People on Employment Support Allowance/incapacity benefit	-	66%	66%
People receiving working tax credit	-	70%	70%
People receiving carers allowance	3%	51%	51%
People receiving war disablement pension/(WPS)	3%	22%	22%
Armed Forces	3%	18%	18%
Elite/top-level performers	59%	18%	18%
Asylum seekers/refugees	18%	29%	29%
Care experienced*	22%	40%	40%
Unemployed (including those on Job Seekers Allowance)	-	85%	85%
Over 60s	-	66%	66%
People with disabilities (including those on disability living allowance)	11%	77%	77%
Students	-	74%	74%
Under 18s/under 16s	3%	88%	88%

Adults	-	18%	18%
Families	-	11%	11%

15 local authorities reported that they made their schemes available to people from other local authorities. This is an increase from 14 in 2022 but a decrease from 16 in 2023.

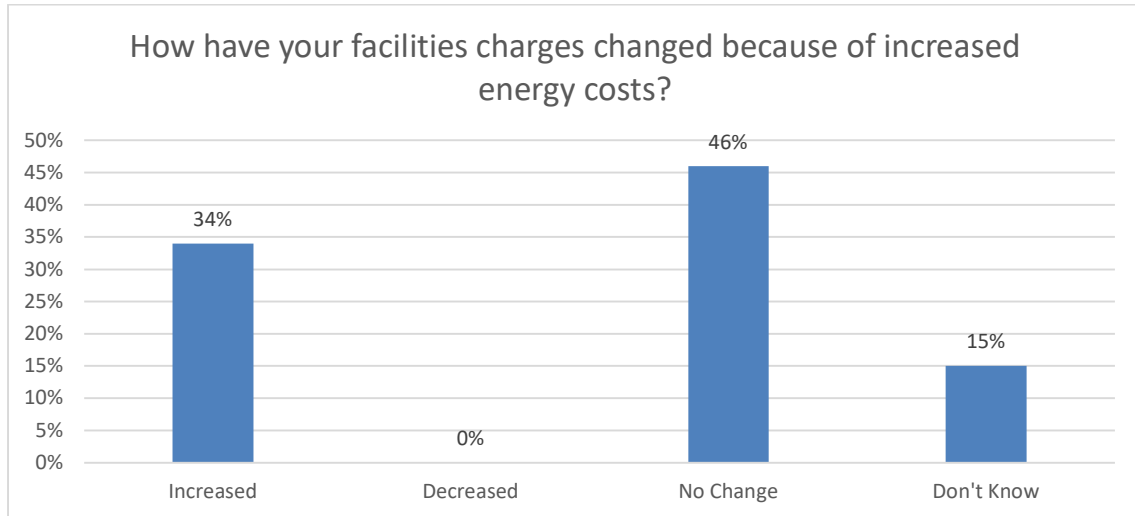
Local authorities and leisure trusts also offer concessionary schemes for specific activities. For example, 4 local authorities reported that they offered free swimming for school age children in the school holidays. This is a decrease from 12 in 2023 and 10 in 2022.

13 local authorities also include free or reduced charges/schemes for specific targeted groups, this is a decrease from 16 in 2023. Targeted groups include but not limited to:

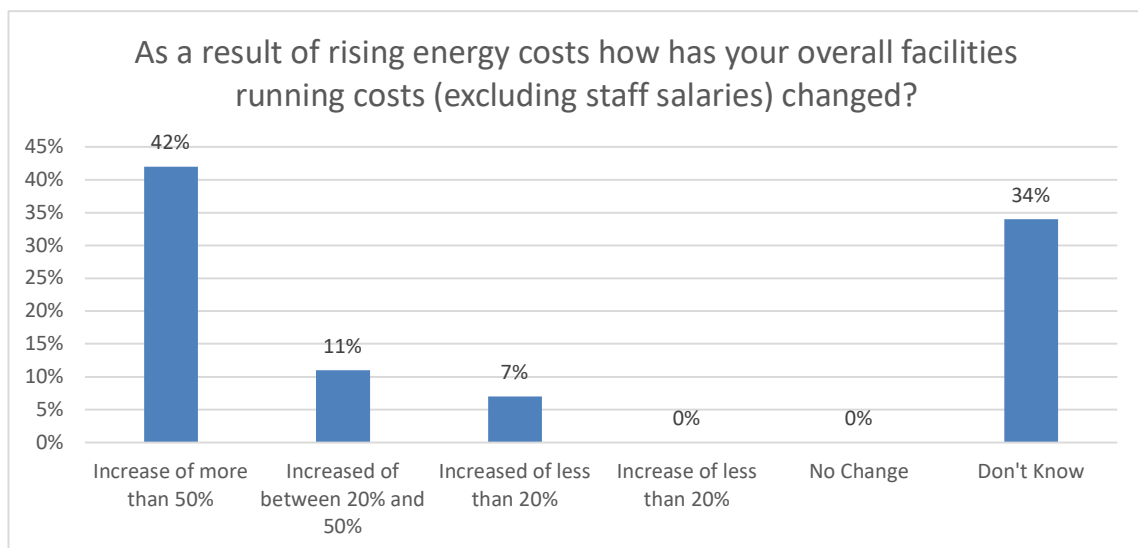
- Inactive people
- Care experienced young people
- NHS and Council staff
- Young carers/carers
- People on a low income
- People who take part via a health referral scheme.
- Older people (65+)

Impact of increased energy costs on facilities charges

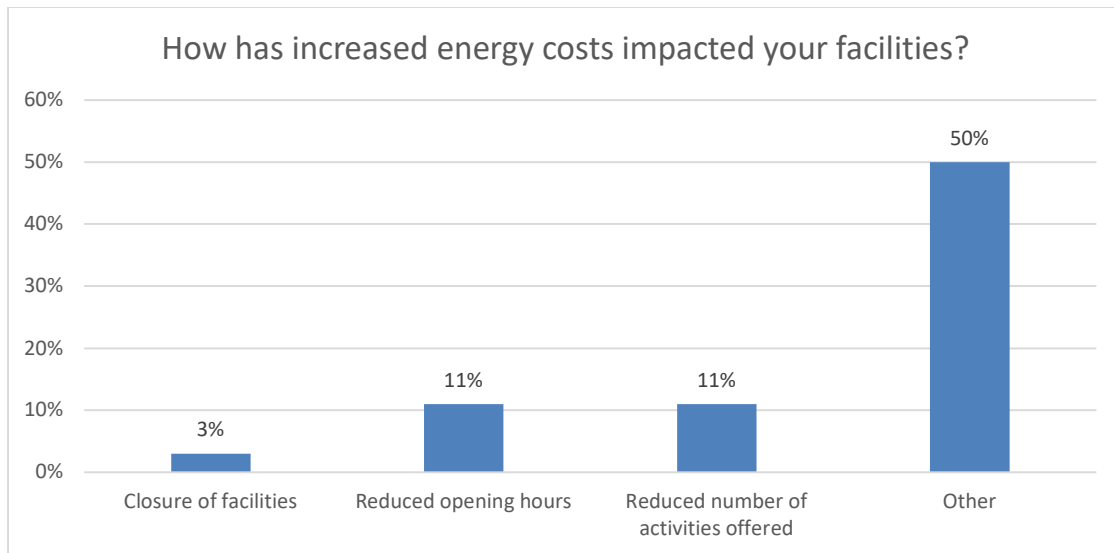
This year we asked respondents to provide information relating to the impact of increased energy costs on facilities charges. Of the 26 local authorities who responded, 9 (34%) advised that they have increased their facilities charges because increase energy costs, this is a decrease from 13 in 2023. 12 (46%) stated there was no change, this is a decrease from 11 in 2023. 4 (15%) reported they do not know, while 0 reported a decrease.



As a result of rising energy costs 11 (42%) local authorities reported an increase of more than 50% in facilities running costs (excluding staff salaries), this is an increase from 3 in 2023. 3 local authorities reported an increase between 20 and 50%, this is a decrease from 7 in 2023. 2 reported an increase of less than 20%; the remaining 9 local authorities reported they do not know. 1 local authority chose not to answer this question.



18 out of 26 local authorities reported the impacts of rising energy costs on their facilities, the below table explores the effect of rising energy costs on their facilities:



- 1 (3%) said closure of facilities
- 3 (11%) reported reduced opening hours
- 3 (11%) reported a reduction in number of activities offered
- 13 (50%) reported the impact of rising energy costs would impact their facilities in other ways such as:
 - 6 (22%) stating it has had no impact or change
 - 2 (7%) stated absorption of the additional financial pressure
 - 1 (3%) stated additional activity costs increases

Impact of rising costs

Additional impact of rising costs was discussed by local authorities – these additional costs can be broken down into groups:

- Procurement/suppliers
- Staff costs
- Repairs/maintenance

These additional costs, including energy costs have created innovative solutions, these can be seen below:

- Energy efficient technologies – solar panels, preventative maintenance, carbon intensive technologies

Appendices

Appendices 1-5 provide more detail for each activity/facility. The maximum sample size possible in each area of activity is 31, West Dunbartonshire Council did not provide data.

- 1** Charges for indoor activities 2024
- 2a** Charges for grass pitches per game 2024
- 2b** Charges for grass pitches per hour 2024
- 2c** Charges for outdoor activities 2024
- 3** Charges for swimming 2024
- 4** Charges for membership schemes 2024 by local authority area
- 5** Charges for individual activities 2024 by local authority area

Appendix 1 – Charges for indoor activities 2024

Facility	User	Sample Size No.	Min £	Mean £	Max £
Large Sports Hall - Peak (per hour)	Adult	16	£34.00	£88.28	£180.20
	Juvenile	14	£36.00	£60.00	£135.30
	Senior Citizen	11	£36.00	£69.12	£135.30
	Unemployed	10	£36.00	£74.71	£135.30
Large Sports Hall - Off-Peak (per hour)	Adult	5	£45.64	£85.80	£114.00
	Juvenile	4	£36.00	£57.54	£80.25
	Senior Citizen	3	£45.50	£73.43	£106.38
	Unemployed	3	£45.50	£88.63	£114.00
Medium Sports Hall - Peak (per hour)	Adult	29	£38.40	£51.01	£86.63
	Juvenile	26	£20.83	£33.96	£49.00
	Senior Citizen	22	£20.83	£38.79	£61.00
	Unemployed	18	£17.53	£40.81	£61.00
Medium Sports Hall - Off-Peak (per hour)	Adult	12	£26.08	£56.70	£115.00
	Juvenile	12	£23.00	£38.50	£80.60
	Senior Citizen	9	£23.00	£45.24	£115.00
	Unemployed	9	£17.53	£45.57	£115.00
Small Sports Hall - Peak (per hour)	Adult	26	£11.00	£22.11	£38.50
	Juvenile	24	£5.50	£14.61	£38.40
	Senior Citizen	20	£7.00	£15.95	£30.00
	Unemployed	17	£7.00	£16.35	£30.00
Small Sports Hall - Off-Peak (per hour)	Adult	12	£7.00	£18.08	£27.00
	Juvenile	10	£5.50	£13.75	£24.50
	Senior Citizen	8	£8.25	£15.18	£25.50
	Unemployed	8	£7.50	£15.61	£25.75

Five-a-side Football Hall (per hour)	Adult	24	£14.00	£48.06	£75.00
	Juvenile	21	£14.00	£29.37	£42.00
	Unemployed	13	£14.00	£31.56	£57.50
Basketball Hall (per hour)	Adult	27	£12.95	£48.35	£81.50
	Juvenile	24	£10.35	£31.68	£61.50
	Unemployed	16	£10.35	£31.93	£54.00
Volleyball Hall (per hour)	Adult	24	£12.95	£45.33	£75.00
	Juvenile	22	£10.35	£29.59	£50.00
	Unemployed	16	£10.35	£31.93	£54.00
Hockey Hall (per hour)	Adult	22	£12.95	£48.66	£130.00
	Juvenile	20	£10.35	£33.66	£97.50
	Unemployed	15	£10.35	£32.89	£54.00
Gymnastics Hall (per hour)	Adult	17	£12.95	£54.87	£130.00
	Juvenile	18	£6.00	£35.53	£97.50
	Unemployed	13	£4.20	£33.32	£100.00
Martial Arts Hall (per hour)	Adult	20	£11.00	£43.82	£130.00
	Juvenile	20	£5.50	£28.75	£97.50
	Unemployed	15	£8.25	£25.23	£45.00
Trampoline Session (per person)	Adult	7	£4.20	£23.25	£75.00
	Juvenile	8	£3.00	£12.68	£37.50
	Unemployed	5	£0.50	£14.48	£37.50
Badminton Court (per court per hour)	Adult	31	£4.80	£11.88	£19.20
	Juvenile	31	£2.50	£7.92	£14.00
	Senior Citizen	24	£2.50	£9.02	£14.00
	Unemployed	19	£2.50	£8.08	£14.00

Squash Court (per court per 40 minutes)	Adult	20	£4.80	£10.38	£19.20
	Juvenile	20	£2.50	£6.30	£11.00
	Unemployed	15	£1.00	£5.61	£11.00
Table Tennis (per table per hour)	Adult	26	£3.40	£8.90	£19.20
	Juvenile	26	£2.45	£5.91	£13.00
	Unemployed	17	£2.50	£5.71	£11.20
Weights Room (per person)	Adult	18	£5.30	£7.31	£10.00
	Juvenile	18	£3.00	£4.72	£7.80
	Unemployed	15	£0.50	£3.81	£10.00
Multigym/Hi-tech Fitness (per person per session)	Adult	28	£3.85	£7.25	£9.99
	Juvenile	26	£2.55	£4.33	£6.70
	Senior Citizen	23	£2.55	£5.26	£8.60
	Unemployed	19	£0.50	£3.75	£6.75
Keep-fit Session (per person per session)	Adult	32	£5.00	£6.73	£9.99
	Juvenile	26	£2.95	£4.50	£6.55
	Senior Citizen	27	£2.95	£5.11	£8.00
	Unemployed	22	£0.50	£3.80	£6.75
Zumba Session (per person per session)	Adult	26	£5.00	£6.79	£9.99
	Juvenile	21	£2.95	£4.57	£6.55
	Senior Citizen	20	£2.95	£5.10	£8.00
	Unemployed	17	£0.50	£3.52	£6.75
Yoga Session (per person per session)	Adult	27	£3.60	£6.96	£9.99
	Juvenile	22	£2.95	£4.64	£7.00
	Senior Citizen	22	£2.95	£5.40	£9.00
	Unemployed	19	£0.50	£3.94	£9.00

Personal training (per person, per hour)	Adult	8	£24.99	£33.16	£40.00
	Juvenile	4	£27.50	£34.73	£40.00
	Senior Citizen	4	£24.99	£30.97	£39.40
	Unemployed	4	£24.99	£32.97	£40.00
Sport coaching session (per hour)	Adult	8	£5.50	£9.01	£26.60
	Juvenile	12	£3.60	£6.59	£26.60
	Senior Citizen	8	£3.60	£7.33	£26.60
	Unemployed	7	£0.50	£3.06	£4.30
Indoor Bowling (per person per session)	Adult	3	£4.80	£7.18	£11.75
	Juvenile	3	£2.50	£3.82	£5.95
	Senior Citizen	3	£2.50	£4.15	£5.95
	Unemployed	2	£1.00	£1.75	£2.50
Carpet Bowls Session (per person)	Adult	5	£3.40	£6.88	£11.75
	Juvenile	4	£2.50	£4.58	£7.00
	Senior Citizen	4	£2.50	£4.58	£7.00
	Unemployed	4	£1.00	£3.34	£7.00
Indoor Cricket Nets (per session)	Adult	2	£56.00	£65.50	£75.00
	Juvenile	2	£36.00	£36.75	£37.50
	Senior Citizen	2	£36.00	£49.88	£63.75
	Unemployed	2	£36.00	£36.75	£37.50
Public Ice Skating (per person per session)	Adult	9	£6.20	£7.73	£9.00
	Juvenile	9	£4.40	£5.87	£7.00
	Unemployed	6	£3.60	£5.08	£7.00
Figure skating (per person per session)	Adult	3	£7.30	£8.27	£9.00
	Juvenile	3	£4.40	£4.80	£5.00
	Unemployed	3	£2.20	£3.98	£5.50
Skate Hire	Adult	9	£2.00	£2.72	£4.00

(per person per session)	Juvenile	8	£1.00	£2.65	£4.00
	Unemployed	5	£1.00	£2.26	£3.55
Curling (per 2-hour session, per person)	Adult	5	£6.25	£12.42	£17.05
	Juvenile	5	£4.40	£7.97	£13.75
	Unemployed	3	£8.00	£10.43	£12.50
Climbing Walls (per person per session)	Adult	12	£6.00	£9.76	£15.00
	Juvenile	12	£3.10	£6.64	£13.40
	Unemployed	8	£1.00	£4.16	£7.00
Ice Hockey/Skating club (per session)	Adult	5	£106.60	£152.32	£190.00
	Juvenile	2	£160.00	£170.00	£180.00
	Unemployed	2	£160.00	£170.00	£180.00
Concession Card/Passport to Leisure (per person)	Adult	2	£2.00	£11.00	£20.00
	Juvenile	1	£2.00	£2.00	£2.00
	Unemployed	2	£2.00	£10.00	£18.00
Joining/administration fee	Adult	5	£17.50	£23.88	£31.90
	Juvenile	4	£11.30	£14.45	£20.00
	Senior Citizen	4	£11.30	£15.70	£20.00
	Unemployed	3	£11.30	£14.27	£17.50
Supervised Creche Session	Juvenile	4	£4.00	£5.13	£8.00
Children's soft play	Unemployed	11	£2.85	£5.00	£8.50

Appendix 2a - Charges for grass pitches per game 2024

Facility	User	Sample Size No.	Min £	Mean £	Max £
Grass Football Pitch (Sat pm) (per pitch per game)	Adult	24	£17.10	£62.02	£175.00
	Juvenile	25	£10.20	£32.99	£108.50
	Unemployed	13	£15.01	£45.84	£83.25
Grass Football Pitch - plus changing (Sat pm) (per pitch per game)	Adult	20	£15.00	£61.30	£115.00
	Juvenile	20	£10.00	£32.86	£57.50
	Unemployed	14	£10.00	£48.27	£75.20
Grass Rugby Pitch - plus changing (Sat pm) (per pitch per game)	Adult	19	£15.00	£58.19	£134.40
	Juvenile	19	£10.00	£30.54	£67.00
	Unemployed	13	£10.00	£38.32	£75.20
Grass Shinty Pitch - plus changing (Sat pm) (per pitch per game)	Adult	7	£23.70	£51.91	£75.20
	Juvenile	7	£13.40	£26.11	£45.10
	Unemployed	5	£24.00	£42.84	£75.20
Grass Cricket Pitch - plus changing (Sat pm) (per pitch per game)	Adult	9	£23.70	£64.98	£134.00
	Juvenile	9	£13.40	£46.68	£134.00
	Unemployed	5	£15.01	£45.24	£75.20
Other Pitch Sports - plus changing (Sat pm) (per pitch per game)	Adult	6	£46.00	£90.32	£250.00
	Juvenile	6	£23.00	£67.06	£250.00
	Unemployed	6	£23.00	£72.08	£250.00
Changing Facilities for Pitch Sports (Sat pm)	Adult	9	£11.00	£24.89	£40.00
	Juvenile	9	£6.50	£17.44	£40.00
	Unemployed	7	£10.01	£21.52	£40.00
Floodlighting for Grass Pitch (Sat pm) (per pitch per game)	Adult	2	£12.52	£14.51	£16.50
	Juvenile	2	£8.16	£12.33	£16.50
	Unemployed	1	£4.99	£4.99	£4.99

Appendix 2b - Charges for grass pitches per hour 2024

Facility	User	Sample Size No.	Min £	Mean £	Max £
Grass Football Pitch (Sat pm) (per pitch per hour)	Adult	15	£11.40	£45.07	£109.45
	Juvenile	14	£6.80	£24.79	£55.00
	Unemployed	10	£11.50	£35.52	£55.00
Grass Football Pitch - plus changing (Sat pm) (per pitch per hour)	Adult	11	£22.40	£121.45	£840.00
	Juvenile	11	£13.30	£74.71	£550.00
	Unemployed	9	£23.00	£128.08	£840.00
Grass Rugby Pitch - plus changing (Sat pm) (per pitch per hour)	Adult	12	£11.40	£38.77	£66.00
	Juvenile	11	£6.80	£21.25	£33.00
	Unemployed	10	£11.50	£33.32	£55.00
Grass Shinty Pitch - plus changing (Sat pm) (per pitch per hour)	Adult	3	£11.40	£34.87	£60.50
	Juvenile	3	£6.80	£18.88	£30.25
	Unemployed	2	£30.25	£31.48	£32.70
Grass Cricket Pitch - plus changing (Sat pm) (per pitch per hour)	Adult	6	£11.40	£ 28.77	£42.00
	Juvenile	6	£6.80	£15.93	£21.00
	Unemployed	3	£11.66	£24.02	£32.70
Other Pitch Sports - plus changing (Sat pm) (per pitch per hour)	Adult	4	£27.70	£43.10	£66.00
	Juvenile	4	£13.85	£22.36	£33.00
	Unemployed	4	£23.00	£29.10	£33.00
Changing Facilities for Pitch Sports (Sat pm)	Adult	8	£8.80	£22.89	£40.00
	Juvenile	8	£5.20	£18.78	£40.00
	Unemployed	5	£11.50	£22.62	£40.00
Floodlighting for Grass Pitch (Sat pm) (per pitch per hour)	Adult	3	£11.00	£34.05	£58.85
	Juvenile	3	£11.00	£24.15	£32.30
	Unemployed	1	£29.15	£29.15	£29.15

Appendix 2c - Charges for outdoor activities 2024

Facility	User	Sample Size	Min	Mean	Max
Synthetic Grass Pitch, 3G (Sat pm) (per pitch per hour)	Adult	26	£39.50	£74.71	£ 123.60
	Juvenile	26	£ 19.90	£ 45.51	£ 82.50
	Unemployed	13	£ 22.44	£ 53.19	£ 85.00
Synthetic Grass Pitch, sand based (Sat pm) (per pitch per hour)	Adult	13	£ 20.00	£ 68.66	£ 111.00
	Juvenile	13	£ 9.80	£ 40.75	£ 56.00
	Unemployed	8	£ 9.80	£ 44.45	£ 73.33
Synthetic Grass Pitch, water based (Sat pm) (per pitch per hour)	Adult	4	£ 64.40	£ 77.96	£ 109.45
	Juvenile	4	£ 33.00	£ 44.65	£ 55.00
	Unemployed	2	£ 33.00	£ 44.00	£ 55.00
Synthetic Grass Pitch, 3G including changing (Sat pm) (per pitch per hour)	Adult	22	£ 39.50	£ 68.92	£ 114.00
	Juvenile	22	£ 26.00	£ 43.25	£ 72.00
	Unemployed	11	£ 22.44	£ 51.14	£ 85.00
Synthetic Grass Pitch, sand based including changing (Sat pm) (per pitch per hour)	Adult	11	£ 41.40	£ 67.02	£ 114.00
	Juvenile	11	£ 21.30	£ 40.95	£ 72.00
	Unemployed	6	£ 21.30	£ 43.92	£ 72.00
Synthetic Grass Pitch, water based including changing (Sat pm) (per pitch per hour)	Adult	3	£ 66.00	£ 70.40	£ 73.20
	Juvenile	3	£ 33.00	£ 42.90	£ 52.00
	Unemployed	1	£ 33.00	£ 33.00	£ 33.00
Synthetic 60x40 Pitch, 3G (Sat pm) (per pitch per hour)	Adult	8	£ 28.10	£ 46.84	£ 77.00
	Juvenile	8	£ 18.00	£ 28.42	£ 46.30
	Unemployed	5	£ 11.22	£ 26.50	£ 41.80
Synthetic 60x40 Pitch, sand based (Sat pm) (per pitch per hour)	Adult	3	£ 16.00	£ 40.37	£ 77.00
	Juvenile	3	£ 8.00	£ 21.60	£ 38.50
	Unemployed	3	£ 8.00	£ 19.24	£ 38.50
Synthetic 5-a-side Pitch, 3G (Sat pm) (per pitch per hour)	Adult	15	£ 18.75	£ 37.14	£ 55.00
	Juvenile	15	£ 11.50	£ 23.14	£ 35.00
	Unemployed	9	£ 7.48	£ 27.36	£ 50.00
Synthetic 5-a-side Pitch, sand based (Sat pm) (per pitch per hour)	Adult	4	£ 14.00	£ 27.29	£ 55.00
	Juvenile	4	£ 7.00	£ 14.93	£ 27.50
	Unemployed	3	£ 7.00	£ 13.99	£ 27.50
Synthetic 1/3 full pitch, 3G (Sat pm) (per hour)	Adult	18	£ 18.75	£ 42.26	£ 77.00
	Juvenile	19	£ 5.65	£ 24.91	£ 46.30

	Unemployed	10	£ 3.95	£ 28.35	£ 75.00
Synthetic 1/3 full pitch, sand based (Sat pm) (per hour)	Adult	8	£ 3.95	£ 31.83	£ 77.00
	Juvenile	8	£ 7.10	£ 19.48	£ 38.50
	Unemployed	5	£ 5.00	£ 17.20	£ 38.50
Synthetic 1/3 full pitch, water based (Sat pm) (per hour)	Adult	2	£ 4.40	£ 4.88	£ 5.35
	Juvenile	2	£ 2.70	£ 64.65	£ 126.60
	Unemployed	0	£ -	£ -	£ -
Synthetic hockey pitch, 3G (Sat pm) (per pitch per hour)	Adult	7	£ 47.00	£ 65.34	£ 87.50
	Juvenile	7	£ 23.50	£ 42.62	£ 55.00
	Unemployed	5	£ 22.44	£ 41.48	£ 66.00
Synthetic hockey pitch, sand based (Sat pm) (per pitch per hour)	Adult	11	£ 20.00	£ 56.68	£ 87.50
	Juvenile	10	£ 10.00	£ 38.30	£ 54.50
	Unemployed	6	£ 10.00	£ 42.13	£ 73.33
Synthetic hockey pitch, water based (Sat pm) (per pitch per hour)	Adult	7	£ 50.00	£ 65.84	£ 90.40
	Juvenile	7	£ 29.05	£ 41.05	£ 52.00
	Unemployed	3	£ 22.00	£ 43.33	£ 66.00
9-hole par 3 golf round (weekday) (per person)	Adult	8	£ 5.75	£ 12.66	£ 21.50
	Juvenile	8	£ 2.50	£ 6.27	£ 11.00
	Senior Citizen	7	£ 5.00	£ 10.03	£ 14.00
	Unemployed	5	£ 3.75	£ 6.83	£ 11.00
Pitch 'n' putt/Par 3 golf (per 9 holes per person)	Adult	3	£ 4.70	£ 8.40	£ 11.50
	Juvenile	2	£ 2.90	£ 4.45	£ 6.00
	Senior Citizen	2	£ 2.90	£ 4.45	£ 6.00
	Unemployed	1	£ 3.00	£ 3.00	£ 3.00
Putting Round (per person)	Adult	5	£ 1.70	£ 2.96	£ 4.00
	Juvenile	5	£ 1.15	£ 1.93	£ 3.00
	Senior Citizen	5	£ 1.15	£ 2.13	£ 3.00
	Unemployed	4	£ 1.15	£ 2.31	£ 3.00
Golf Driving Range (per bucket of balls)	Adult	4	£ 2.50	£ 5.90	£ 7.60
	Juvenile	3	£ 4.00	£ 5.97	£ 7.00
	Senior Citizen	2	£ 6.90	£ 6.95	£ 7.00
	Unemployed	2	£ 6.90	£ 6.95	£ 7.00
Trampolining (per person)	Adult	1	£ 5.70	£ 5.70	£ 5.70

	Juvenile	1	£ 4.10	£ 4.10	£ 4.10
Dry Ski Slope Session (per person)	Adult	4	£ 6.45	£ 13.99	£ 19.50
	Juvenile	4	£ 4.20	£ 10.93	£ 15.00
Fishing Permit (from bank) (per person per day)	Adult	1	£ 8.00	£ 8.00	£ 8.00
	Juvenile	1	£ 4.00	£ 4.00	£ 4.00
	Senior Citizen	1	£ 4.00	£ 4.00	£ 4.00
	Unemployed	0	£ -	£ -	£ -
Floodlighting for Synthetic Pitch (per pitch per hour)	Adult	4	£ 7.15	£ 10.12	£ 12.52
	Juvenile	4	£ 4.95	£ 8.48	£ 11.00
	Unemployed	3	£ 4.95	£ 6.58	£ 9.80
Tennis Court (per court per hour)	Adult	13	£ 5.00	£ 13.95	£ 48.95
	Juvenile	13	£ 3.00	£ 8.75	£ 30.25
	Senior Citizen	11	£ 3.00	£ 11.32	£ 30.25
	Unemployed	9	£ 3.00	£ 10.09	£ 30.25
Tennis Season Ticket (per person)	Adult	4	£ 50.90	£ 84.70	£ 105.00
	Juvenile	4	£ 27.90	£ 41.84	£ 48.00
	Senior Citizen	3	£ 27.90	£ 59.95	£ 105.00
	Unemployed	2	£ 27.90	£ 66.45	£ 105.00
Bowls Session (per person)	Adult	5	£ 1.95	£ 5.39	£ 8.40
	Juvenile	5	£ 1.10	£ 2.86	£ 4.25
	Senior Citizen	4	£ 2.00	£ 4.03	£ 7.15
	Unemployed	2	£ 2.00	£ 2.85	£ 3.70
Bowls Season Ticket (per person)	Adult	4	£ 40.00	£ 64.76	£ 82.50
	Juvenile	4	£ 30.00	£ 37.11	£ 49.50
	Senior Citizen	4	£ 30.00	£ 37.11	£ 49.50
	Unemployed	2	£ 32.70	£ 36.35	£ 40.00
18-Hole Golf Round (weekend) (per person)	Adult	14	£ 6.00	£ 24.65	£ 40.00
	Juvenile	14	£ 4.20	£ 10.24	£ 19.00
	Senior Citizen	13	£ 4.20	£ 17.12	£ 29.00
	Unemployed	9	£ 4.20	£ 17.13	£ 35.00
18-Hole Golf Round (weekday) (per person)	Adult	10	£ 9.50	£ 21.75	£ 36.00
	Juvenile	10	£ 4.50	£ 9.42	£ 19.00

	Senior Citizen	8	£ 5.00	£ 18.32	£ 26.80
	Unemployed	6	£ 5.00	£ 13.51	£ 24.00
Golf Season Ticket (per person)	Adult	12	£ 240.00	£ 384.63	£ 588.50
	Juvenile	12	£ 35.00	£ 82.66	£ 179.88
	Senior Citizen	11	£ 150.00	£ 282.50	£ 449.50
	Unemployed	8	£ 150.00	£ 240.65	£ 309.00
9-hole par 3 golf round (weekend) (per person)	Adult	8	£ 8.50	£ 14.76	£ 23.60
	Juvenile	8	£ 4.50	£ 6.63	£ 11.00
	Senior Citizen	7	£ 5.00	£ 11.11	£ 15.60
	Unemployed	5	£ 5.00	£ 7.84	£ 11.00
Fishing Permit (from boat) (per person per day)	Adult	1	£ 38.00	£ 38.00	£ 38.00
	Juvenile	1	£ 26.60	£ 26.60	£ 26.60
	Senior Citizen	1	£ 38.00	£ 38.00	£ 38.00
	Unemployed	1	£ 38.00	£ 38.00	£ 38.00
Fishing - Annual Ticket (per person)	Adult	3	£ 30.00	£ 44.33	£ 65.00
	Juvenile	3	£ 26.60	£ 29.70	£ 32.50
	Senior Citizen	3	£ 30.00	£ 33.50	£ 38.00
	Unemployed	2	£ 30.00	£ 34.00	£ 38.00
Equestrian Centres (per person per session)	Adult	0	£ -	£ -	£ -
	Juvenile	0	£ -	£ -	£ -
Windsurfing (per person per session)	Adult	2	£ 12.90	£ 18.95	£ 25.00
	Juvenile	2	£ 6.45	£ 15.73	£ 25.00
Canoeing (per person per session)	Adult	2	£ 12.95	£ 16.48	£ 20.00
	Juvenile	2	£ 6.50	£ 13.25	£ 20.00
	Unemployed	1	£ 20.00	£ 20.00	£ 20.00
Sailing (per person per session)	Adult	2	£ 14.80	£ 17.40	£ 20.00
	Juvenile	2	£ 7.40	£ 13.70	£ 20.00
Boating Session (per person)	Adult	2	£ 6.50	£ 27.50	£ 48.50
	Juvenile	2	£ 6.50	£ 15.50	£ 24.50
	Senior Citizen	2	£ 6.50	£ 15.50	£ 24.50
	Unemployed	1	£ 24.50	£ 24.50	£ 24.50
	Adult	3	£ 4.20	£ 4.67	£ 5.00

Athletics track – grass (per person per session)	Juvenile	3	£ 2.50	£ 3.00	£ 3.50
	Unemployed	2	£ 2.40	£ 2.45	£ 2.50
Athletics track – grass (per group per session)	Adult	5	£ 14.60	£ 30.49	£ 48.00
	Juvenile	5	£ 10.00	£ 20.57	£ 30.50
	Unemployed	3	£ 12.52	£ 18.17	£ 24.00
Separate changing facilities for athletics track - grass	Adult	2	£ 8.20	£ 17.10	£ 26.00
	Juvenile	2	£ 4.80	£ 10.40	£ 16.00
	Unemployed	1	£ 16.00	£ 16.00	£ 16.00
Athletics track – blaize (per person per session)	Adult	4	£ 1.55	£ 3.83	£ 6.75
	Juvenile	3	£ 1.10	£ 2.87	£ 4.00
	Unemployed	0	£ -	£ -	£ -
Athletics track – blaize (per group per session)	Adult	1	£ 30.00	£ 30.00	£ 30.00
	Juvenile	1	£ 24.00	£ 24.00	£ 24.00
	Unemployed	0	£ -	£ -	£ -
Separate changing facilities for athletics track - blaize	Adult	2	£ 3.85	£ 14.93	£ 26.00
	Juvenile	2	£ 2.40	£ 9.20	£ 16.00
	Unemployed	2	£ 2.40	£ 9.20	£ 16.00
Athletics track – synthetic (per person per session)	Adult	16	£ 2.50	£ 7.54	£ 55.00
	Juvenile	15	£ 1.32	£ 4.42	£ 27.50
	Unemployed	12	£ 1.00	£ 5.21	£ 27.50
Athletics track – synthetic (per group per session)	Adult	10	£ 31.00	£ 45.15	£ 79.70
	Juvenile	8	£ 24.00	£ 39.66	£ 79.70
	Unemployed	6	£ 24.00	£ 42.73	£ 79.70
Separate changing facilities for athletics track - synthetic	Adult	6	£ 2.00	£ 12.96	£ 26.00
	Juvenile	5	£ 4.80	£ 11.37	£ 16.00
	Unemployed	4	£ 6.05	£ 13.01	£ 16.00

Appendix 3 - Charges for swimming activities 2024

* For swimming charges, we recognise there have been some key changes and variations to the swimming offer that impact associated charges at a local authority level. Please treat the results with caution. We will review the swimming charges definitions over the next year. We are working with Scottish Swimming to ensure we provide the most useful and comparable charges.

Facility	User	Sample Size	Min	Mean	Max
Swimming Session (per person per hour) Conventional Pool	Adult	25	£3.30	£5.51	£8.00
	Juvenile	26	£2.00	£3.36	£5.90
	Senior Citizen	23	£1.00	£3.75	£6.10
	Unemployed	19	£0.50	£2.97	£5.90
Swimming Session (per person per hour) Leisure Pool	Adult	17	£4.00	£5.88	£9.60
	Juvenile	17	£2.00	£3.72	£5.90
	Senior Citizen	15	£1.00	£4.04	£6.10
	Unemployed	12	£0.50	£3.26	£5.90
Swimming Lesson (per person) Conventional Pool	Adult	18	£3.00	£7.49	£12.50
	Juvenile	17	£1.50	£5.90	£7.50
	Senior Citizen	15	£1.50	£5.84	£8.20
	Unemployed	11	£0.50	£4.01	£7.70
Swimming Lesson (per person per hour) Leisure Pool	Adult	14	£1.70	£7.49	£15.00
	Juvenile	13	£1.20	£6.53	£15.00
	Senior Citizen	12	£1.20	£6.46	£15.00
	Unemployed	11	£1.20	£5.91	£15.00
Water Aerobics (per session) Conventional Pool	Adult	25	£5.00	£6.86	£9.99
	Juvenile	19	£0.00	£4.25	£6.70
	Senior Citizen	23	£3.10	£4.94	£7.75
	Unemployed	19	£0.50	£3.90	£6.70
Water Aerobics (per session) Leisure Pool	Adult	18	£5.50	£6.81	£8.50
	Juvenile	14	£3.10	£4.69	£6.70
	Senior Citizen	16	£3.10	£4.89	£6.95
	Unemployed	14	£2.91	£4.60	£6.75
Swimming Pool Hire Exclusive Use (per session) Conventional Pool	Adult	20	£31.25	£102.64	£175.00
	Juvenile	19	£31.25	£93.73	£175.00
	Senior Citizen	16	£48.00	£99.60	£175.00

	Unemployed	12	£48.00	£89.22	£130.00
Charge per lane per hour for swimming clubs Conventional Pool	Adult	21	£6.00	£14.91	£22.00
	Juvenile	19	£4.40	£12.53	£20.00
	Senior Citizen	16	£4.40	£13.57	£20.00
	Unemployed	14	£4.40	£13.18	£20.00
Swimming (per person per 10 tickets) Conventional Pool	Adult	3	£48.00	£51.13	£55.00
	Juvenile	3	£25.00	£30.40	£35.20
	Senior Citizen	3	£25.00	£30.40	£35.20
	Unemployed	2	£25.00	£30.10	£35.20
Swimming (per person per 10 tickets) Leisure Pool	Adult	2	£7.90	£31.45	£55.00
	Juvenile	2	£5.50	£18.25	£31.00
	Senior Citizen	2	£5.50	£18.25	£31.00
	Unemployed	1	£5.50	£5.50	£5.50
Swimming Season Ticket (per person per year) Conventional Pool	Adult	8	£203.00	£336.03	£552.00
	Juvenile	6	£160.00	£243.97	£330.00
	Senior Citizen	7	£160.00	£286.84	£432.85
	Unemployed	4	£160.00	£220.94	£310.75
Swimming Season Ticket (per person per year) Leisure Pool	Adult	6	£14.40	£266.60	£497.20
	Juvenile	5	£7.20	£187.60	£354.00
	Senior Citizen	4	£5.10	£237.99	£432.85
	Unemployed	4	£7.20	£155.49	£310.75
Monthly Swimming Ticket (per person per month) Conventional Pool	Adult	8	£20.00	£28.37	£45.99
	Juvenile	6	£12.00	£18.52	£24.80
	Senior Citizen	8	£12.00	£24.14	£39.35
	Unemployed	6	£1.00	£15.93	£28.25
Monthly Swimming Ticket (per person per month) Leisure Pool	Adult	5	£20.00	£27.74	£45.20
	Juvenile	7	£12.00	£19.39	£29.50
	Senior Citizen	6	£10.10	£21.49	£39.35
	Unemployed	5	£8.00	£17.73	£28.25
Swimming Spectator	Adult	2	£3.10	£8.75	£14.40
	Juvenile	1	£3.10	£3.10	£3.10
	Senior Citizen	1	£3.10	£3.10	£3.10
	Unemployed	1	£3.10	£3.10	£3.10
	Adult	8	£3.20	£6.15	£9.60

Swimming if Flume Included Leisure Pool (per person)	Juvenile	8	£3.00	£4.40	£5.90
	Unemployed	6	£0.50	£3.74	£5.90
Flume Leisure Pool (per person per 10 tickets)	Adult	1	£28.80	£28.80	£28.80
	Juvenile	1	£14.40	£14.40	£14.40
	Unemployed	1	£14.40	£14.40	£14.40
Sauna Session (per person per hour)	Adult	20	£4.50	£7.24	£9.65
	Juvenile	11	£3.27	£4.49	£6.50
	Senior Citizen	20	£3.27	£5.30	£9.00
	Unemployed	14	£0.50	£3.53	£9.00
Turkish/Steam Bath (per person per session)	Adult	6	£5.00	£8.38	£9.65
	Juvenile	3	£4.80	£22.93	£57.50
	Senior Citizen	6	£4.80	£12.25	£40.30
	Unemployed	4	£0.50	£15.50	£57.50

Appendix 4 – Charges for membership schemes 2024

Membership type	Activities	Sample Size no.	Min £	Mean £	Max £
Individual membership Annual	Gym and swim	5	£203.88	£285.98	£346.00
	Gym, swim and health suite	6	£20.50	£309.40	£462.00
	Gym, swim and fitness classes	8	£300.00	£345.88	£429.00
	Gym, swim, health suite and fitness classes	18	£288.00	£375.38	£720.00
Individual membership Direct debit	Gym and swim	9	£16.99	£27.95	£35.00
	Gym, swim and health suite	7	£16.99	£30.43	£44.50
	Gym, swim and fitness classes	13	£20.50	£29.69	£39.00
	Gym, swim, health suite and fitness classes	21	£20.50	£33.28	£59.99
Joint membership Annual	Gym and swim	3	£462.00	£527.33	£620.00
	Gym, swim and health suite	3	£462.00	£655.33	£791.00
	Gym, swim and fitness classes	4	£462.00	£623.83	£729.30
	Gym, swim, health suite and fitness classes	11	£275.00	£676.53	£1,296.00

Joint membership Direct debit	Gym and swim	4	£27.50	£44.50	£62.00
	Gym, swim and health suite	4	£20.50	£52.35	£79.10
	Gym, swim and fitness classes	5	£20.50	£49.66	£66.30
	Gym, swim, health suite and fitness classes	12	£25.00	£57.91	£107.99
Family membership Annual	Gym and swim	2	£299.88	£380.94	£462.00
	Gym, swim and health suite	1	£462.00	£462.00	£462.00
	Gym, swim and fitness classes	1	£462.00	£462.00	£462.00
	Gym, swim, health suite and fitness classes	6	£275.00	£444.30	£561.00
Family membership Direct Debit	Gym and swim	3	£24.99	£30.33	£38.50
	Gym, swim and health suite	2	£27.50	£33.00	£38.50
	Gym, swim and fitness classes	2	£27.50	£33.00	£38.50
	Gym, swim, health suite and fitness classes	7	£25.00	£35.96	£46.75

Membership charges by local authority – annual membership 2024

Annual membership		Adult £	Juvenile £	Senior citizens £	Unemployed £
Gym and swim	Angus	£330.00	£264.00	£264.00	£264.00
	Argyll & Bute	£203.88	£179.88	£203.88	£203.88
	Clackmannanshire	£105.40	£84.30	£84.30	£84.30
	East Lothian	-	£170.50	-	-
	East Renfrewshire	£348.00	-	£300.00	£300.00
	Fife	£283.50	£198.50	£198.50	£198.50
	Midlothian	£346.50	£213.00	-	£346.50
	North Lanarkshire	£374.00	£70.00	£240.00	£260.00
	South Ayrshire	£300.00	£225.00	£225.00	£150.00
Gym, swim and fitness classes	Angus	£330.00	£264.00	£264.00	£264.00
	East Lothian	-	£192.50	-	-
	Fife	£422.50	£296.00	£296.00	£296.00
	Midlothian	£483.00	£242.00	-	£483.00
	North Ayrshire	£290.00	£174.00	£203.00	£203.00
	Perth & Kinross	£355.15	£169.15	£301.90	£230.90
	South Ayrshire	£450.00	£337.50	£337.50	£225.00
Gym, swim and health suite	Angus	£330.00	£330.00	£330.00	£330.00
	Fife	£370.00	£259.00	£259.00	£259.00
	Midlothian	£445.00	£224.00	-	£445.00
	West Lothian	£448.50	£323.40	£287.40	-
Gym, swim, health suite and fitness classes	Aberdeenshire	£400.80	£240.60	£240.60	£160.20
	Angus	£330.00	£264.00	£264.00	£264.00
	Argyll & Bute	£299.88	£179.88	£299.88	£299.88
	City of Aberdeen	£336.00	£162.00	£252.00	£235.20

City of Dundee	£348.00	£192.00	£180.00	£300.00
City of Edinburgh	£705.60	£126.00	£448.80	-
City of Glasgow	£340.00	£150.00	£340.00	-
Dumfries & Galloway	£291.50	£228.00	£231.00	£159.60
East Lothian	£390.50	£264.00	£264.00	-
Falkirk	£360.00	-	£360.00	£360.00
Fife	£527.50	£369.00	£369.00	£369.00
Highland	£273.60	£273.60	£273.60	-
Midlothian	£483.00	£242.00	£208.00	£483.00
Moray	£276.00	£276.00	£276.00	-
Orkney Islands	£270.00	-	-	-
Perth & Kinross	£411.55	£225.50	£358.30	£287.30
Shetland	£300.00	£300.00	£300.00	-
South Lanarkshire	£300.00	£150.00	£150.00	-
Stirling	£275.00	£275.00	£252.00	£252.00
West Dunbartonshire	£350.00	£130.50	£200.00	£200.00
West Lothian	£468.00	£359.40	£287.40	-

Membership charges by local authority – monthly direct debit 2024

Annual membership		Adult £	Juvenile £	Senior citizens £	Unemployed £
Gym and swim	Angus	£30.00	£24.00	£24.00	£24.00
	Argyll & Bute	£16.99	£14.99	£16.99	£16.99
	Clackmannan	£13.20	£10.50	£10.50	£10.50
	East Lothian	-	£15.50	-	-
	East Renfrewshire	£34.00	£12.00	£27.00	£27.00
	Fife	£28.35	£19.85	£19.85	£19.85
	Midlothian	£34.60	£21.30	£20.80	-

	North Lanarkshire	£34.99	£7.00	£22.00	£24.00
	South Ayrshire	£26.00	£19.50	£19.50	£13.00
	West Dunbartonshire	£30.00	£15.00	£20.00	£20.00
Gym, swim and health suite	Angus	£30.00	£24.00	£24.00	£24.00
	Dumfries & Galloway	£26.50	£19.00	£21.00	£13.30
	East Ayrshire	£22.00	£15.00	£20.00	£20.00
	East Lothian	-	£17.50	-	-
	Fife	£42.25	£29.60	£29.60	£29.60
	North Ayrshire	£29.00	£17.40	£20.30	£20.30
	Perth & Kinross	£32.30	£15.40	£27.45	£21.00
	South Ayrshire	£38.00	£28.50	£28.50	£19.00
Gym, swim and fitness classes	Angus	£30.00	£24.00	£24.00	£24.00
	Fife	£37.00	£25.90	£25.90	£25.90
	Midlothian	£44.50	£22.50	-	£44.50
	West Dunbartonshire	£30.00	£15.00	£20.00	£20.00
	West Lothian	£34.50	£26.95	£23.95	£14.95
Gym, swim, health suite and fitness classes	Aberdeenshire	£33.40	£20.05	£20.05	£13.35
	Angus	£30.00	£24.00	£24.00	£24.00
	Argyll & Bute	£24.99	£14.99	£24.99	£24.99
	City of Aberdeen	£28.00	£13.50	£21.00	£19.60
	City of Dundee	£29.00	£16.00	£15.00	£25.00
	City of Edinburgh	£58.80	£10.50	£37.40	-
	City of Glasgow	£27.00	£15.00	£27.00	-
	Dumfries & Galloway	£26.50	£19.00	£21.00	£13.30
	East Dunbartonshire	£38.00	£19.00	£24.70	-
	East Lothian	£35.50	£24.00	£24.00	-
	Falkirk	£36.00	-	£36.00	£36.00

Fife	£52.75	£36.90	£36.90	£36.90
Highland	£22.80	£22.80	£22.80	-
Inverclyde	£38.00	£23.99	-	-
Midlothian	£48.30	£24.20	£20.80	£48.30
Moray	£23.00	£23.00	£23.00	-
Orkney Islands	£22.50	-	-	-
Perth & Kinross	£37.45	£20.50	£32.60	£26.15
Shetland	£25.00	£25.00	£25.00	-
Scottish Borders	£31.25	-	-	-
South Lanarkshire	£25.00	£12.50	£12.50	-
Stirling	£25.00	£25.00	£21.00	£21.00
West Dunbartonshire	£35.00	£13.05	£20.00	£20.00
West Lothian	£39.00	£26.95	£23.95	£14.95
Western Isles	£18.75	£15.00	£15.00	£15.00

Membership charges by local authority - Joint and family membership schemes 2024

Joint and family memberships		Joint membership		Family membership	
		Annual £	Direct debit £	Annual £	Direct debit £
Gym, swim and health suite	Angus	£594.00	£54.00	£836.00	£76.00
	Argyll & Bute	-	-	£299.88	£24.99
	Midlothian	£618.50	£62.00	-	-
	North Lanarkshire	£704.00	£63.00	-	-
	South Ayrshire	£500.00	£45.00	-	-
	West Dunbartonshire	-	£55.00	-	-
Gym, swim and fitness classes	Angus	£594.00	£55.00	£836.00	£76.00
	Perth & Kinross	£603.80	£54.90	-	-
	South Ayrshire	£750.00	£65.00	-	-
Gym, swim and health suite	Angus	£594.00	£55.00	£836.00	£76.00
	Midlothian	£791.00	£79.10	-	-
	West Lothian	£744.00	£62.00	-	-
Gym, swim, health suite and fitness classes	Aberdeenshire	£610.20	£50.85	£749.40	£62.45
	Angus	£594.00	£54.00	£836.00	£76.00
	Argyll & Bute			£479.88	£39.99
	City of Dundee	£600.00	£50.00		
	City of Edinburgh	£1,260.00	£105.00		
	East Dunbartonshire	£550.00	£65.00		
	Falkirk	£648.00	£64.80		
	Highland	£411.60	£34.30	£411.60	£34.30
	Midlothian	£854.00	£85.40		
	Moray			£372.00	£31.00
	Orkney Islands	£390.00	£32.50	£390.00	£32.50
	Perth & Kinross	£716.55	£65.15		

Shetland	£468.00	£39.00	£468.00	£39.00
South Lanarkshire	£540.00	£45.00		
West Dunbartonshire	£550.00	£55.00	£650.00	£65.00
West Lothian	£840.00	£70.00		
Western Isles		£25.00		£25.00

Appendix 5 – Detailed charges by local authority 2024

Fitness class	Adult £	Juvenile £	Senior citizens £	Unemployed £
Aberdeenshire	£7.27	£4.36	£4.36	£2.91
Angus	£6.00	£4.00	£4.00	£4.00
Argyll & Bute	£7.00	£3.60	£3.60	£3.60
Scottish Borders	£6.50	£4.00	£5.00	
City of Aberdeen	£8.00		£6.80	£4.00
City of Dundee	£5.50	£4.30	£4.30	£4.30
City of Edinburgh	£9.99	£4.99	£6.99	
City of Glasgow	£6.50	£5.50		£4.00
Clackmannanshire	£5.85	£2.95	£2.95	£2.95
Dumfries & Galloway	£5.00	£5.00	£5.00	£5.00
East Ayrshire				
East Dunbartonshire	£7.20	£5.20	£4.70	
East Lothian	£7.30	£5.20	£5.20	
East Renfrewshire	£6.00		£4.20	£4.20
Falkirk	£6.75		£6.75	£6.75
Fife	£6.30	£4.40	£4.40	£4.40
Highland	£8.00	£4.80	£4.80	£0.50
Inverclyde	£5.90			
Midlothian	£6.00	£4.10	£4.10	£4.10
Moray	£6.40	£4.30	£4.30	
North Ayrshire	£6.70	£4.70	£0.00	£0.00
North Lanarkshire	£5.50	£3.85	£3.85	£3.85
Orkney Islands	£7.75		£7.75	£1.00
Perth & Kinross	£7.60	£6.15	£6.95	
Renfrewshire	£7.00	£3.50	£4.90	£4.90
Shetland	£6.55	£6.55	£6.55	£1.00
South Ayrshire	£6.00		£6.00	£6.00
South Lanarkshire	£6.90	£3.45	£3.45	
Stirling	£9.00		£6.00	£6.00
West Dunbartonshire	£6.00			
West Lothian	£8.00	£6.00	£8.00	£3.00
Western Isles	£6.00	£3.00	£3.00	£3.00
Average	£6.79	£4.33	£4.76	£3.45

Swimming (per one-hour session)	Adult £	Juvenile £	Senior citizens £	Unemployed £
Aberdeenshire	£5.97	£3.58	£3.58	£2.39
Angus				
Argyll & Bute	£7.00	£3.60	£3.60	£3.60
Scottish Borders	£5.50	£4.20	£4.20	
City of Aberdeen	£5.50	£2.75	£1.00	£1.00
City of Dundee	£4.30	£3.30	£3.30	£3.30
City of Edinburgh	£6.75	£3.25	£4.75	
City of Glasgow	£4.00	£2.00		£2.00
Clackmannanshire				
Dumfries & Galloway	£0.00	£0.00	£0.00	£0.00
East Ayrshire	£3.30	£2.10		
East Dunbartonshire	£5.00	£3.60	£3.60	£3.60
East Lothian	£5.50	£3.10	£3.10	
East Renfrewshire	£4.00	£2.80	£2.80	£2.80
Falkirk	£5.20	£3.00	£5.20	£5.20
Fife	£0.00	£0.00	£0.00	£0.00
Highland	£8.00	£4.80	£4.80	£0.50
Inverclyde	£7.60	£5.90	£5.90	£5.90
Midlothian				
Moray	£6.40	£3.20	£3.20	
North Ayrshire	£4.10	£3.10	£2.50	£2.50
North Lanarkshire	£0.00	£3.85		£3.85
Orkney Islands	£6.10	£3.05	£6.10	£1.00
Perth & Kinross	£6.15	£4.80	£5.50	
Renfrewshire	£0.00	£0.00	£0.00	£0.00
Shetland				
South Ayrshire				
South Lanarkshire	£4.70	£2.30	£2.30	
Stirling	£6.50	£3.50	£4.50	£4.50
West Dunbartonshire	£4.95	£2.85	£0.00	£0.00
West Lothian	£6.20	£4.10	£4.00	£3.00
Western Isles	£4.80	£2.50	£2.50	£2.50
Average	£4.72	£3.01	£3.18	£2.38

Indoor 5-a-side (hall per hour)	Adult £	Juvenile £	Senior citizens £	Unemployed £
Aberdeenshire	£50.08	£32.57	£32.57	£20.05
Angus	£52.00	£32.00	£32.00	£32.00
Argyll & Bute	£14.00	£14.00	£14.00	£14.00
Scottish Borders	£50.00		£34.00	
City of Aberdeen	£75.00	£37.50	£37.50	£37.50
City of Dundee	£48.00	£36.00	£36.00	£36.00
City of Edinburgh	£50.50	£26.25		
City of Glasgow				
Clackmannanshire	£39.05	£19.25	£19.25	£19.25
Dumfries & Galloway				
East Ayrshire				
East Dunbartonshire	£62.50	£40.60		
East Lothian	£57.75	£29.40	£29.40	
East Renfrewshire	£60.00	£42.00		
Falkirk	£54.00	£34.00	£54.00	£34.00
Fife	£57.50	£40.30		
Highland				
Inverclyde	£39.50	£31.50		
Midlothian				
Moray	£47.75	£24.50	£24.50	
North Ayrshire				
North Lanarkshire	£39.70	£19.85		
Orkney Islands				
Perth & Kinross	£22.00	£22.00	£22.00	£22.00
Renfrewshire				
Shetland	£52.45	£26.45	£26.45	
South Ayrshire				
South Lanarkshire	£55.30	£27.65	£27.65	
Stirling				
West Dunbartonshire	£54.45			
West Lothian	£50.00	£35.00	£50.00	£50.00
Western Isles	£46.00	£23.00	£23.00	£23.00
Average	£43.10	£23.75	£24.33	£20.56

Outdoor full size 3G synthetic pitch (per hour)	Adult £	Juvenile £	Senior citizens £	Unemployed £
Aberdeenshire	£56.16	£36.52	£36.52	
Angus	£88.00	£56.00	£56.00	£56.00
Argyll & Bute	£60.50	£30.25	£60.50	£60.50
Scottish Borders	£105.50	£82.50	£82.50	
City of Aberdeen	£111.00	£56.00		£56.00
City of Dundee	£75.00	£55.00	£55.00	
City of Edinburgh	£123.60	£61.80		
City of Glasgow	£66.00	£33.00		£33.00
Clackmannanshire				
Dumfries & Galloway	£65.00	£45.00		
East Ayrshire	£39.50	£26.00		
East Dunbartonshire				
East Lothian	£76.00	£50.00	£50.00	
East Renfrewshire				
Falkirk	£80.00	£53.33	£80.00	£80.00
Fife	£65.20	£45.80		
Highland	£39.80	£19.90	£19.90	£39.80
Inverclyde	£87.50	£54.50		
Midlothian				
Moray				
North Ayrshire	£70.00	£52.00		
North Lanarkshire	£94.70	£47.35		
Orkney Islands				
Perth & Kinross	£66.00	£52.80	£66.00	£66.00
Renfrewshire	£109.00	£54.50		
Shetland				
South Ayrshire	£43.00	£26.00		
South Lanarkshire	£77.90	£38.95	£38.95	
Stirling	£68.00	£51.00	£68.00	£68.00
West Dunbartonshire				
West Lothian	£85.00	£60.00	£85.00	£85.00
Western Isles	£72.00	£36.00	£36.00	
Average	£67.57	£41.64	£48.96	£49.48

Badminton, per court per hour (peak)	Adult £	Juvenile £	Senior citizens £	Unemployed £
Aberdeenshire	£12.52	£8.16	£8.16	£4.99
Angus	£5.50	£3.50	£3.50	£3.50
Argyll & Bute	£14.00	£14.00	£14.00	£14.00
Scottish Borders	£14.00		£10.50	
City of Aberdeen	£16.50	£8.25	£14.00	£8.25
City of Dundee	£11.00	£7.00	£7.00	£7.00
City of Edinburgh	£16.75	£9.50	£12.99	
City of Glasgow	£11.00	£8.00		£6.00
Clackmannanshire	£12.10	£8.80	£8.80	£8.80
Dumfries & Galloway	£11.70	£8.80	£11.70	£8.80
East Ayrshire	£7.50	£5.80		
East Dunbartonshire	£11.50	£8.30	£7.50	
East Lothian	£19.20	£9.80	£9.80	
East Renfrewshire				
Falkirk	£12.00	£6.67	£12.00	£12.00
Fife	£11.60	£8.10	£8.10	£8.10
Highland				
Inverclyde	£15.40	£6.50		
Midlothian				
Moray				
North Ayrshire	£10.00	£7.00		
North Lanarkshire	£12.00	£6.00		
Orkney Islands	£11.20	£11.20	£11.20	£11.20
Perth & Kinross	£12.95	£10.35	£12.95	
Renfrewshire	£11.00	£5.50	£7.70	£7.70
Shetland	£11.75	£5.95	£5.95	£11.75
South Ayrshire	£13.00	£13.00	£13.00	£13.00
South Lanarkshire	£12.85	£6.45	£6.45	
Stirling	£17.00	£13.00		
West Dunbartonshire	£9.35	£4.85		
West Lothian	£12.40	£8.20	£12.40	£3.00
Western Isles	£4.80	£2.50	£2.50	£2.50
Average	£12.16	£7.97	£9.10	£7.68

Table Tennis, per table per hour (peak)	Adult £	Juvenile £	Senior citizens £	Unemployed £
Aberdeenshire	£12.52	£8.16	£8.16	£4.99
Angus	£5.50	£3.50	£3.50	£3.50
Argyll & Bute	£6.00	£3.50	£3.50	£3.50
Scottish Borders				
City of Aberdeen	£10.50	£5.25	£8.90	£5.25
City of Dundee	£6.00	£4.50	£4.50	£4.50
City of Edinburgh	£10.99	£5.50	£7.75	
City of Glasgow	£6.00	£4.20		£3.00
Clackmannanshire	£12.10	£8.80	£8.80	£8.80
Dumfries & Galloway				
East Ayrshire	£5.20	£3.60		
East Dunbartonshire	£11.50	£8.30	£8.30	
East Lothian	£19.20	£9.80	£9.80	
East Renfrewshire				
Falkirk	£8.00	£5.87	£8.00	£8.00
Fife	£11.60	£8.10	£8.10	£8.10
Highland				
Inverclyde	£6.20	£4.50		
Midlothian				
Moray				
North Ayrshire	£8.00	£5.60		
North Lanarkshire	£7.20	£3.55		
Orkney Islands	£11.20	£11.20	£11.20	£11.20
Perth & Kinross	£12.95	£10.35	£12.95	
Renfrewshire	£6.00	£3.00	£4.00	£4.00
Shetland	£6.30	£3.30	£3.30	£6.30
South Ayrshire				
South Lanarkshire	£4.95	£2.45	£2.45	
Stirling	£17.00	£13.00		
West Dunbartonshire				
West Lothian	£12.40	£8.20	£12.40	£6.00
Western Isles	£4.80	£2.50	£2.50	£2.50
Average	£8.88	£5.87	£6.41	£5.31