

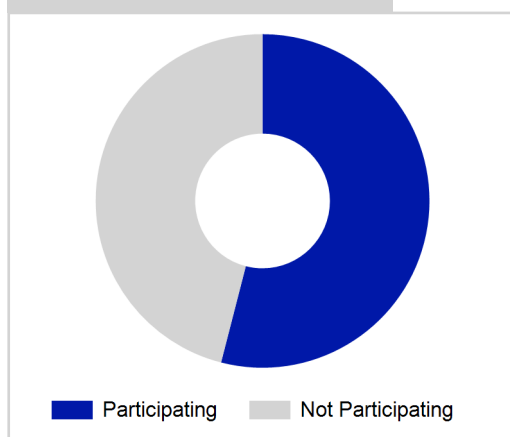
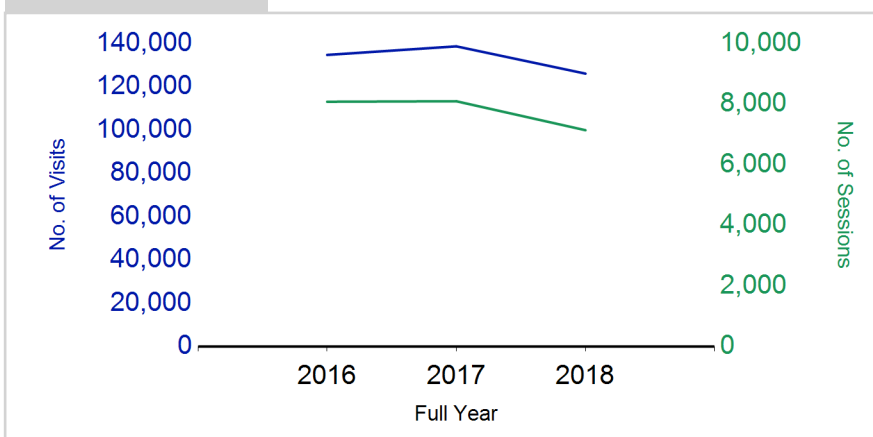
# Term Report: Argyll & Bute Council

Academic Year : 2018/19, Term(s) : Full Year

Sport for Life

**sportscotland**  
 the national agency for sport

% School Roll Participating

Visits<sup>1</sup>

	2016 Full Year	2017 Full Year	2018 Full Year
<b>Sessions</b>	<b>8,079</b>	<b>8,096</b>	<b>7,140</b>
% Purely voluntary	87%	91%	90%
Blocks <sup>3</sup>	1093	992	859
Sessions / Block <sup>4</sup>	7.4	8.2	8.3
Different Activities	53	51	47
<b>Visits<sup>1</sup></b>	<b>134,735</b>	<b>138,702</b>	<b>126,093</b>
% Female	41%	41%	37%
<b>Participants<sup>2</sup></b>	<b>5,387</b>	<b>5,362</b>	<b>5,449</b>
Total School Roll	10,313	10,270	10,099
% Participating	52%	52%	54%
<b>Deliverers<sup>5</sup></b>	<b>920</b>	<b>842</b>	<b>819</b>
% Volunteers	94%	95%	95%
Qualified Volunteers	368	368	351
Secondary Pupils	156	147	119
Total Deliverer Sessions <sup>6</sup>	19,724	17,498	17,231
Avg. Deliverers Sessions / Deliverers	21.4	20.8	21.0
<b>School Club Links</b>	<b>633</b>	<b>698</b>	<b>590</b>
Schools with at least one link	81	85	80
Clubs with at least one link	128	132	89

1. Visits are the number of times pupils have attended activities. These figures do not represent the participant figure, and instead should only be taken as indicative of participation.

2. Participants are pupils who have attended at least one session of Active Schools supported activity across the selected year/term (whether this was in a single or multiple school activity).

3. Activities are recorded in ASMO as 'blocks' which are made up of a group of 'sessions'.

4. The Avg Sessions / Blocks figure shows the average number of sessions within a block.

5. Deliverers are people who have delivered at least one session of Active Schools supported activity across the selected year/term.

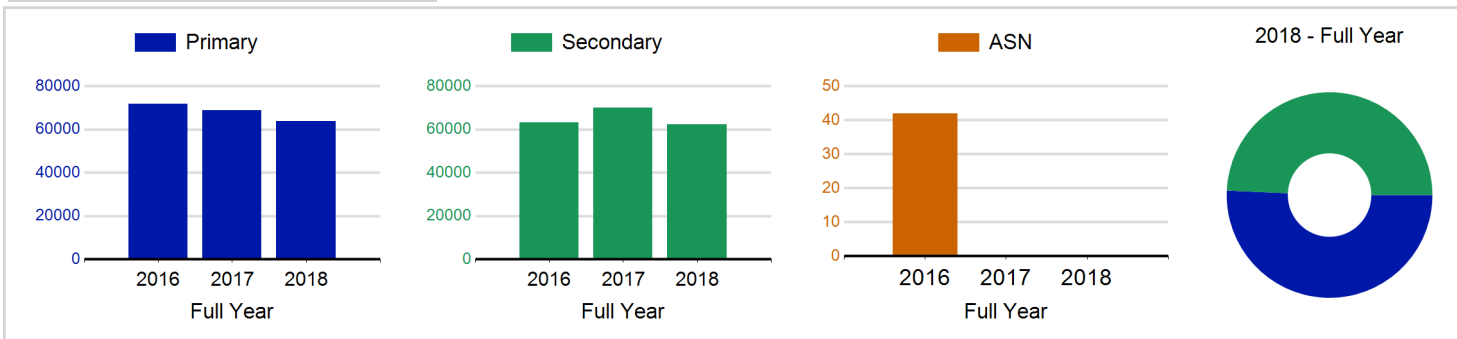
6. Deliverer Sessions are the 'visits' deliverers have made to activities. These figures do not represent the total deliverer figure, and should only be taken as indicative of delivery. Deliverer information is only available at the local authority level.

7. School Roll details are taken from the Pupil Census as at September of the Academic Year. Summaries available at <http://www.gov.scot/topics/statistics/browse/school-education/datasets>

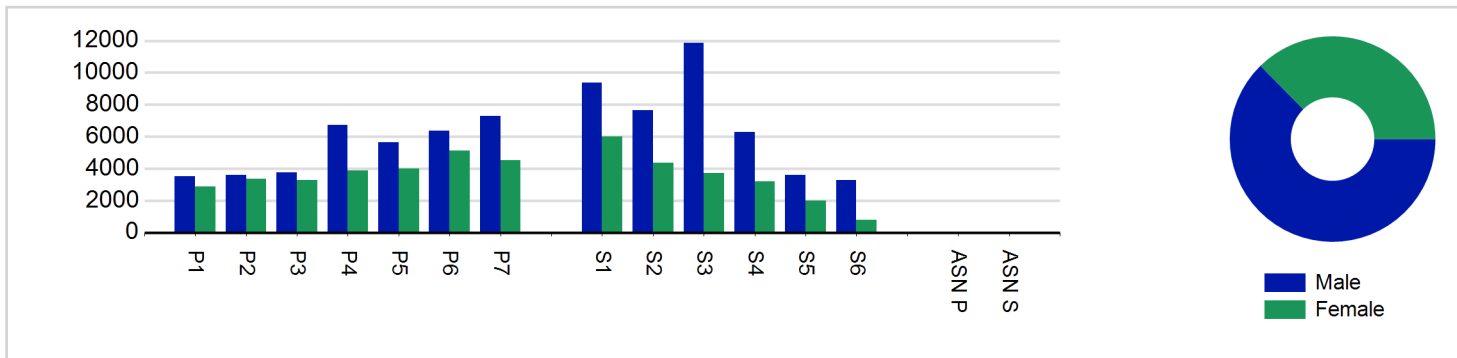
8. Participant data collection 2011 onwards.



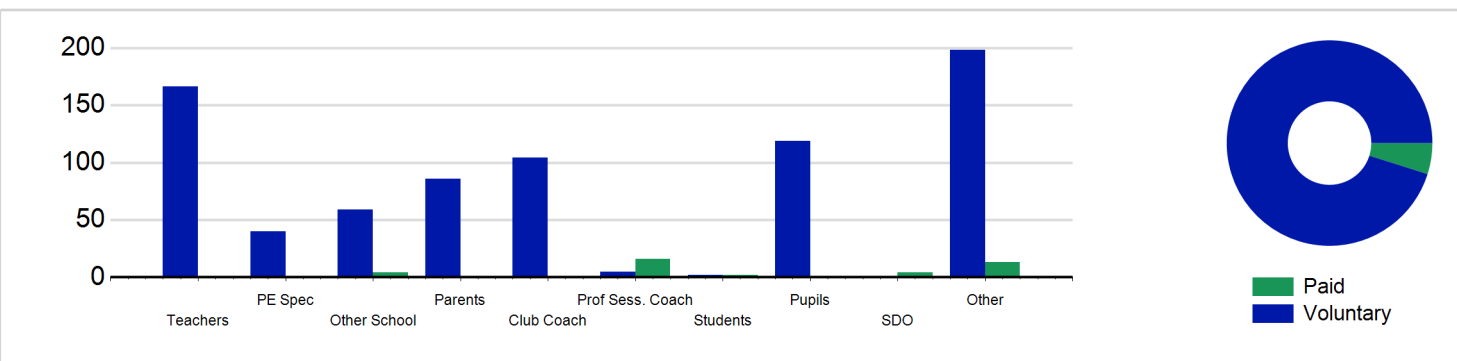
### Visits<sub>1</sub> by School Type



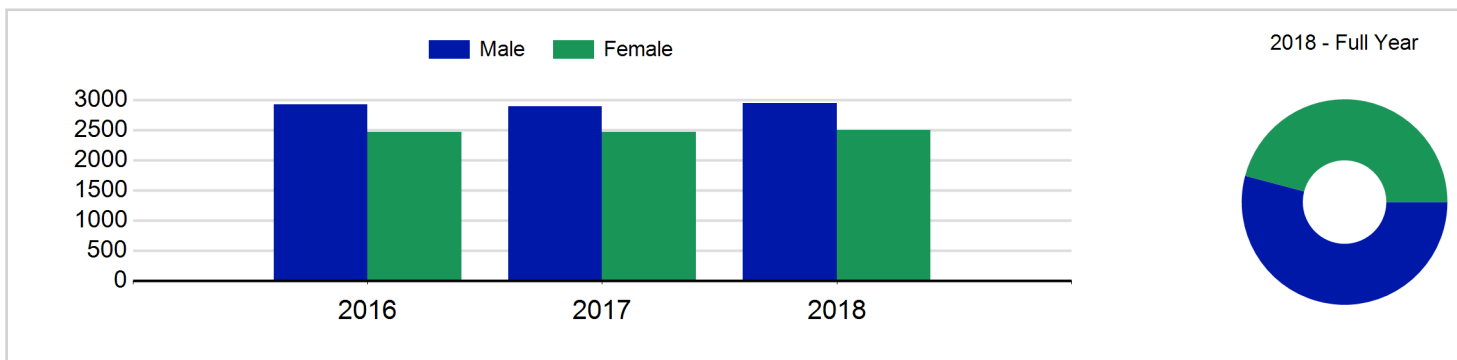
### Visits<sub>1</sub> by Year Group and Sex



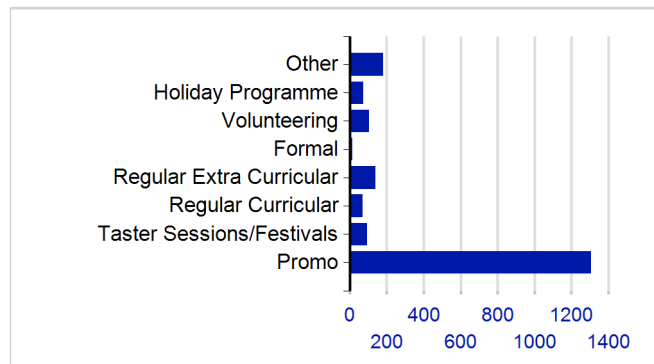
### Deliverers



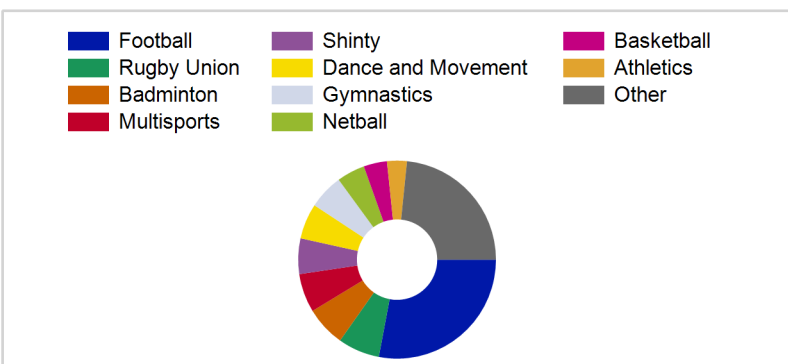
### Participants<sub>2</sub> by Sex



### School/Club Links



### Top 10 Activities. by Visits<sub>1</sub>





# Term Report: Argyll & Bute Council

Academic Year : 2018/19, Term(s) : Full Year

Sport for Life

**sportscotland**  
the national agency for sport

## Visits<sup>1</sup> by Year Group and Sex

	Male	Female
<b>P1</b>	3,529	2,860
<b>P2</b>	3,591	3,346
<b>P3</b>	3,759	3,284
<b>P4</b>	6,747	3,871
<b>P5</b>	5,633	3,998
<b>P6</b>	6,361	5,124
<b>P7</b>	7,282	4,529
<b>S1</b>	9,386	6,005
<b>S2</b>	7,672	4,372
<b>S3</b>	11,873	3,718
<b>S4</b>	6,276	3,195
<b>S5</b>	3,605	2,005
<b>S6</b>	3,263	809
<b>ASN P</b>		
<b>ASN S</b>		
<b>Total</b>	<b>78,977</b>	<b>47,116</b>

## Deliverers<sup>5</sup> by Type

	Paid	Voluntary
<b>Teachers</b>	0	166
<b>PE Spec</b>	0	40
<b>Other School</b>	4	59
<b>Parents</b>	0	86
<b>Club Coach</b>	1	104
<b>Prof Sess. Coach</b>	16	5
<b>Students</b>	2	2
<b>Pupils</b>	0	119
<b>SDO</b>	4	0
<b>Other</b>	13	198
<b>Total</b>	<b>40</b>	<b>779</b>

## Participants<sup>2</sup> by Sex

<b>Male</b>	2,946
<b>Female</b>	2,503
<b>Total</b>	<b>5,449</b>

