

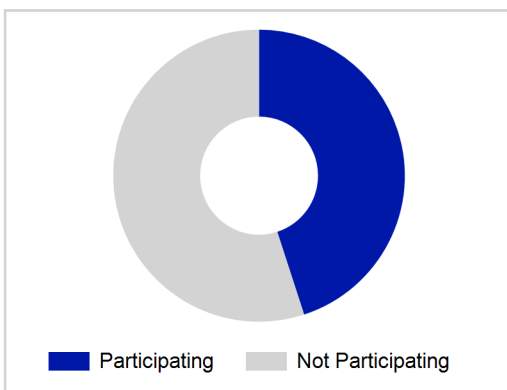
Term Report: National

Academic Year : 2018/19, Term(s) : Full Year

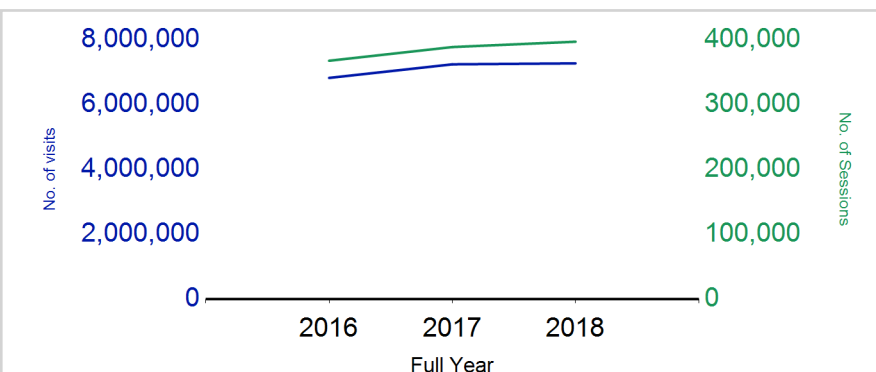
Sport for Life

sportscotland
 the national agency for sport

% School Roll Participating



Visits¹



	Full Year 2016	Full Year 2017	Full Year 2018
Sessions	368,074	389,244	397,500
% Purely voluntary	66%	66%	66%
Blocks ³	43,610	46,493	46,790
Avg Sessions / Block ⁴	8.4	8.4	8.5
Different Activities	111	115	113
Visits¹	6,831,699	7,251,651	7,281,200
% Female	47%	46%	46%
Participants²	293,878	309,118	312,808
Total School Roll	682,248	687,313	692,040
% Participating	43%	45%	45%
Deliverers⁵	23,201	22,777	23,519
% Volunteers	87%	88%	89%
Qualified Volunteers	9,768	9,580	9,453
Secondary Pupils	5,578	5,692	6,205
Total Deliverer Sessions ⁶	689,741	721,788	744,999
Avg Deliverer Sessions / Deliverers	29.7	31.7	31.7
School Club Links	23,639	24,144	23,836
Schools with at least one link	2,451	2,426	2,425
Clubs with at least one link	2,751	2,742	2,696

1. Visits are the number of times pupils have attended activities. These figures do not represent the participant figure, and instead should only be taken as indicative of participation.

2. Participants are pupils who have attended at least one session of Active Schools supported activity across the selected year/term (whether this was in a single or multiple school activity).

3. Activities are recorded in ASMO as 'blocks' which are made up of a group of 'sessions'.

4. The Avg Sessions / Blocks figure shows the average number of sessions within a block.

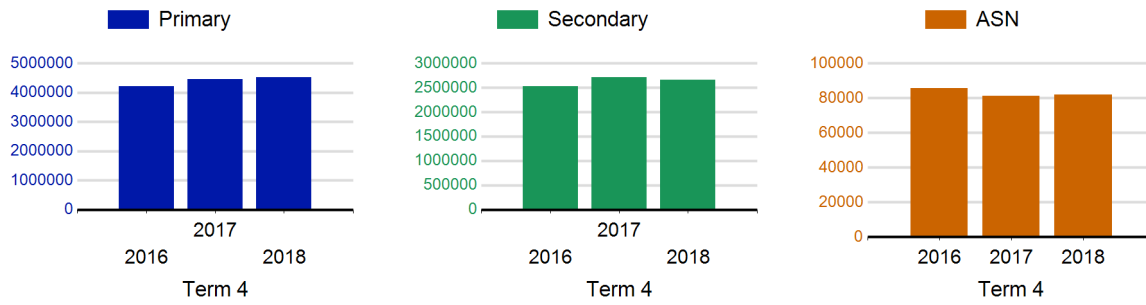
5. Deliverers are people who have delivered at least one session of Active Schools supported activity across the selected year/term.

6. Deliverer Sessions are the 'visits' deliverers have made to activities. These figures do not represent the total deliverer figure, and should only be taken as indicative of delivery. Deliverer information is only available at the local authority level.

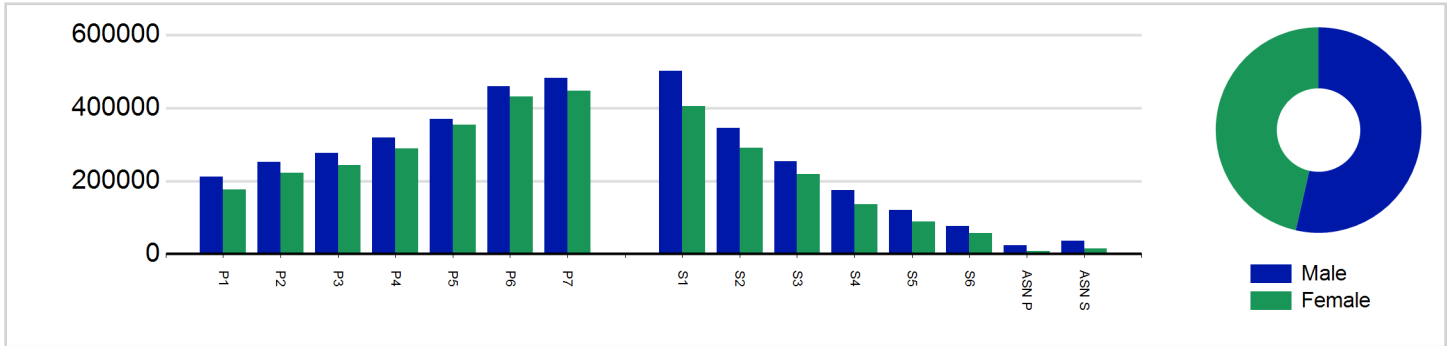
7. School Roll details are taken from the Pupil Census as at September of the academic year. Summaries available at http://www.gov.scot/topics/statistics/browse/school_education/datasets.

8. Participant data collection 2011 onwards

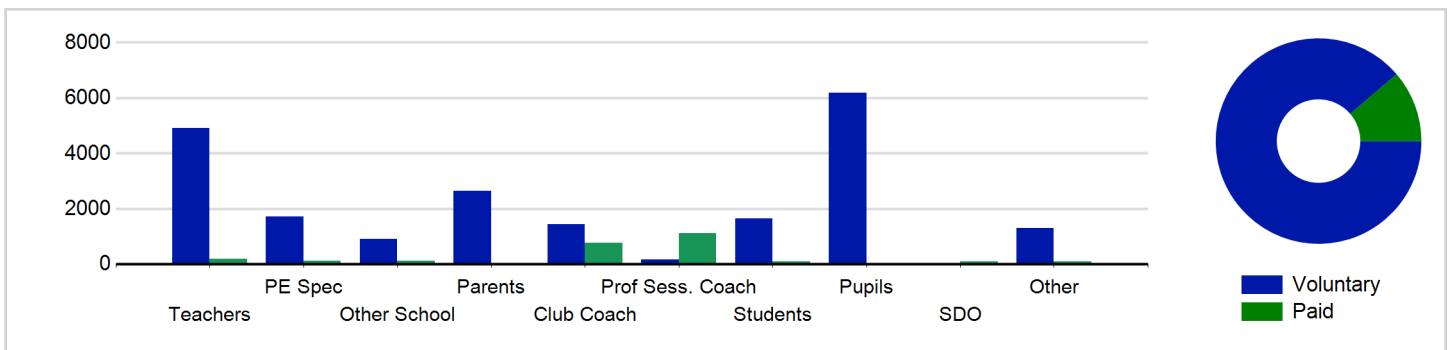
Visits₁ by School Type



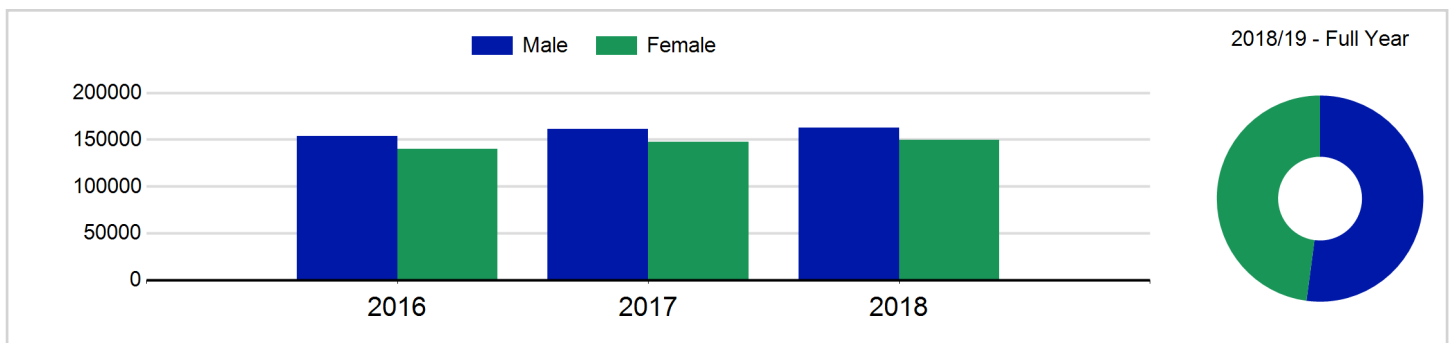
Visits₁ by Year Group and Sex



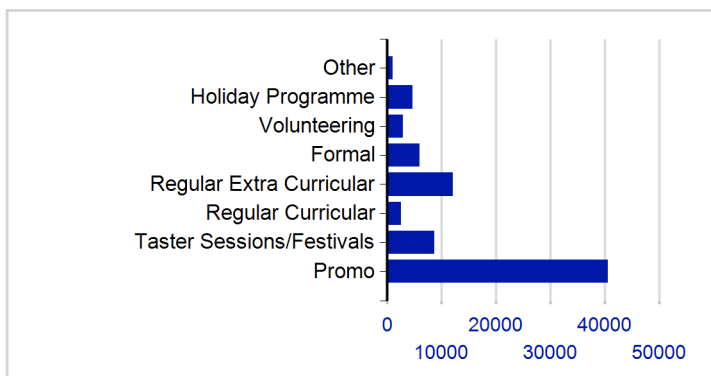
Deliverers₅



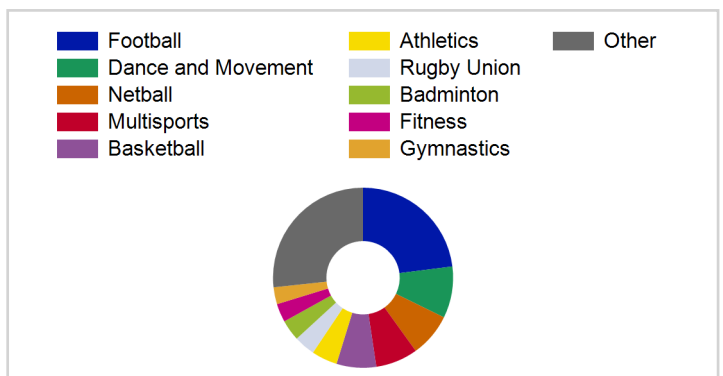
Participants₂ by Sex



School/Club Links



Top 10 Activities by Visits₁



Term Report: National

Academic Year : 2018/19, Term(s) : Full Year

Sport for Life

sportscotland
the national agency for sport

Visits¹ by Year Group and SexDeliverers⁵ by Type

	Male	Female		Paid	Voluntary
P1	211,041	176,735	Teachers	178	4,896
P2	251,805	221,322	PE Spec	114	1,703
P3	276,530	242,944	Other School	118	897
P4	319,260	288,342	Parents	18	2,640
P5	370,137	354,221	Club Coach	773	1,426
P6	459,644	431,301	Prof Sess. Coach	1,123	173
P7	481,693	447,443	Students	93	1,655
			Pupils	26	6,179
S1	501,035	405,411	SDO	103	N/A
S2	344,688	290,222	Other	105	1,299
S3	253,848	218,946	Total	2,651	20,868
S4	173,878	135,540			
S5	120,961	88,399			
S6	76,560	57,208			
ASN P	22,893	8,426			
ASN S	36,094	14,673			
Total	3,900,067	3,381,133			

Participants² by Sex

Male	162,968
Female	149,840
Total	312,808