

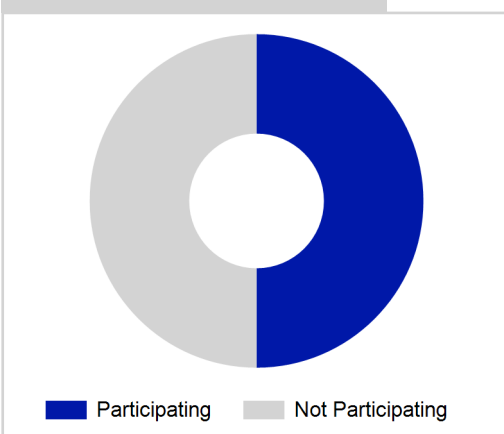
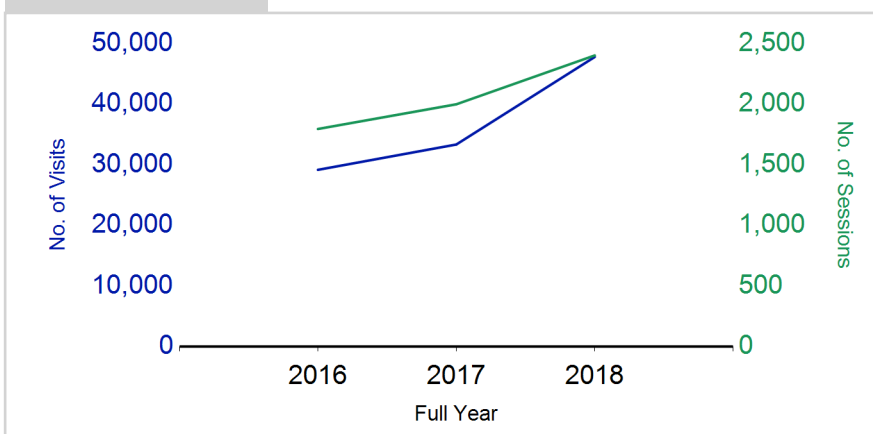
# Term Report: Orkney Islands Council

Academic Year : 2018/19, Term(s) : Full Year

Sport for Life

**sportscotland**  
 the national agency for sport

% School Roll Participating

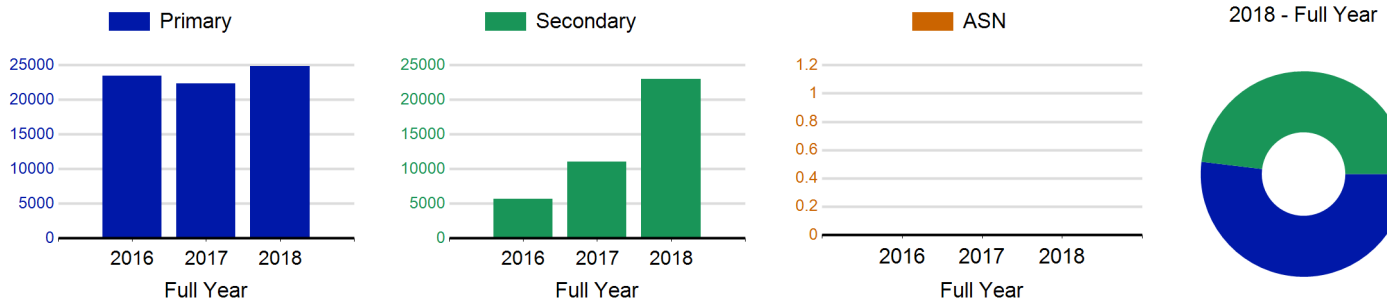
Visits<sup>1</sup>

	2016	2017	2018
	Full Year	Full Year	Full Year
<b>Sessions</b>	<b>1,795</b>	<b>1,999</b>	<b>2,402</b>
% Purely voluntary	99%	96%	99%
Blocks <sup>3</sup>	171	213	237
Sessions / Block <sup>4</sup>	10.5	9.4	10.1
Different Activities	19	23	29
<b>Visits<sup>1</sup></b>	<b>29,166</b>	<b>33,346</b>	<b>47,792</b>
% Female	43%	39%	47%
<b>Participants<sup>2</sup></b>	<b>1,082</b>	<b>1,122</b>	<b>1,384</b>
Total School Roll	2,700	2,728	2,783
% Participating	40%	41%	50%
<b>Deliverers<sup>5</sup></b>	<b>200</b>	<b>172</b>	<b>177</b>
% Volunteers	99%	99%	99%
Qualified Volunteers	90	69	88
Secondary Pupils	20	27	29
Total Deliverer Sessions <sup>6</sup>	4,975	4,809	6,835
Avg. Deliverers Sessions / Deliverers	24.9	28.0	38.6
<b>School Club Links</b>	<b>205</b>	<b>209</b>	<b>241</b>
Schools with at least one link	25	24	24
Clubs with at least one link	33	39	48

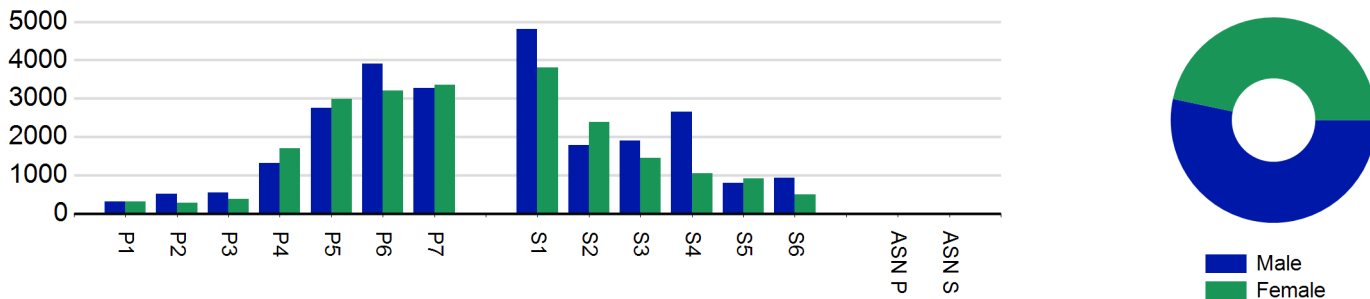
1. Visits are the number of times pupils have attended activities. These figures do not represent the participant figure, and instead should only be taken as indicative of participation.  
 2. Participants are pupils who have attended at least one session of Active Schools supported activity across the selected year/term (whether this was in a single or multiple school activity).  
 3. Activities are recorded in ASMO as 'blocks' which are made up of a group of 'sessions'.  
 4. The Avg Sessions / Blocks figure shows the average number of sessions within a block.  
 5. Deliverers are people who have delivered at least one session of Active Schools supported activity across the selected year/term.  
 6. Deliverer Sessions are the 'visits' deliverers have made to activities. These figures do not represent the total deliverer figure, and should only be taken as indicative of delivery. Deliverer information is only available at the local authority level.  
 7. School Roll details are taken from the Pupil Census as at September of the Academic Year. Summaries available at <http://www.gov.scot/topics/statistics/browse/school-education/datasets>  
 8. Participant data collection 2011 onwards.



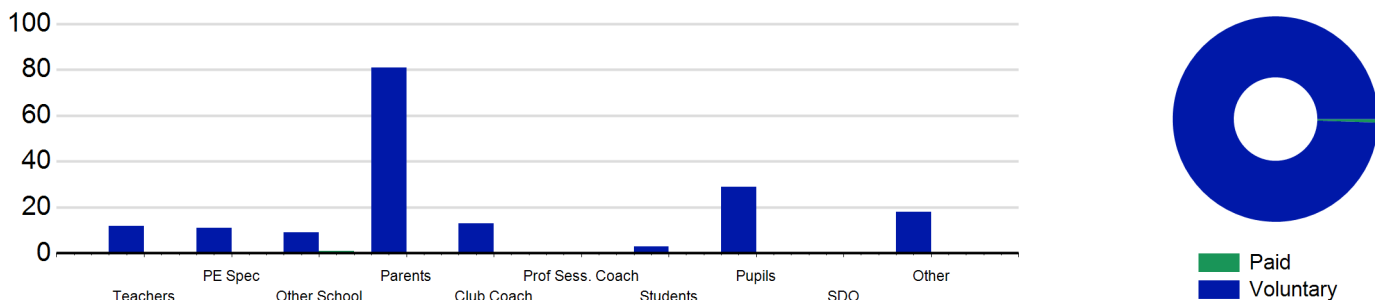
### Visits<sub>1</sub> by School Type



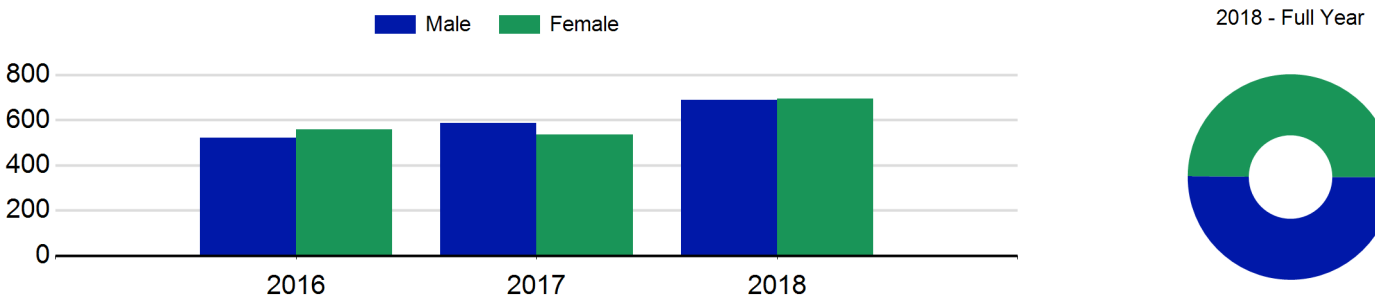
### Visits<sub>1</sub> by Year Group and Sex



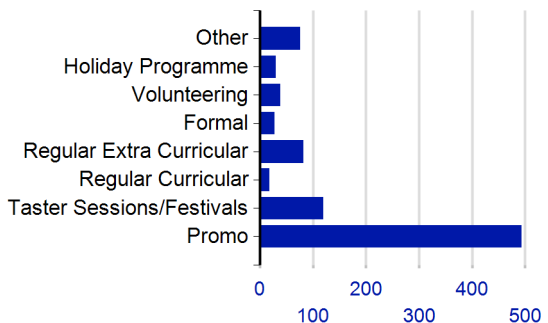
### Deliverers



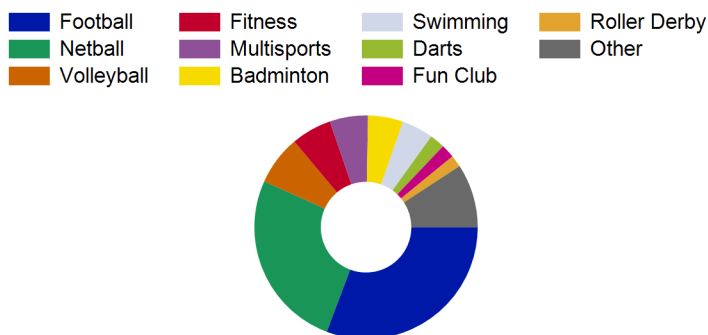
### Participants<sub>2</sub> by Sex



### School/Club Links



### Top 10 Activities. by Visits<sub>1</sub>





# Term Report: Orkney Islands Council

Academic Year : 2018/19, Term(s) : Full Year

Sport for Life

**sportscotland**  
the national agency for sport

## Visits<sup>1</sup> by Year Group and Sex

	Male	Female
<b>P1</b>	308	306
<b>P2</b>	505	277
<b>P3</b>	554	386
<b>P4</b>	1,308	1,696
<b>P5</b>	2,755	2,981
<b>P6</b>	3,908	3,206
<b>P7</b>	3,269	3,349
<b>S1</b>	4,813	3,799
<b>S2</b>	1,781	2,394
<b>S3</b>	1,896	1,455
<b>S4</b>	2,651	1,049
<b>S5</b>	792	919
<b>S6</b>	935	500

**ASN P****ASN S**

<b>Total</b>	<b>25,475</b>	<b>22,317</b>
--------------	---------------	---------------

## Participants<sup>2</sup> by Sex

<b>Male</b>	690
<b>Female</b>	694
<b>Total</b>	<b>1,384</b>

## Deliverers<sup>5</sup> by Type

	Paid	Voluntary
<b>Teachers</b>	0	12
<b>PE Spec</b>	0	11
<b>Other School</b>	1	9
<b>Parents</b>	0	81
<b>Club Coach</b>	0	13
<b>Prof Sess. Coach</b>	0	0
<b>Students</b>	0	3
<b>Pupils</b>	0	29
<b>SDO</b>	0	0
<b>Other</b>	0	18
<b>Total</b>	<b>1</b>	<b>176</b>

