

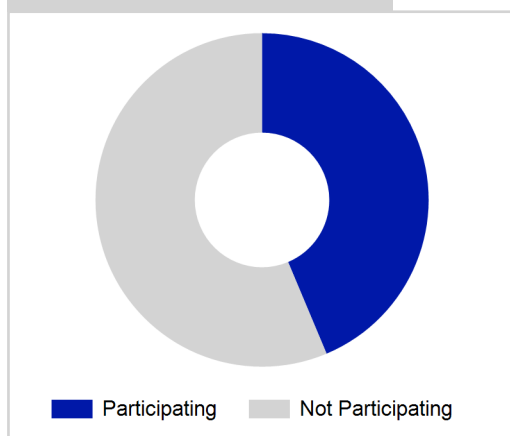
Term Report: East Dunbartonshire Council

Academic Year : 2017/18, Term(s) : Full Year

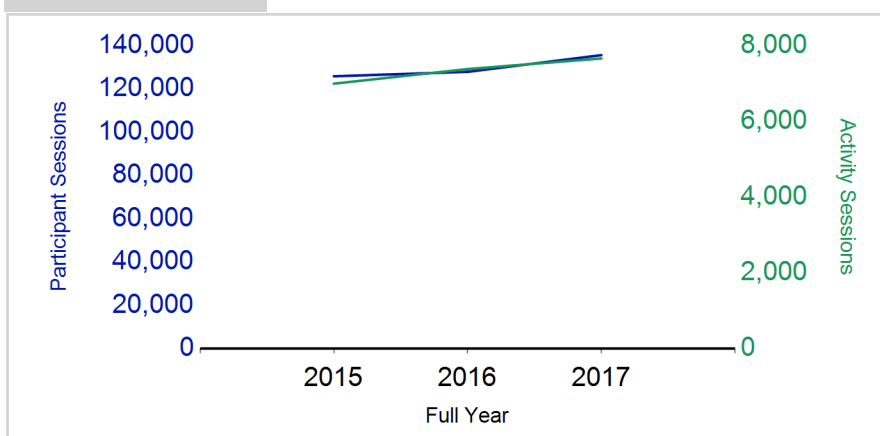
Putting sport first

sportscotland
the national agency for sport

% School Roll Participating



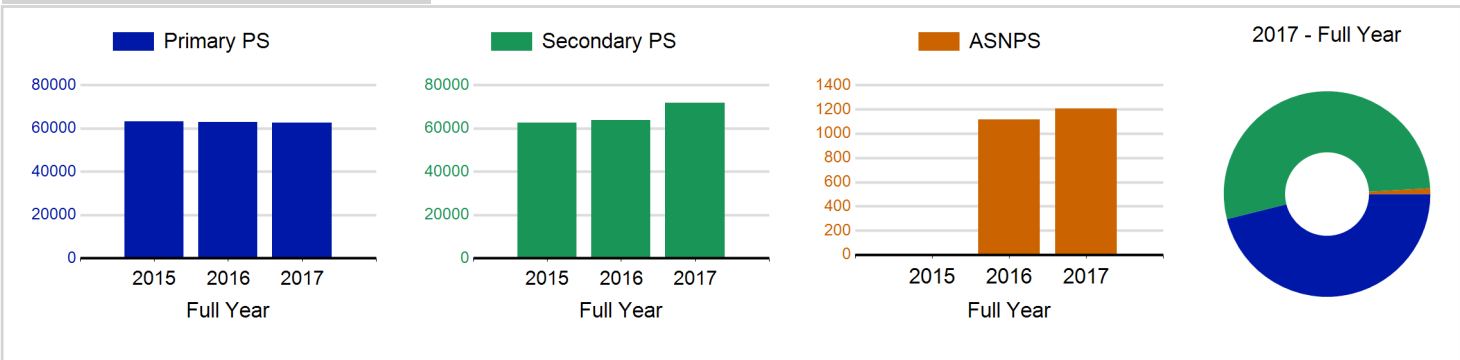
Participant Sessions¹



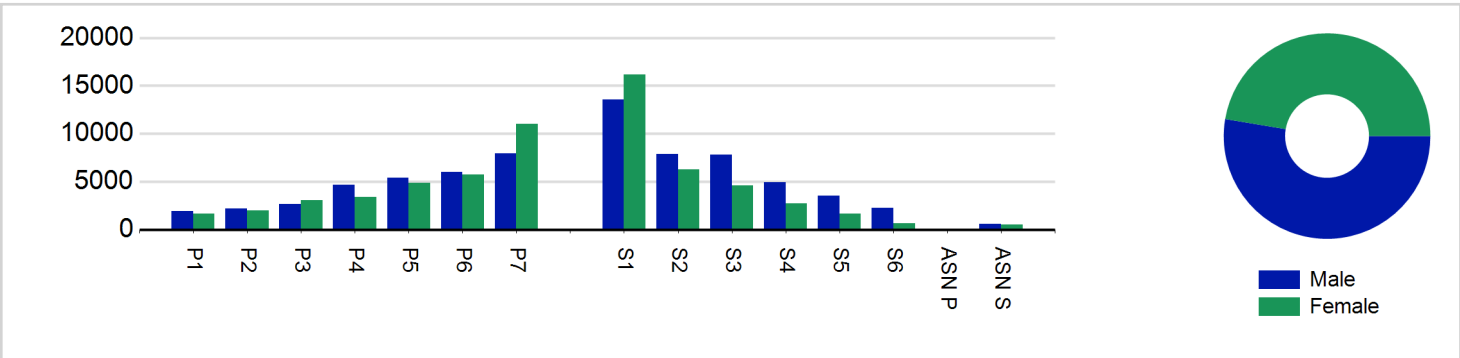
	2015 Full Year	2016 Full Year	2017 Full Year
Activity Sessions	6,993	7,379	7,659
% Purely voluntary	76%	77%	79%
Activity Session Blocks ³	831	950	959
Avg. Activity Sessions / Block ⁴	8.4	7.8	8.0
Different Activities	38	46	41
Participant Sessions¹	125,801	127,846	135,582
% Female	49%	49%	47%
Distinct Participants²	6,751	7,297	7,208
Total School Roll	16,018	16,056	16,332
% Participating	42%	45%	44%
Distinct Deliverers⁵	620	676	675
% Volunteers	87%	85%	86%
Qualified Volunteers	253	274	291
Secondary Pupils	172	210	202
Total Deliverer Sessions ⁶	14,119	15,953	15,304
Avg. Deliverers Sessions / Deliverers	22.8	23.6	22.7
School Club Links	235	372	362
Schools with at least one link	44	45	41
Clubs with at least one link	49	59	70

1. Participant Sessions are the 'visits' pupils have made to activities. These figures do not represent the distinct pupils, and should only be taken as indicative of participation.
 2. Distinct participants are pupils who have attended at least one session of Active Schools supported activity across the selected year/term (whether this was in a single or multiple school activity).
 3. Activities are recorded in ASMO as 'Activity Session Blocks' which describe a group who meet to take part in an activity.
 4. The Average Activity Sessions/Block figure shows the average length of a block (i.e. how many weeks did the average block run for?)
 5. Distinct Deliverers are deliverers who have delivered at least one session of Active Schools supported activity across the selected year/term.
 6. Deliverer Sessions are the 'visits' deliverers have made to activities. These figures do not represent the distinct deliverers, and should only be taken as indicative of delivery. Distinct deliverer information is only available at the local authority level.
 7. School Roll details are taken from the Pupil Census as at September of the Academic Year. Summaries available at <http://www.gov.scot/topics/statistics/browse/school-education/datasets>
 8. Distinct Participant data collection 2011 onwards

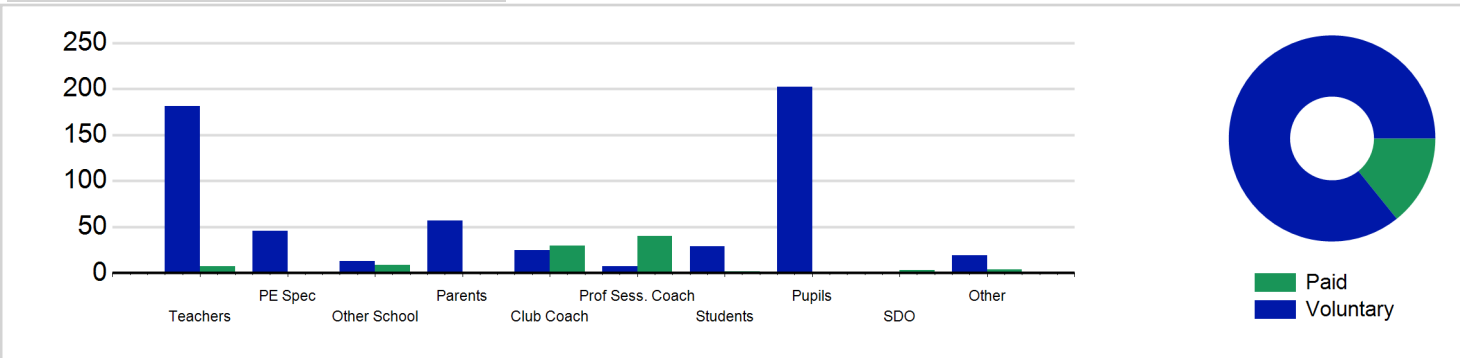
Participant Sessions¹ by School Type



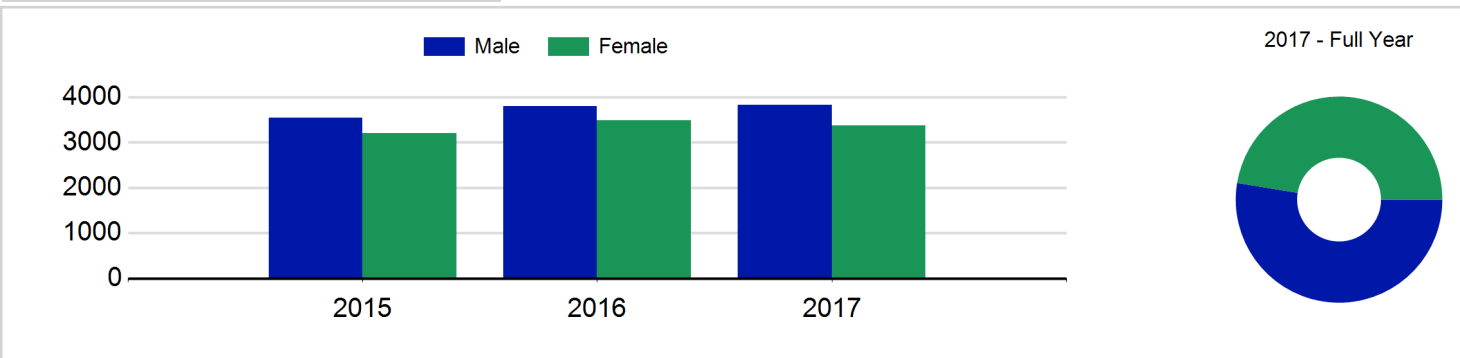
Participant Sessions¹ by Year Group and Gender



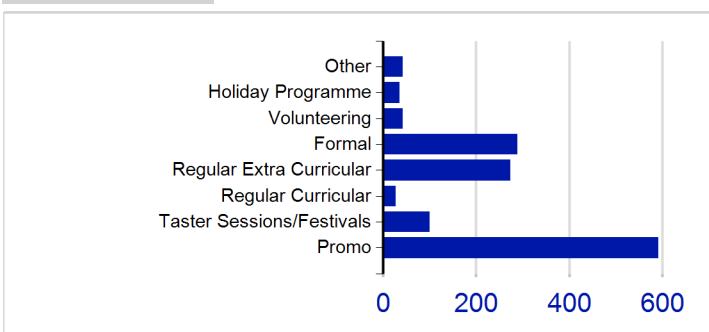
Distinct Deliverers



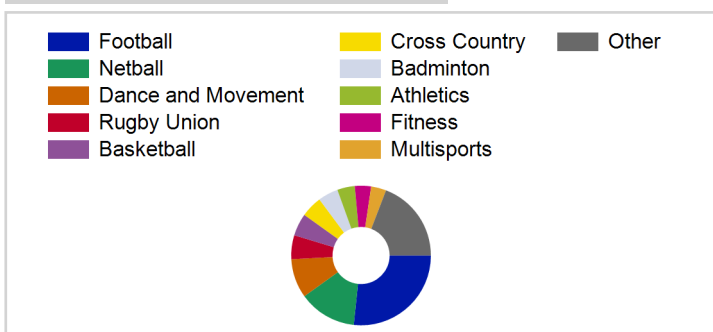
Distinct Participants² by Gender



School/Club Links



Top 10 Activities. by Participant Sessions¹



Term Report: East Dunbartonshire Council

Academic Year : 2017/18, Term(s) : Full Year

Putting sport first

sportscotland
the national agency for sport

Participant Sessions¹ by Year Group and Gender

	Male	Female
P1	1,912	1,660
P2	2,176	1,990
P3	2,660	3,046
P4	4,681	3,410
P5	5,425	4,852
P6	5,974	5,761
P7	7,924	10,986
S1	13,531	16,132
S2	7,875	6,258
S3	7,825	4,572
S4	4,912	2,745
S5	3,547	1,617
S6	2,277	627
ASN P	66	46
ASN S	604	491
Total	71,389	64,193

Distinct Deliverers⁵ by Type

	Paid	Voluntary
Teachers	7	181
PE Spec		46
Other School	9	13
Parents	1	57
Club Coach	30	25
Prof Sess. Coach	40	7
Students	2	29
Pupils		202
SDO	3	
Other	4	19
Total	96	579

Distinct Participants² by Gender

Male	3,830
Female	3,378
Total	7,208