

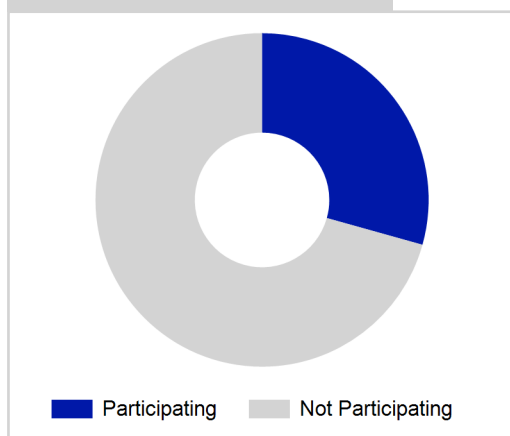
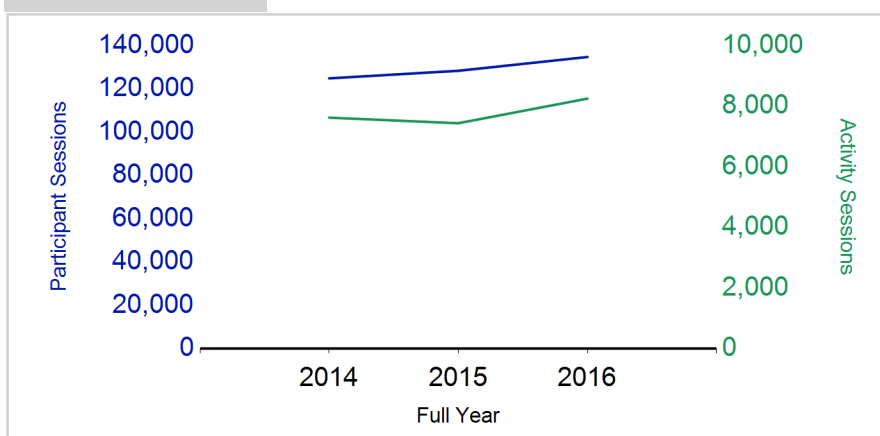
Term Report: West Lothian Council

Academic Year : 2016/2017, Term(s) : Full Year

Putting sport first

sportscotland
 the national agency for sport

% School Roll Participating

Participant Sessions¹

	2014 Full Year	2015 Full Year	2016 Full Year
Activity Sessions	7,621	7,437	8,249
% Purely voluntary	75%	71%	65%
Activity Session Blocks ³	924	930	1026
Avg. Activity Sessions / Block ⁴	8.2	8.0	8.0
Different Activities	46	47	49
Participant Sessions¹	124,831	128,327	134,709
% Female	47%	47%	51%
Distinct Participants²	7,106	7,710	8,556
Total School Roll	26,273	26,561	26,562
% Participating	27%	29%	32%
Distinct Deliverers⁵	541	589	590
% Volunteers	90%	88%	87%
Qualified Volunteers	204	175	265
Secondary Pupils	116	139	154
Total Deliverer Sessions ⁶	12,647	11,968	13,609
Avg. Deliverers Sessions / Deliverers	23.4	20.3	23.1
School Club Links	678	848	852
Schools with at least one link	80	80	81
Clubs with at least one link	77	81	78

1. Participant Sessions are the 'visits' pupils have made to activities. These figures do not represent the distinct pupils, and should only be taken as indicative of participation.

2. Distinct participants are pupils who have attended at least one session of Active Schools supported activity across the selected year/term (whether this was in a single or multiple school activity).

3. Activities are recorded in ASMO as 'Activity Session Blocks' which describe a group who meet to take part in an activity.

4. The Average Activity Sessions/Block figure shows the average length of a block (i.e. how many weeks did the average block run for?)

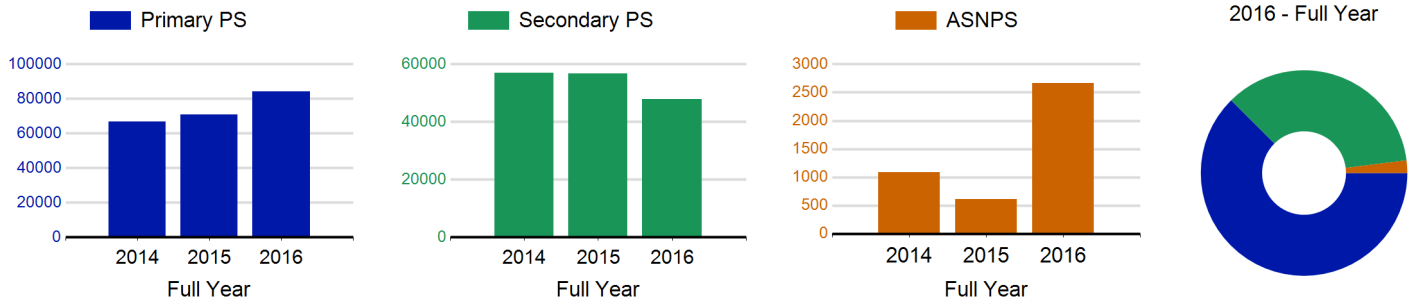
5. Distinct Deliverers are deliverers who have delivered at least one session of Active Schools supported activity across the selected year/term.

6. Deliverer Sessions are the 'visits' deliverers have made to activities. These figures do not represent the distinct deliverers, and should only be taken as indicative of delivery. Distinct deliverer information is only available at the local authority level.

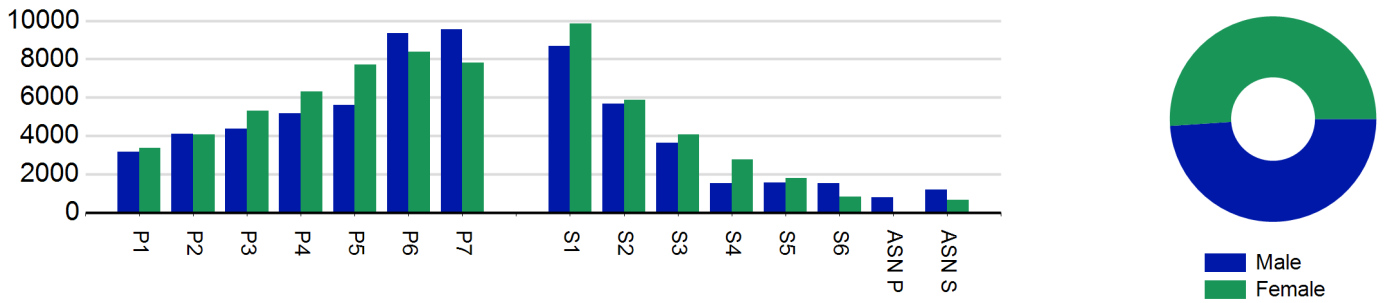
7. School Roll details are taken from the Pupil Census as at September of the Academic Year. Summaries available at <http://www.gov.scot/topics/statistics/browse/school-education/datasets>

8. Distinct Participant data collection 2011 onwards

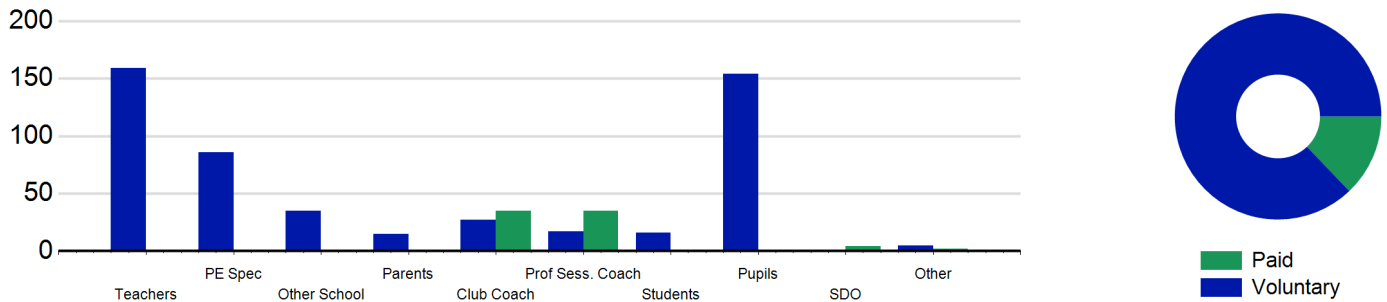
Participant Sessions¹ by School Type



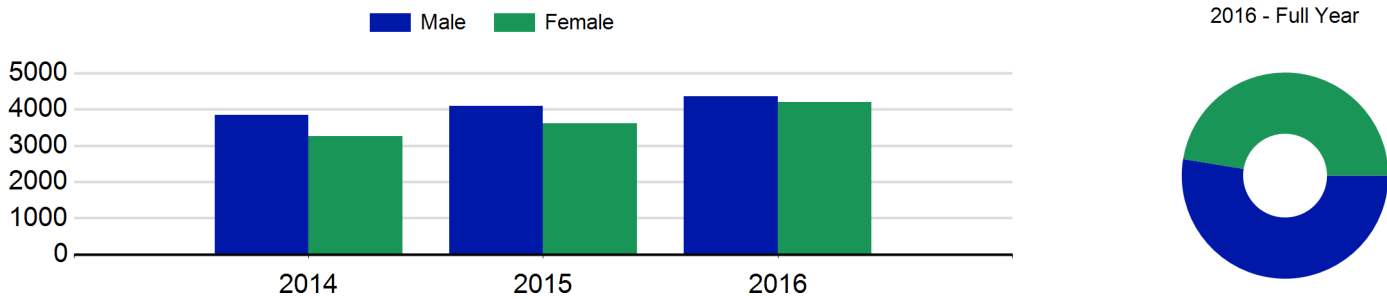
Participant Sessions¹ by Year Group and Gender



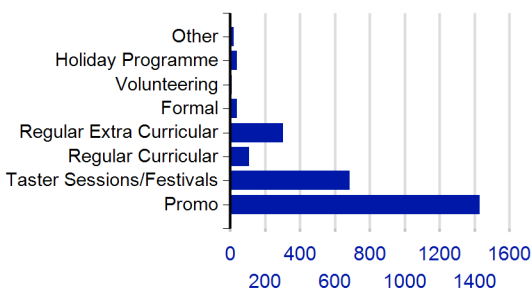
Distinct Deliverers



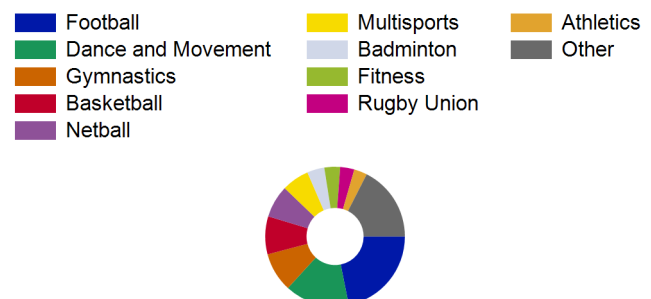
Distinct Participants² by Gender



School/Club Links



Top 10 Activities. by Participant Sessions¹



Term Report: West Lothian Council

Academic Year : 2016/2017, Term(s) : Full Year

Putting sport first

sportscotland
the national agency for sport

Participant Sessions¹ by Year Group and Gender

	Male	Female
P1	3,174	3,361
P2	4,092	4,059
P3	4,354	5,306
P4	5,172	6,315
P5	5,619	7,728
P6	9,337	8,372
P7	9,539	7,800
S1	8,701	9,854
S2	5,668	5,882
S3	3,625	4,062
S4	1,532	2,755
S5	1,571	1,793
S6	1,530	840
ASN P	803	
ASN S	1,201	664
Total	65,918	68,791

Distinct Deliverers² by Type

	Paid	Voluntary
Teachers		159
PE Spec		86
Other School		35
Parents		15
Club Coach	35	27
Prof Sess. Coach	35	17
Students		16
Pupils		154
SDO	4	
Other	2	5
Total	76	514

Distinct Participants² by Gender

Male	4,359
Female	4,197
Total	8,556