

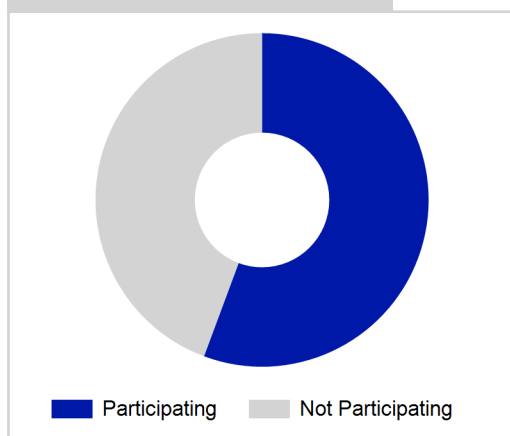
Term Report: Scottish Borders Council

Academic Year : 2016/2017, Term(s) : Full Year

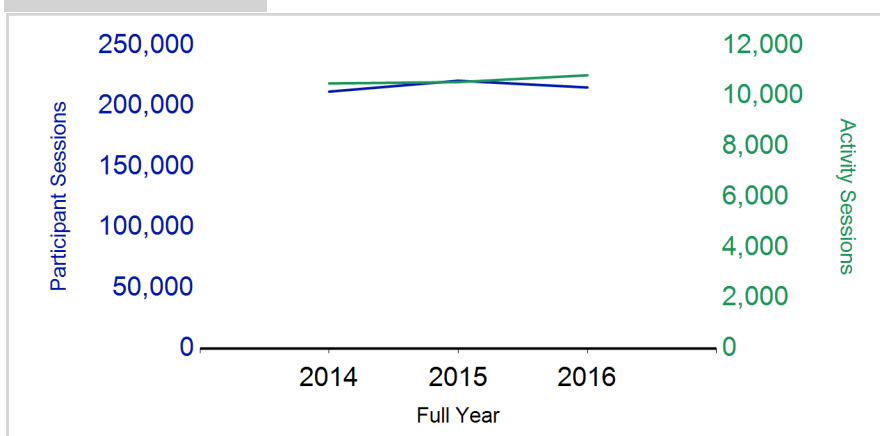
Putting sport first

sportscotland
 the national agency for sport

% School Roll Participating



Participant Sessions¹



	2014 Full Year	2015 Full Year	2016 Full Year
Activity Sessions	10,499	10,553	10,822
% Purely voluntary	65%	60%	64%
Activity Session Blocks ³	1097	1225	1205
Avg. Activity Sessions / Block ⁴	9.6	8.6	9.0
Different Activities	51	52	46
Participant Sessions¹	211,962	220,963	215,377
% Female	49%	49%	52%
Distinct Participants²	7,911	8,215	8,155
Total School Roll	14,553	14,527	14,527
% Participating	54%	57%	56%
Distinct Deliverers⁵	756	804	771
% Volunteers	88%	84%	87%
Qualified Volunteers	361	330	412
Secondary Pupils	144	194	192
Total Deliverer Sessions ⁶	22,117	25,668	25,590
Avg. Deliverers Sessions / Deliverers	29.3	31.9	33.2
School Club Links	853	945	823
Schools with at least one link	72	70	70
Clubs with at least one link	134	134	125

1. Participant Sessions are the 'visits' pupils have made to activities. These figures do not represent the distinct pupils, and should only be taken as indicative of participation.

2. Distinct participants are pupils who have attended at least one session of Active Schools supported activity across the selected year/term (whether this was in a single or multiple school activity).

3. Activities are recorded in ASMO as 'Activity Session Blocks' which describe a group who meet to take part in an activity.

4. The Average Activity Sessions/Block figure shows the average length of a block (i.e. how many weeks did the average block run for?)

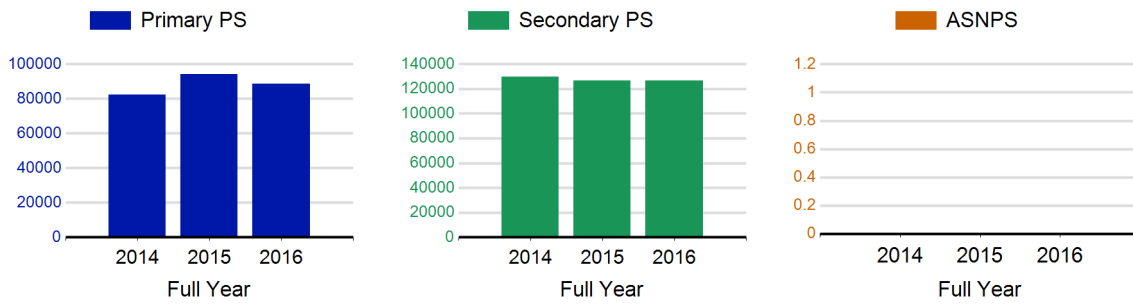
5. Distinct Deliverers are deliverers who have delivered at least one session of Active Schools supported activity across the selected year/term.

6. Deliverer Sessions are the 'visits' deliverers have made to activities. These figures do not represent the distinct deliverers, and should only be taken as indicative of delivery. Distinct deliverer information is only available at the local authority level.

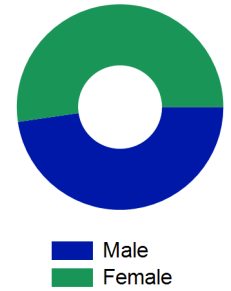
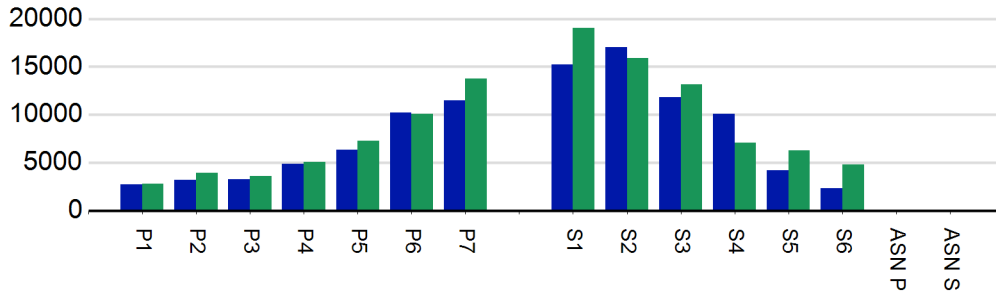
7. School Roll details are taken from the Pupil Census as at September of the Academic Year. Summaries available at <http://www.gov.scot/topics/statistics/browse/school-education/datasets>

8. Distinct Participant data collection 2011 onwards

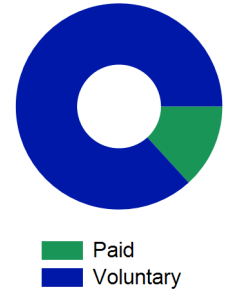
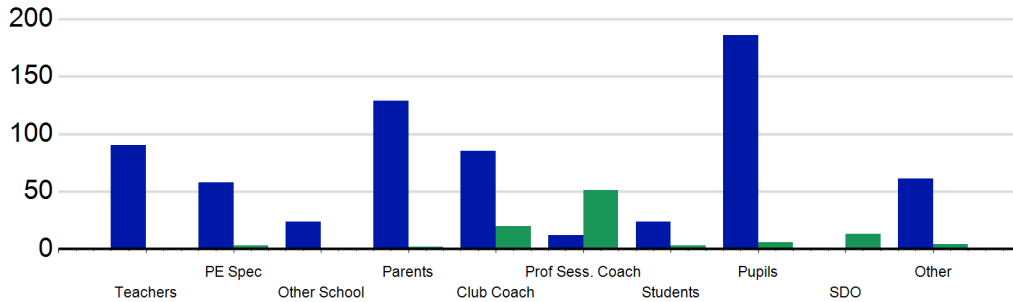
Participant Sessions¹ by School Type



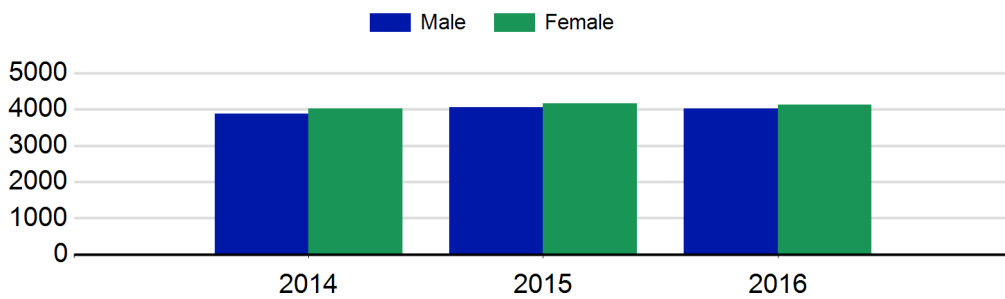
Participant Sessions¹ by Year Group and Gender



Distinct Deliverers



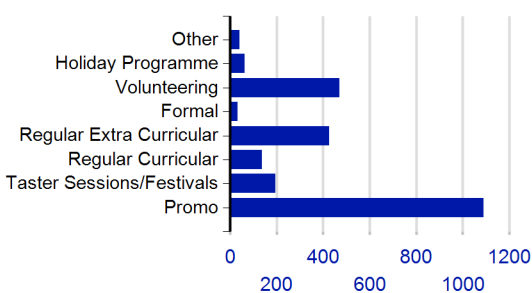
Distinct Participants² by Gender



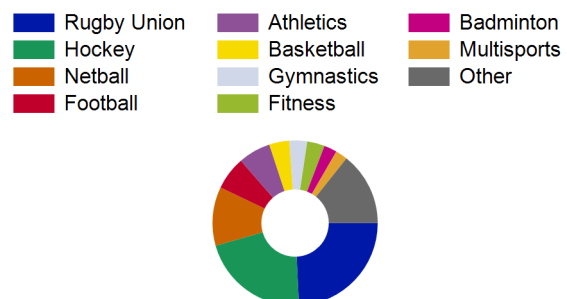
2016 - Full Year



School/Club Links



Top 10 Activities. by Participant Sessions¹



Term Report: Scottish Borders Council

Academic Year : 2016/2017, Term(s) : Full Year

Putting sport first

sportscotland
the national agency for sport

Participant Sessions¹ by Year Group and Gender

	Male	Female
P1	2,740	2,767
P2	3,164	3,918
P3	3,246	3,569
P4	4,847	5,072
P5	6,329	7,294
P6	10,205	10,090
P7	11,472	13,760
S1	15,246	19,031
S2	17,039	15,920
S3	11,837	13,150
S4	10,080	7,057
S5	4,198	6,234
S6	2,317	4,795
ASN P		
ASN S		
Total	102,720	112,657

Distinct Deliverers⁵ by Type

	Paid	Voluntary
Teachers		90
PE Spec	3	58
Other School		24
Parents	2	129
Club Coach	20	85
Prof Sess. Coach	51	12
Students	3	24
Pupils	6	186
SDO	13	
Other	4	61
Total	102	669

Distinct Participants² by Gender

Male	4,026
Female	4,129
Total	8,155