

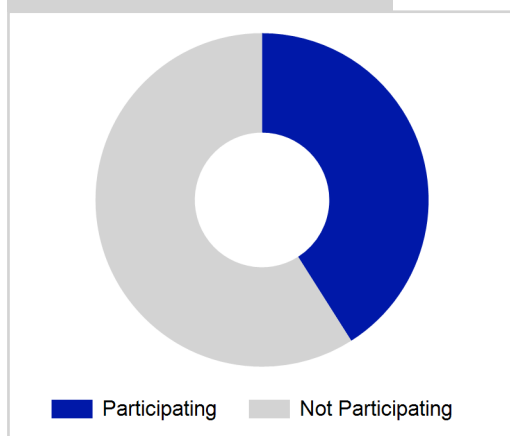
Term Report: Orkney Islands Council

Academic Year : 2016/2017, Term(s) : Full Year

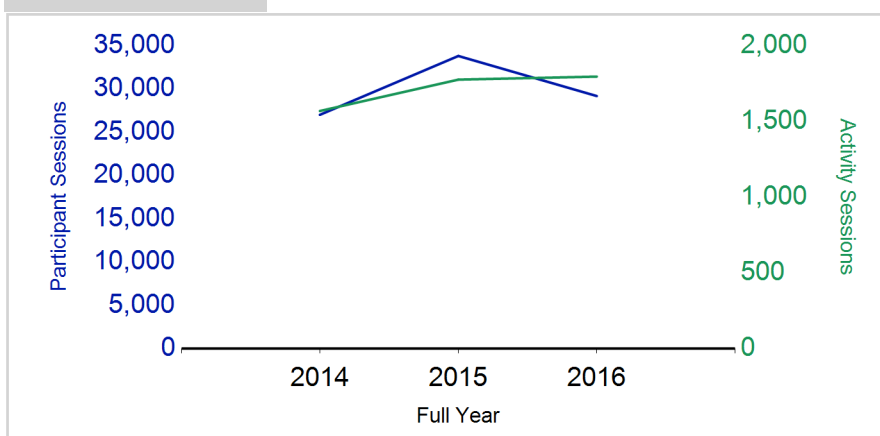
Putting sport first

sportscotland
 the national agency for sport

% School Roll Participating



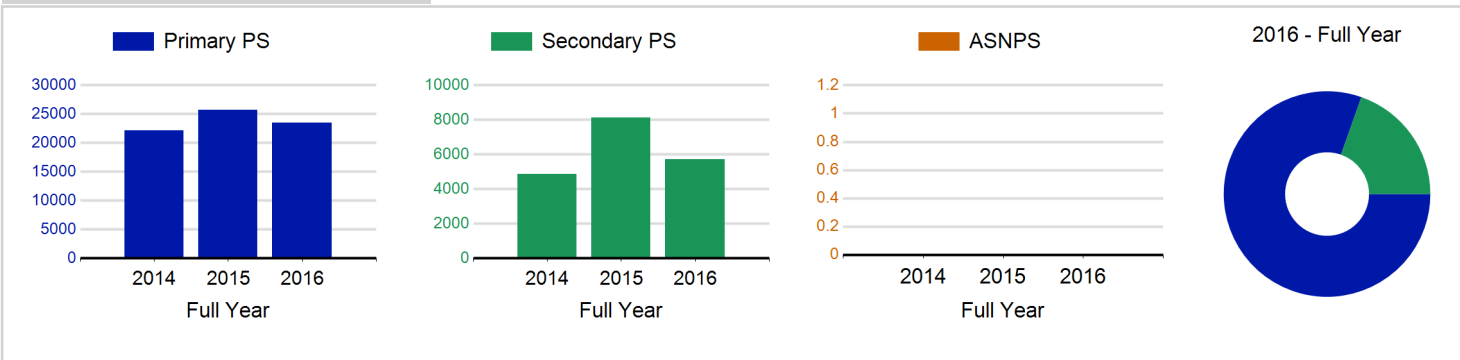
Participant Sessions¹



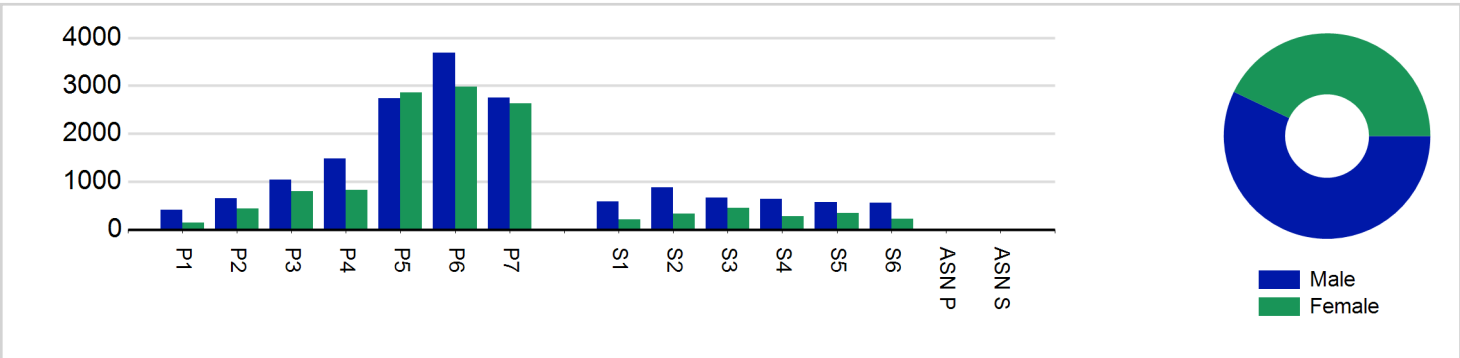
	2014 Full Year	2015 Full Year	2016 Full Year
Activity Sessions	1,568	1,775	1,795
% Purely voluntary	93%	91%	99%
Activity Session Blocks ³	156	161	171
Avg. Activity Sessions / Block ⁴	10.1	11.0	10.5
Different Activities	24	22	19
Participant Sessions¹	26,996	33,795	29,166
% Female	40%	42%	43%
Distinct Participants²	1,043	1,133	1,082
Total School Roll	2,662	2,665	2,665
% Participating	39%	43%	41%
Distinct Deliverers⁵	154	160	200
% Volunteers	95%	99%	99%
Qualified Volunteers	45	60	90
Secondary Pupils	17	11	20
Total Deliverer Sessions ⁶	4,353	5,277	4,975
Avg. Deliverers Sessions / Deliverers	28.3	33.0	24.9
School Club Links	139	133	205
Schools with at least one link	21	25	25
Clubs with at least one link	18	18	33

1. Participant Sessions are the 'visits' pupils have made to activities. These figures do not represent the distinct pupils, and should only be taken as indicative of participation.
 2. Distinct participants are pupils who have attended at least one session of Active Schools supported activity across the selected year/term (whether this was in a single or multiple school activity).
 3. Activities are recorded in ASMO as 'Activity Session Blocks' which describe a group who meet to take part in an activity.
 4. The Average Activity Sessions/Block figure shows the average length of a block (i.e. how many weeks did the average block run for?)
 5. Distinct Deliverers are deliverers who have delivered at least one session of Active Schools supported activity across the selected year/term.
 6. Deliverer Sessions are the 'visits' deliverers have made to activities. These figures do not represent the distinct deliverers, and should only be taken as indicative of delivery. Distinct deliverer information is only available at the local authority level.
 7. School Roll details are taken from the Pupil Census as at September of the Academic Year. Summaries available at <http://www.gov.scot/topics/statistics/browse/school-education/datasets>
 8. Distinct Participant data collection 2011 onwards

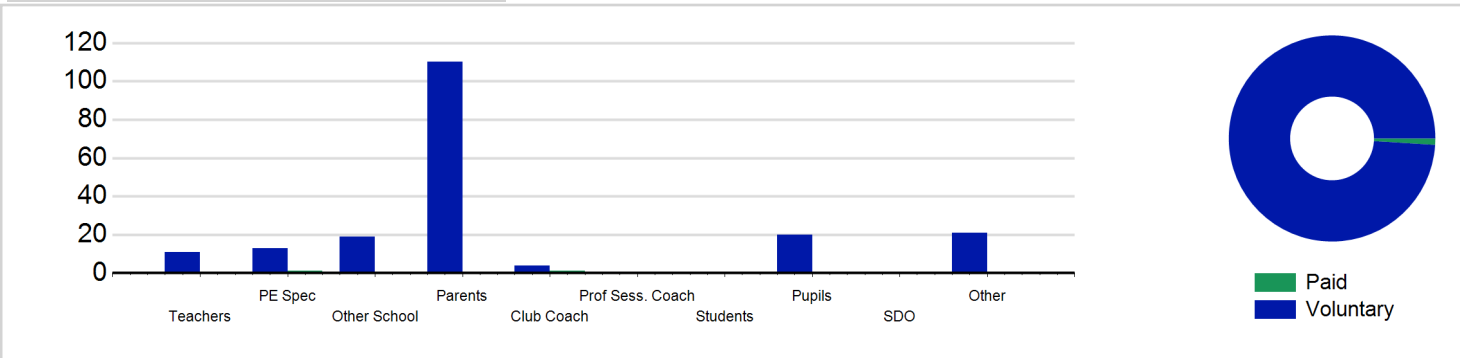
Participant Sessions¹ by School Type



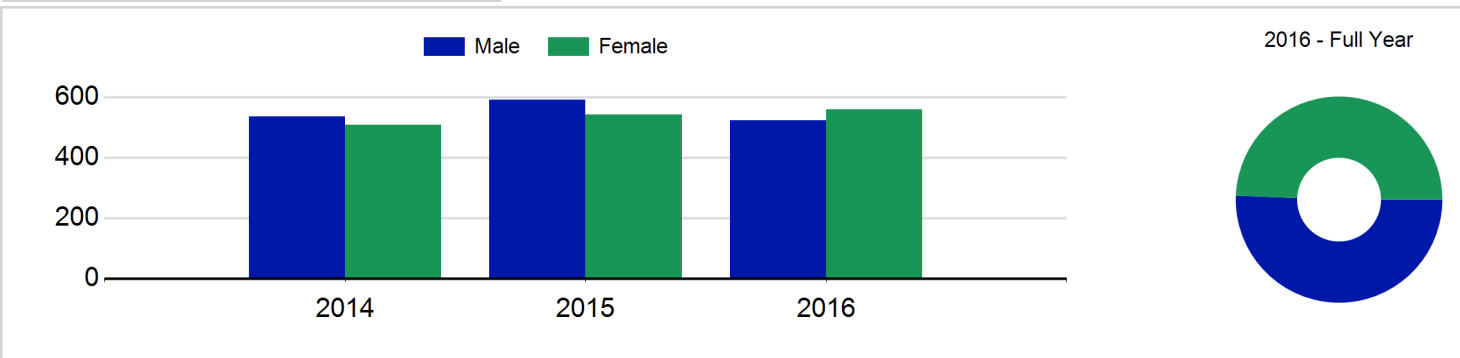
Participant Sessions¹ by Year Group and Gender



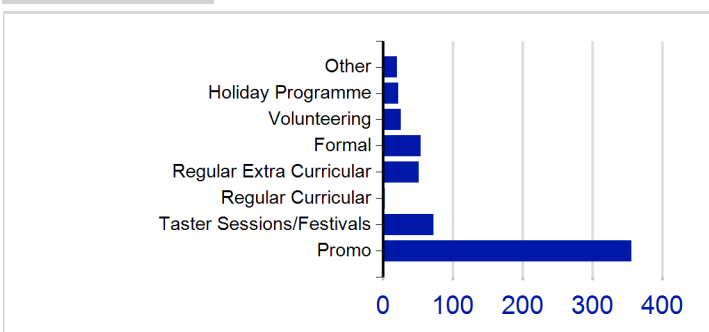
Distinct Deliverers



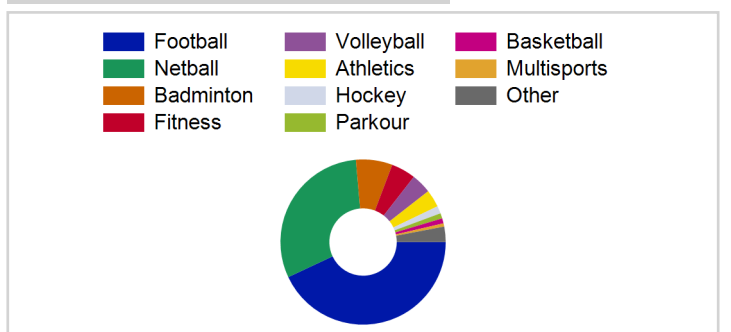
Distinct Participants² by Gender



School/Club Links



Top 10 Activities. by Participant Sessions¹



Term Report: Orkney Islands Council

Academic Year : 2016/2017, Term(s) : Full Year

Putting sport first

sportscotland
the national agency for sport

Participant Sessions¹ by Year Group and Gender

	Male	Female
P1	407	148
P2	653	438
P3	1,034	795
P4	1,487	829
P5	2,743	2,854
P6	3,688	2,985
P7	2,749	2,636
S1	590	213
S2	880	326
S3	658	450
S4	636	275
S5	572	346
S6	552	222
ASN P		
ASN S		
Total	16,649	12,517

Distinct Deliverers⁵ by Type

	Paid	Voluntary
Teachers		11
PE Spec	1	13
Other School		19
Parents		110
Club Coach	1	4
Prof Sess. Coach		
Students		
Pupils		20
SDO		
Other		21
Total	2	198

Distinct Participants² by Gender

Male	523
Female	559
Total	1,082