

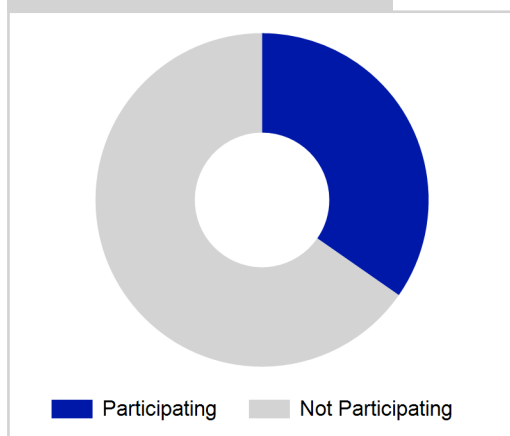
Term Report: North Ayrshire Council

Academic Year : 2016/2017, Term(s) : Full Year

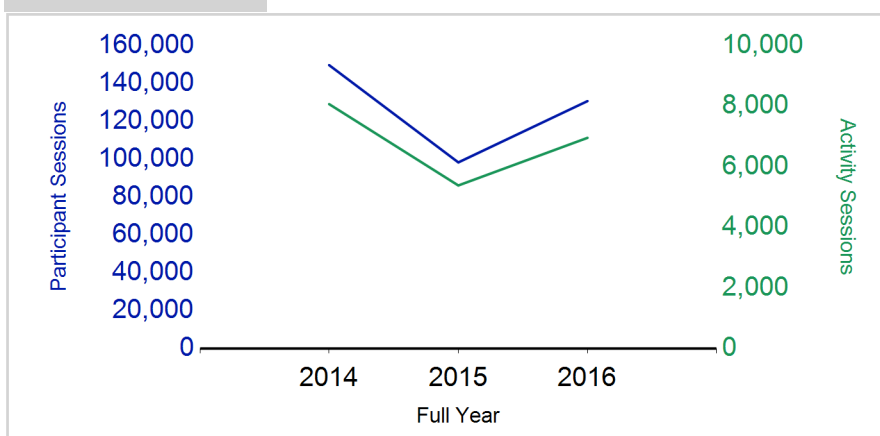
Putting sport first

sportscotland
 the national agency for sport

% School Roll Participating



Participant Sessions¹



	2014 Full Year	2015 Full Year	2016 Full Year
Activity Sessions	8,067	5,384	6,955
% Purely voluntary	77%	80%	88%
Activity Session Blocks ³	955	576	826
Avg. Activity Sessions / Block ⁴	8.4	9.3	8.4
Different Activities	48	45	55
Participant Sessions¹	149,661	98,315	130,677
% Female	43%	45%	44%
Distinct Participants²	6,813	5,458	6,665
Total School Roll	18,169	18,059	18,059
% Participating	37%	30%	37%
Distinct Deliverers⁵	602	271	488
% Volunteers	86%	96%	91%
Qualified Volunteers	280	124	232
Secondary Pupils	149	55	138
Total Deliverer Sessions ⁶	15,456	11,594	12,579
Avg. Deliverers Sessions / Deliverers	25.7	42.8	25.8
School Club Links	662	387	384
Schools with at least one link	63	54	60
Clubs with at least one link	97	73	68

1. Participant Sessions are the 'visits' pupils have made to activities. These figures do not represent the distinct pupils, and should only be taken as indicative of participation.

2. Distinct participants are pupils who have attended at least one session of Active Schools supported activity across the selected year/term (whether this was in a single or multiple school activity).

3. Activities are recorded in ASMO as 'Activity Session Blocks' which describe a group who meet to take part in an activity.

4. The Average Activity Sessions/Block figure shows the average length of a block (i.e. how many weeks did the average block run for?)

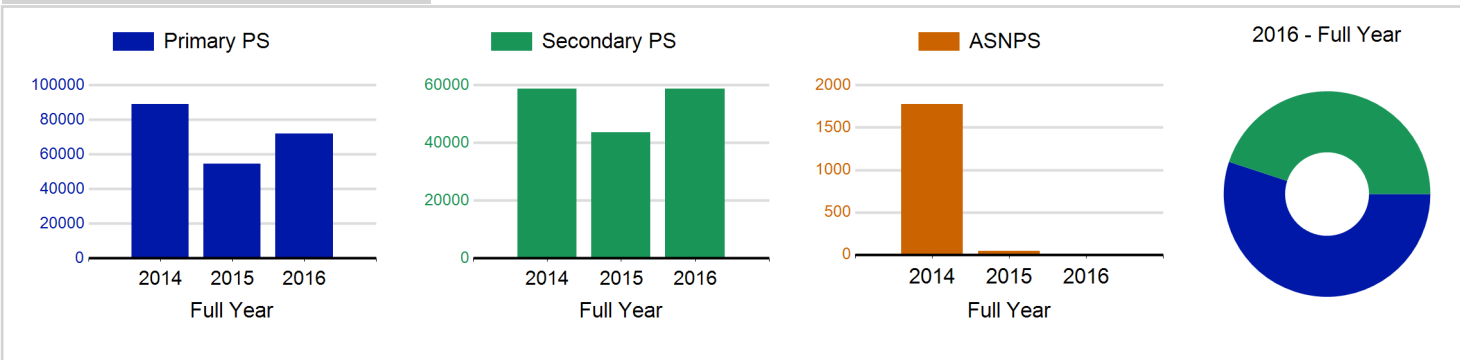
5. Distinct Deliverers are deliverers who have delivered at least one session of Active Schools supported activity across the selected year/term.

6. Deliverer Sessions are the 'visits' deliverers have made to activities. These figures do not represent the distinct deliverers, and should only be taken as indicative of delivery. Distinct deliverer information is only available at the local authority level.

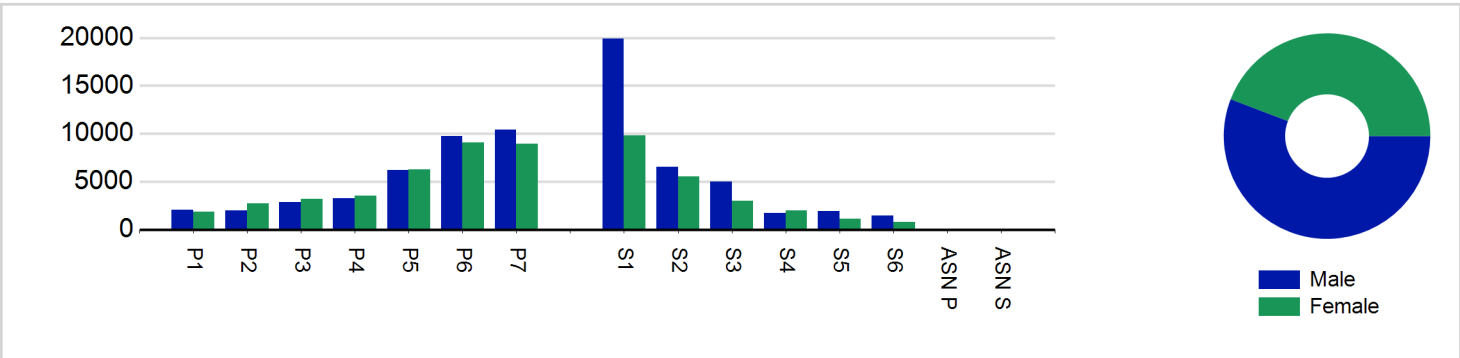
7. School Roll details are taken from the Pupil Census as at September of the Academic Year. Summaries available at <http://www.gov.scot/topics/statistics/browse/school-education/datasets>

8. Distinct Participant data collection 2011 onwards

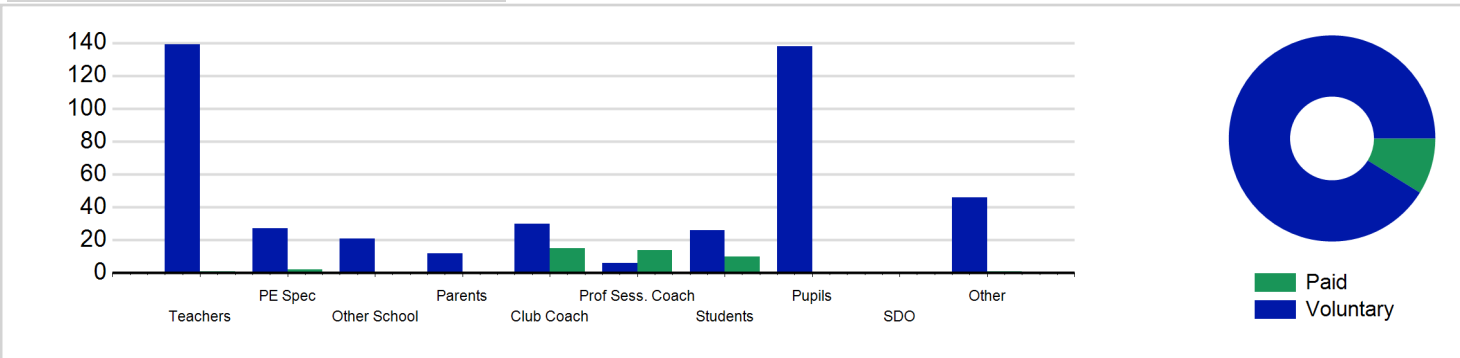
Participant Sessions¹ by School Type



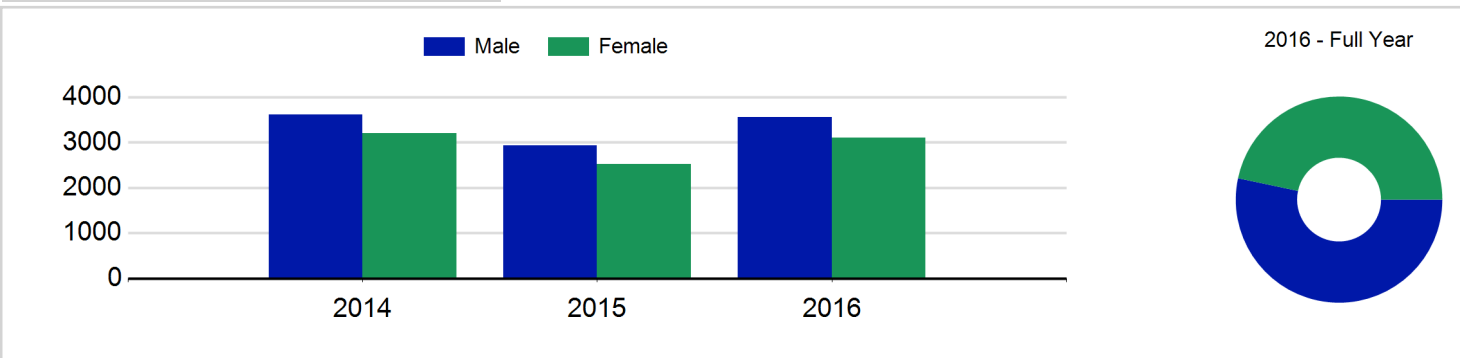
Participant Sessions¹ by Year Group and Gender



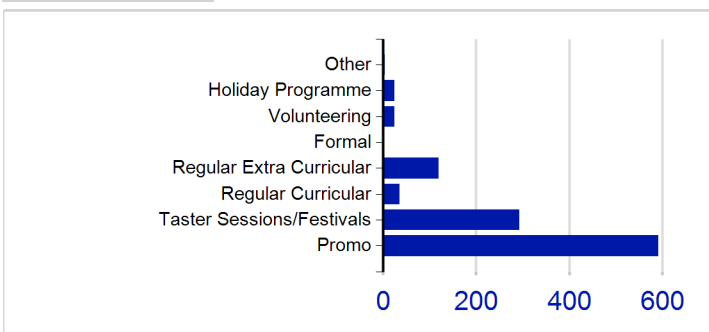
Distinct Deliverers



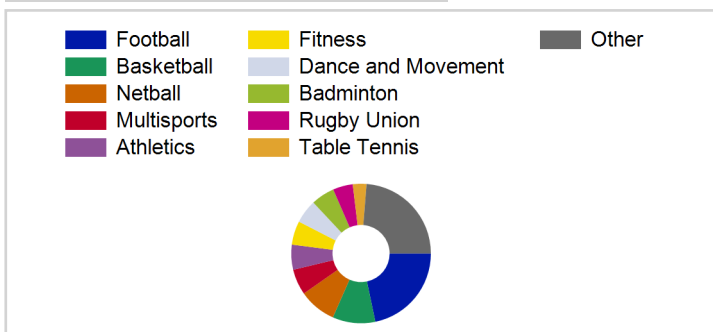
Distinct Participants² by Gender



School/Club Links



Top 10 Activities. by Participant Sessions¹



Term Report: North Ayrshire Council

Academic Year : 2016/2017, Term(s) : Full Year

Putting sport first

sportscotland
the national agency for sport

Participant Sessions¹ by Year Group and Gender

	Male	Female
P1	2,038	1,846
P2	1,998	2,692
P3	2,828	3,187
P4	3,269	3,548
P5	6,174	6,235
P6	9,768	9,045
P7	10,382	8,957
S1	19,902	9,781
S2	6,561	5,516
S3	5,022	2,955
S4	1,709	2,006
S5	1,889	1,132
S6	1,435	802
ASN P		
ASN S		
Total	72,975	57,702

Distinct Deliverers⁵ by Type

	Paid	Voluntary
Teachers	1	139
PE Spec	2	27
Other School		21
Parents		12
Club Coach	15	30
Prof Sess. Coach	14	6
Students	10	26
Pupils		138
SDO		
Other	1	46
Total	43	445

Distinct Participants² by Gender

Male	3,554
Female	3,111
Total	6,665