

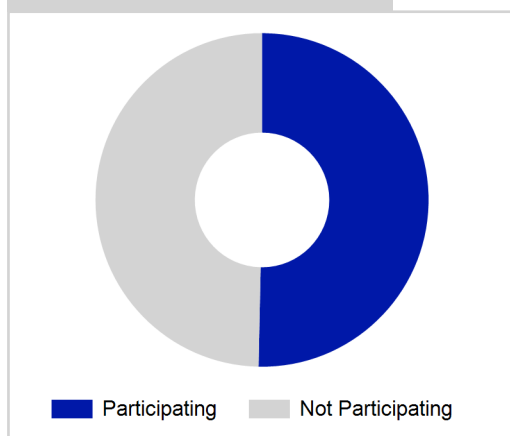
# Term Report: Highland Council

Academic Year : 2016/2017, Term(s) : Full Year

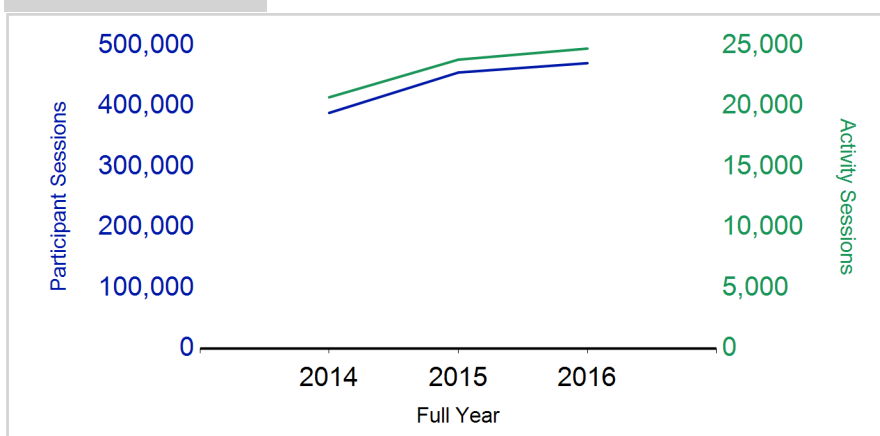
Putting sport first

**sportscotland**  
 the national agency for sport

## % School Roll Participating



## Participant Sessions<sup>1</sup>



	2014 Full Year	2015 Full Year	2016 Full Year
<b>Activity Sessions</b>	<b>20,728</b>	<b>23,836</b>	<b>24,749</b>
% Purely voluntary	79%	80%	82%
Activity Session Blocks <sup>3</sup>	2466	2774	2797
Avg. Activity Sessions / Block <sup>4</sup>	8.4	8.6	8.8
Different Activities	65	66	71
<b>Participant Sessions<sup>1</sup></b>	<b>388,821</b>	<b>455,470</b>	<b>470,903</b>
% Female	44%	44%	44%
<b>Distinct Participants<sup>2</sup></b>	<b>14,445</b>	<b>16,029</b>	<b>15,913</b>
Total School Roll	30,788	30,776	30,776
% Participating	47%	52%	52%
<b>Distinct Deliverers<sup>5</sup></b>	<b>1,588</b>	<b>1,611</b>	<b>1,608</b>
% Volunteers	94%	94%	95%
Qualified Volunteers	595	690	697
Secondary Pupils	399	548	593
Total Deliverer Sessions <sup>6</sup>	44,071	50,386	52,855
Avg. Deliverers Sessions / Deliverers	27.8	31.3	32.9
<b>School Club Links</b>	<b>1,504</b>	<b>1,625</b>	<b>1,550</b>
Schools with at least one link	200	201	199
Clubs with at least one link	213	238	231

1. Participant Sessions are the 'visits' pupils have made to activities. These figures do not represent the distinct pupils, and should only be taken as indicative of participation.

2. Distinct participants are pupils who have attended at least one session of Active Schools supported activity across the selected year/term (whether this was in a single or multiple school activity).

3. Activities are recorded in ASMO as 'Activity Session Blocks' which describe a group who meet to take part in an activity.

4. The Average Activity Sessions/Block figure shows the average length of a block (i.e. how many weeks did the average block run for?)

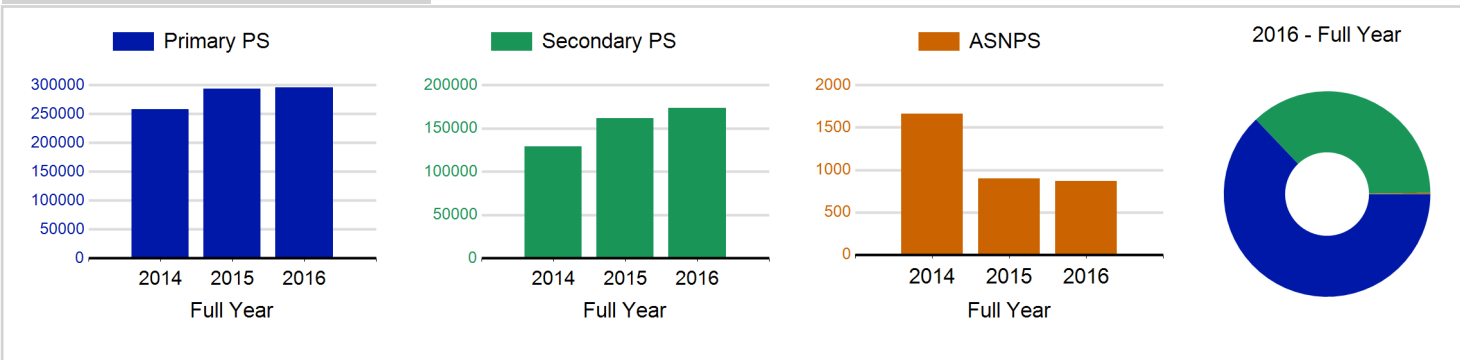
5. Distinct Deliverers are deliverers who have delivered at least one session of Active Schools supported activity across the selected year/term.

6. Deliverer Sessions are the 'visits' deliverers have made to activities. These figures do not represent the distinct deliverers, and should only be taken as indicative of delivery. Distinct deliverer information is only available at the local authority level.

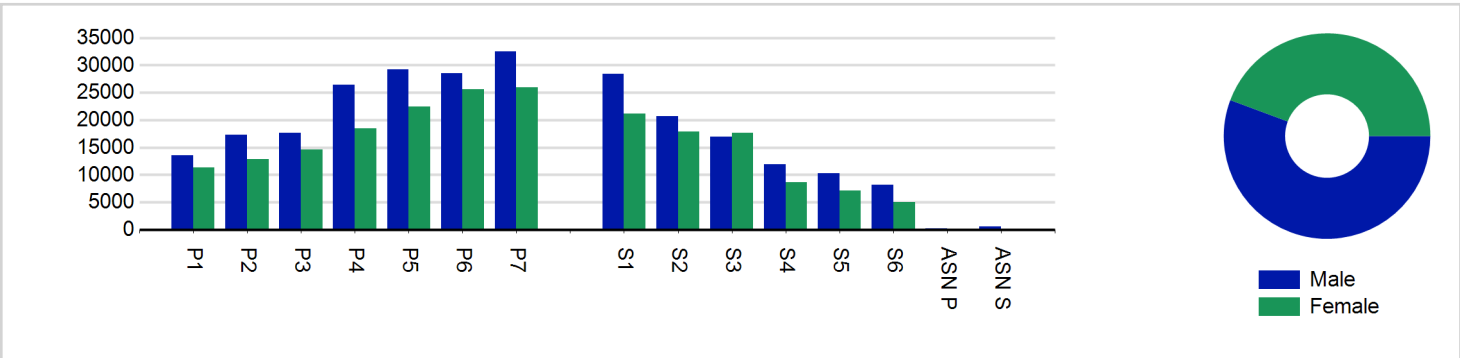
7. School Roll details are taken from the Pupil Census as at September of the Academic Year. Summaries available at <http://www.gov.scot/topics/statistics/browse/school-education/datasets>

8. Distinct Participant data collection 2011 onwards

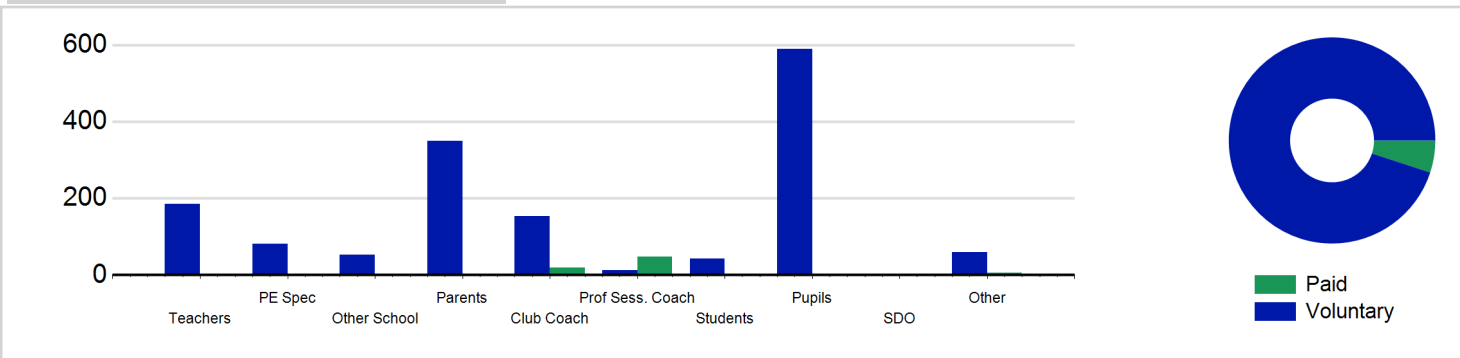
Participant Sessions<sup>1</sup> by School Type



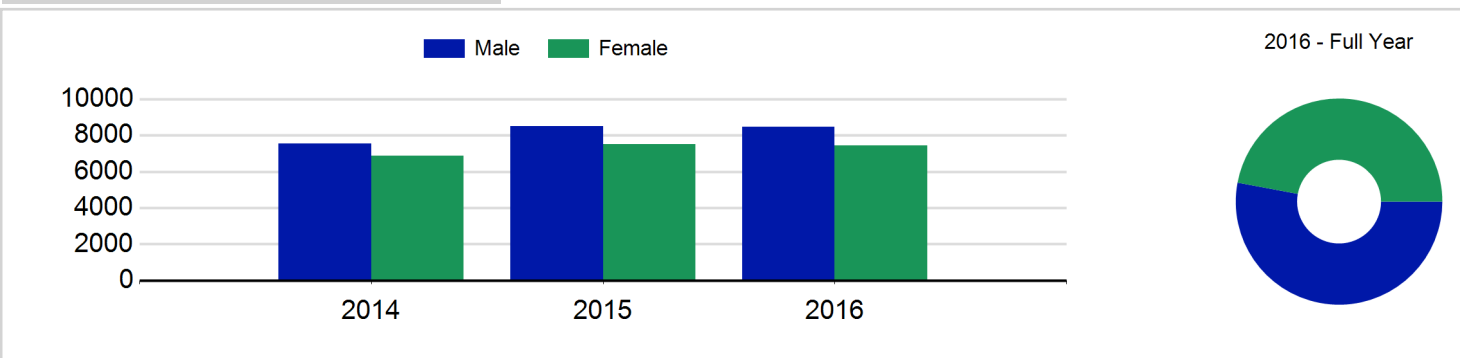
Participant Sessions<sup>1</sup> by Year Group and Gender



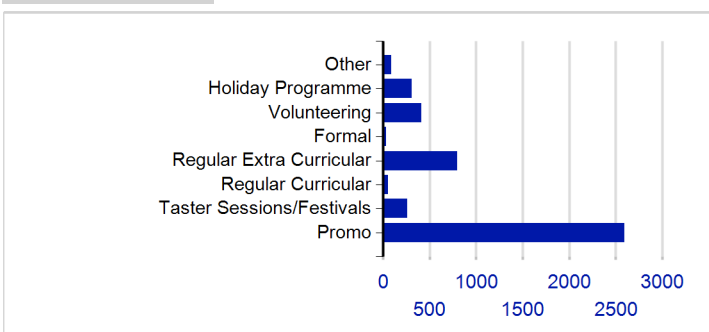
Distinct Deliverers



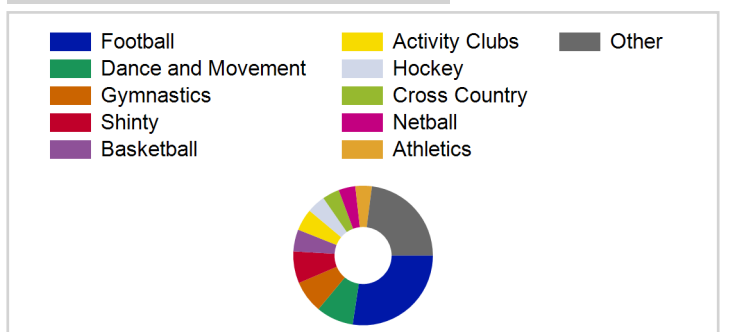
Distinct Participants<sup>2</sup> by Gender



School/Club Links



Top 10 Activities. by Participant Sessions<sup>1</sup>



# Term Report: Highland Council

Academic Year : 2016/2017, Term(s) : Full Year

Putting sport first

**sportscotland**  
the national agency for sport

## Participant Sessions<sup>1</sup> by Year Group and Gender

	Male	Female
<b>P1</b>	13,513	11,301
<b>P2</b>	17,317	12,821
<b>P3</b>	17,596	14,647
<b>P4</b>	26,422	18,403
<b>P5</b>	29,235	22,464
<b>P6</b>	28,535	25,575
<b>P7</b>	32,482	25,978
<b>S1</b>	28,386	21,155
<b>S2</b>	20,728	17,862
<b>S3</b>	16,949	17,596
<b>S4</b>	11,934	8,660
<b>S5</b>	10,311	7,090
<b>S6</b>	8,126	4,945
<b>ASN P</b>	174	45
<b>ASN S</b>	520	133
<b>Total</b>	<b>262,228</b>	<b>208,675</b>

## Distinct Deliverers<sup>5</sup> by Type

	Paid	Voluntary
<b>Teachers</b>	1	186
<b>PE Spec</b>	1	81
<b>Other School</b>	1	52
<b>Parents</b>	2	349
<b>Club Coach</b>	19	154
<b>Prof Sess. Coach</b>	47	13
<b>Students</b>	1	42
<b>Pupils</b>	3	590
<b>SDO</b>	1	
<b>Other</b>	5	60
<b>Total</b>	<b>81</b>	<b>1,527</b>

## Distinct Participants<sup>2</sup> by Gender

<b>Male</b>	8,477
<b>Female</b>	7,436
<b>Total</b>	<b>15,913</b>