

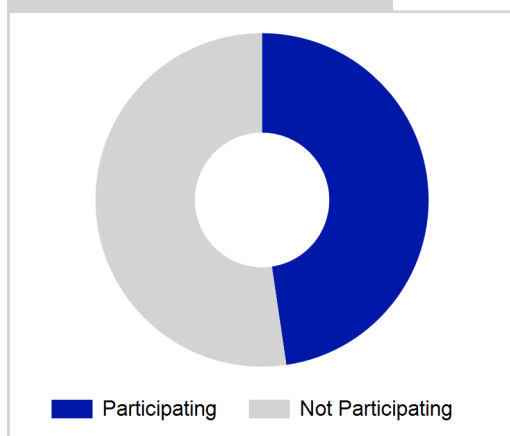
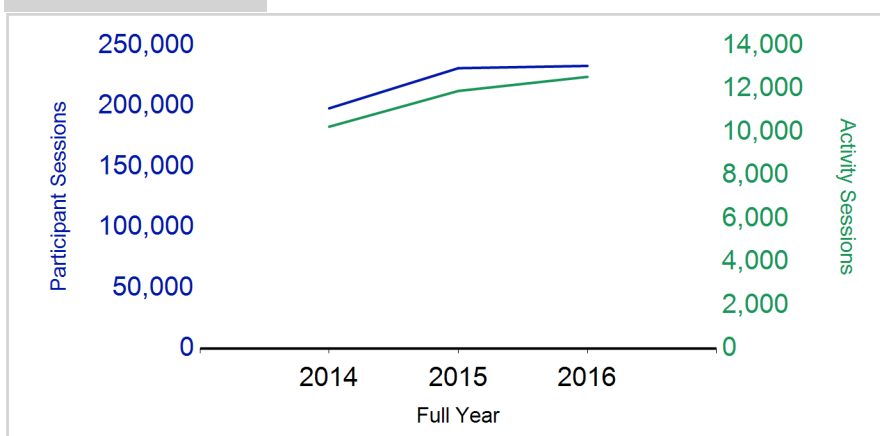
# Term Report: Falkirk Council

Academic Year : 2016/2017, Term(s) : Full Year

Putting sport first

**sportscotland**  
 the national agency for sport

% School Roll Participating

Participant Sessions<sup>1</sup>

	2014 Full Year	2015 Full Year	2016 Full Year
<b>Activity Sessions</b>	<b>10,249</b>	<b>11,902</b>	<b>12,553</b>
% Purely voluntary	83%	87%	85%
Activity Session Blocks <sup>3</sup>	1234	1369	1408
Avg. Activity Sessions / Block <sup>4</sup>	8.3	8.7	8.9
Different Activities	56	56	56
<b>Participant Sessions<sup>1</sup></b>	<b>198,178</b>	<b>231,313</b>	<b>233,195</b>
% Female	48%	51%	47%
<b>Distinct Participants<sup>2</sup></b>	<b>9,399</b>	<b>10,719</b>	<b>10,381</b>
Total School Roll	21,303	21,371	21,390
% Participating	44%	50%	49%
<b>Distinct Deliverers<sup>5</sup></b>	<b>586</b>	<b>1,406</b>	<b>1,054</b>
% Volunteers	92%	96%	93%
Qualified Volunteers	247	435	367
Secondary Pupils	109	333	333
Total Deliverer Sessions <sup>6</sup>	20,197	25,691	25,981
Avg. Deliverers Sessions / Deliverers	34.5	18.3	24.6
<b>School Club Links</b>	<b>422</b>	<b>682</b>	<b>593</b>
Schools with at least one link	56	59	59
Clubs with at least one link	80	96	97

1. Participant Sessions are the 'visits' pupils have made to activities. These figures do not represent the distinct pupils, and should only be taken as indicative of participation.

2. Distinct participants are pupils who have attended at least one session of Active Schools supported activity across the selected year/term (whether this was in a single or multiple school activity).

3. Activities are recorded in ASMO as 'Activity Session Blocks' which describe a group who meet to take part in an activity.

4. The Average Activity Sessions/Block figure shows the average length of a block (i.e. how many weeks did the average block run for?)

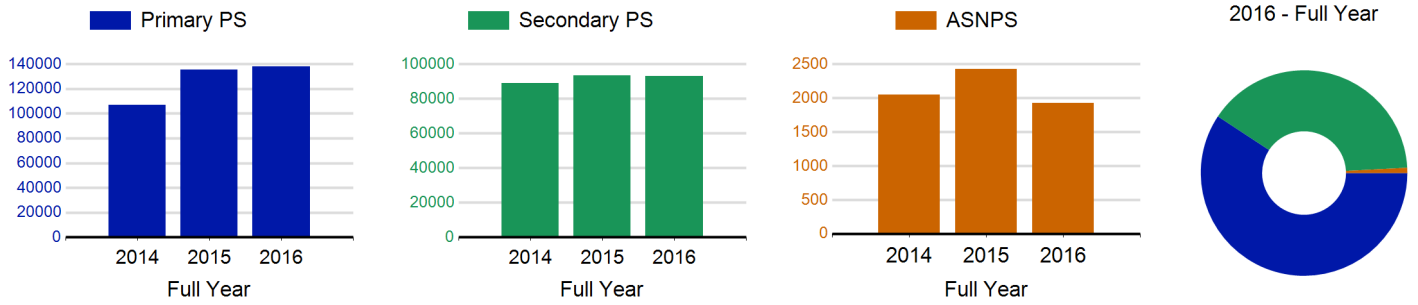
5. Distinct Deliverers are deliverers who have delivered at least one session of Active Schools supported activity across the selected year/term.

6. Deliverer Sessions are the 'visits' deliverers have made to activities. These figures do not represent the distinct deliverers, and should only be taken as indicative of delivery. Distinct deliverer information is only available at the local authority level.

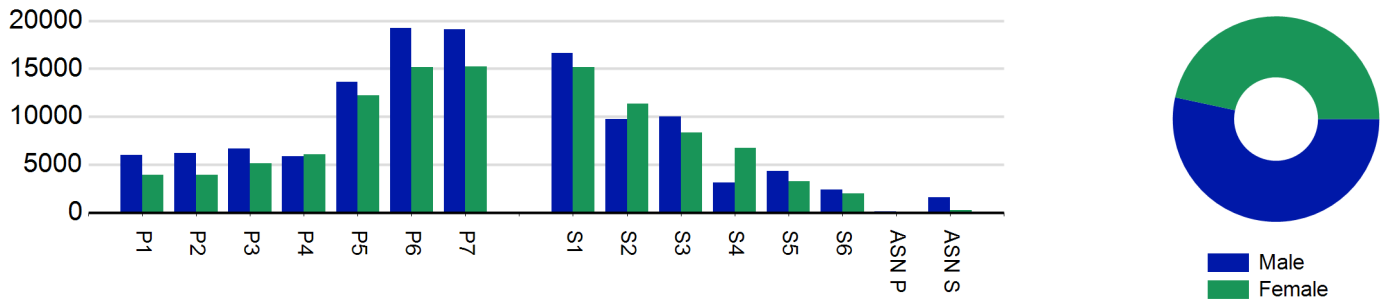
7. School Roll details are taken from the Pupil Census as at September of the Academic Year. Summaries available at <http://www.gov.scot/topics/statistics/browse/school-education/datasets>

8. Distinct Participant data collection 2011 onwards

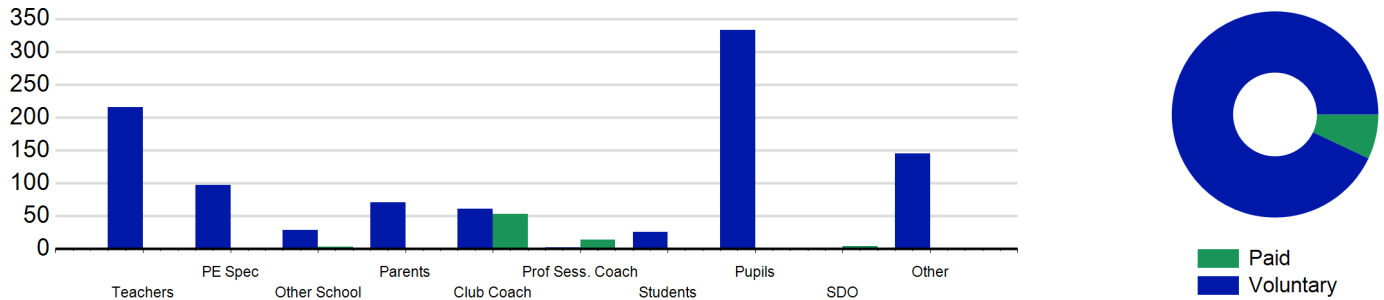
### Participant Sessions<sup>1</sup> by School Type



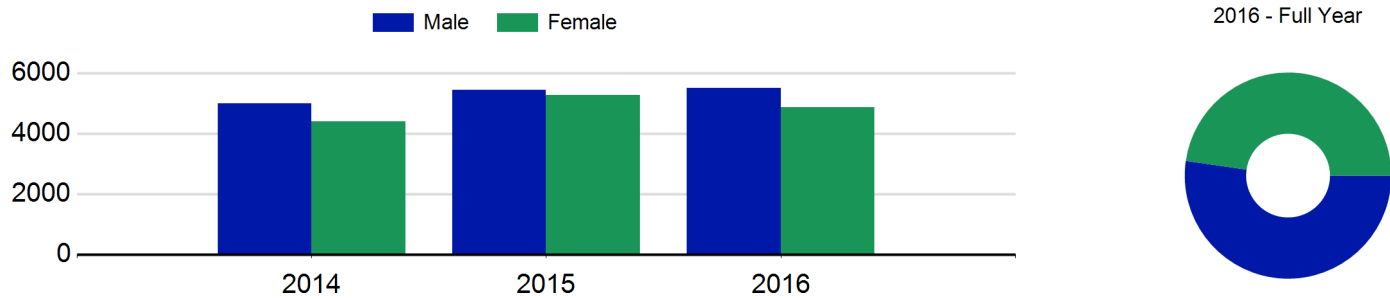
### Participant Sessions<sup>1</sup> by Year Group and Gender



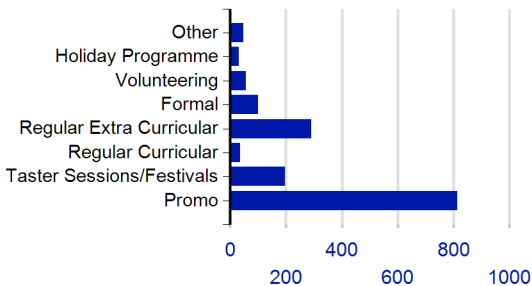
### Distinct Deliverers



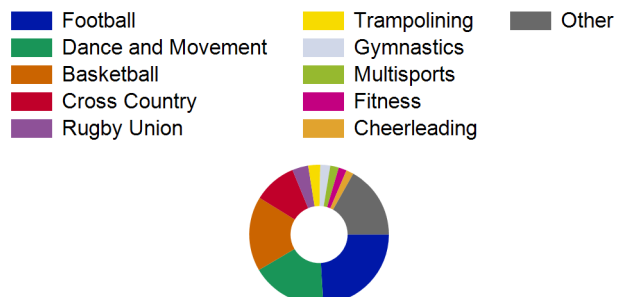
### Distinct Participants<sup>2</sup> by Gender



### School/Club Links



### Top 10 Activities. by Participant Sessions<sup>1</sup>



# Term Report: Falkirk Council

Academic Year : 2016/2017, Term(s) : Full Year

Putting sport first

**sportscotland**  
the national agency for sport

## Participant Sessions<sup>1</sup> by Year Group and Gender

	Male	Female
<b>P1</b>	5,982	3,918
<b>P2</b>	6,232	3,907
<b>P3</b>	6,667	5,112
<b>P4</b>	5,844	6,051
<b>P5</b>	13,614	12,198
<b>P6</b>	19,265	15,191
<b>P7</b>	19,080	15,213
<b>S1</b>	16,629	15,189
<b>S2</b>	9,745	11,335
<b>S3</b>	9,986	8,324
<b>S4</b>	3,152	6,737
<b>S5</b>	4,306	3,258
<b>S6</b>	2,354	1,979
<b>ASN P</b>	81	9
<b>ASN S</b>	1,566	271
<b>Total</b>	<b>124,503</b>	<b>108,692</b>

## Distinct Deliverers<sup>5</sup> by Type

	Paid	Voluntary
<b>Teachers</b>		216
<b>PE Spec</b>		97
<b>Other School</b>	3	29
<b>Parents</b>		71
<b>Club Coach</b>	53	61
<b>Prof Sess. Coach</b>	14	2
<b>Students</b>		26
<b>Pupils</b>		333
<b>SDO</b>	4	
<b>Other</b>		145
<b>Total</b>	<b>74</b>	<b>980</b>

## Distinct Participants<sup>2</sup> by Gender

<b>Male</b>	5,503
<b>Female</b>	4,878
<b>Total</b>	<b>10,381</b>