

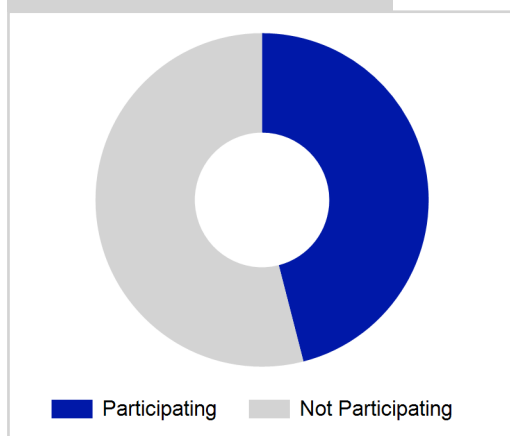
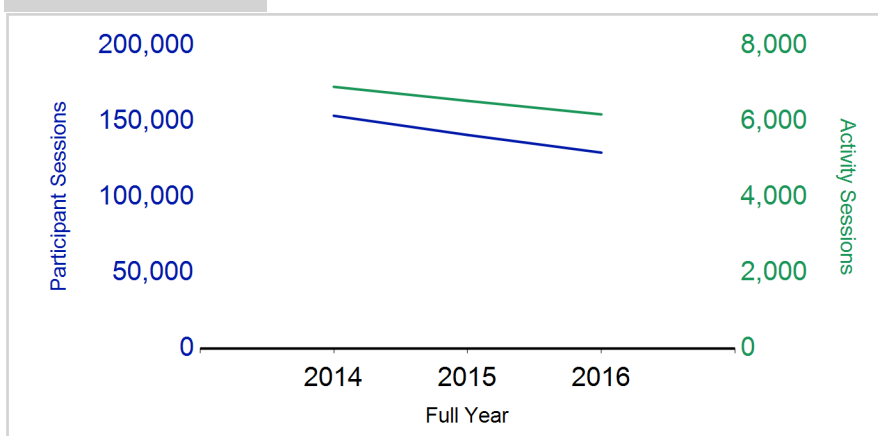
Term Report: East Renfrewshire Council

Academic Year : 2016/2017, Term(s) : Full Year

Putting sport first

sportscotland
the national agency for sport

% School Roll Participating

Participant Sessions¹

	2014 Full Year	2015 Full Year	2016 Full Year
Activity Sessions	6,910	6,539	6,182
% Purely voluntary	62%	62%	61%
Activity Session Blocks ³	908	860	811
Avg. Activity Sessions / Block ⁴	7.6	7.6	7.6
Different Activities	42	46	46
Participant Sessions¹	153,668	140,977	129,326
% Female	46%	46%	48%
Distinct Participants²	7,866	7,843	7,140
Total School Roll	16,446	16,613	16,613
% Participating	48%	47%	43%
Distinct Deliverers⁵	464	476	461
% Volunteers	72%	74%	78%
Qualified Volunteers	142	134	161
Secondary Pupils	48	77	93
Total Deliverer Sessions ⁶	11,805	10,886	10,686
Avg. Deliverers Sessions / Deliverers	25.4	22.9	23.2
School Club Links	180	198	222
Schools with at least one link	29	30	30
Clubs with at least one link	42	43	52

1. Participant Sessions are the 'visits' pupils have made to activities. These figures do not represent the distinct pupils, and should only be taken as indicative of participation.

2. Distinct participants are pupils who have attended at least one session of Active Schools supported activity across the selected year/term (whether this was in a single or multiple school activity).

3. Activities are recorded in ASMO as 'Activity Session Blocks' which describe a group who meet to take part in an activity.

4. The Average Activity Sessions/Block figure shows the average length of a block (i.e. how many weeks did the average block run for?)

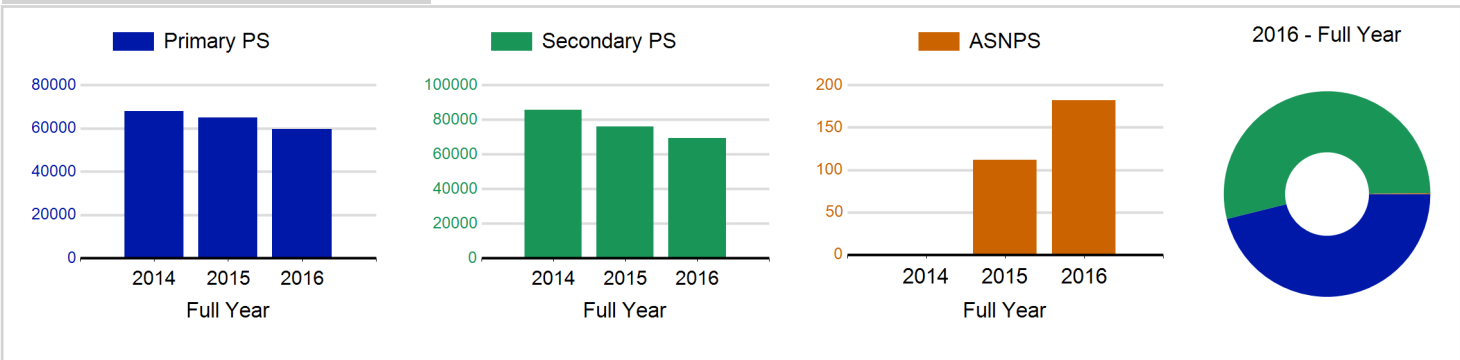
5. Distinct Deliverers are deliverers who have delivered at least one session of Active Schools supported activity across the selected year/term.

6. Deliverer Sessions are the 'visits' deliverers have made to activities. These figures do not represent the distinct deliverers, and should only be taken as indicative of delivery. Distinct deliverer information is only available at the local authority level.

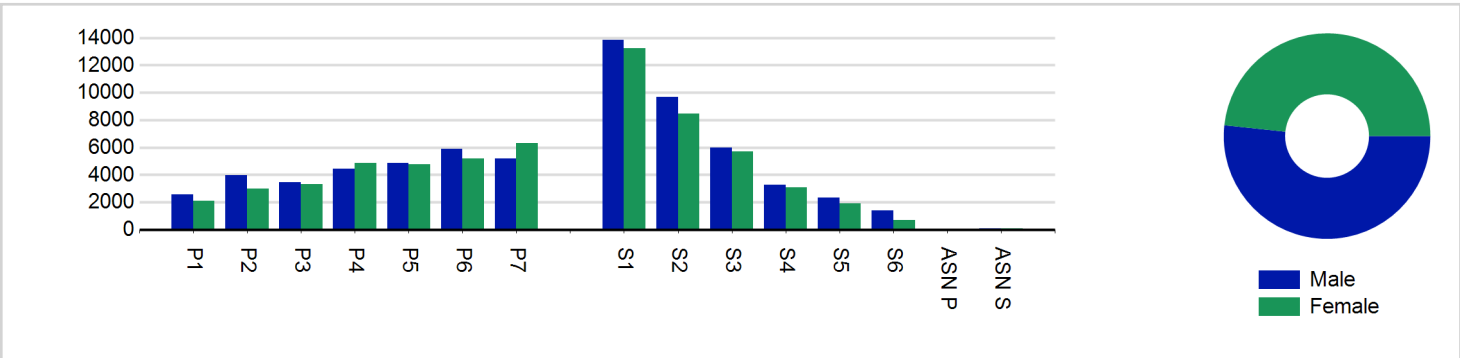
7. School Roll details are taken from the Pupil Census as at September of the Academic Year. Summaries available at <http://www.gov.scot/topics/statistics/browse/school-education/datasets>

8. Distinct Participant data collection 2011 onwards

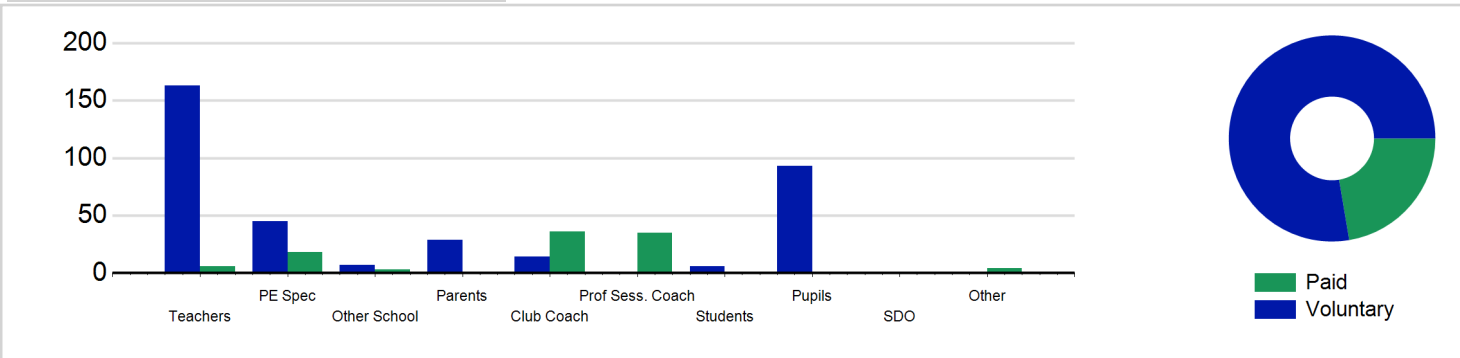
Participant Sessions¹ by School Type



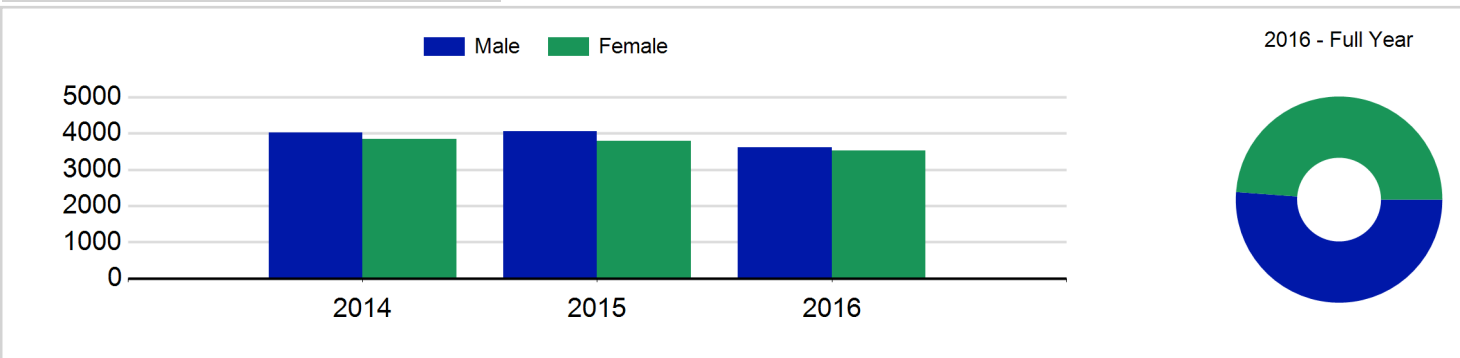
Participant Sessions¹ by Year Group and Gender



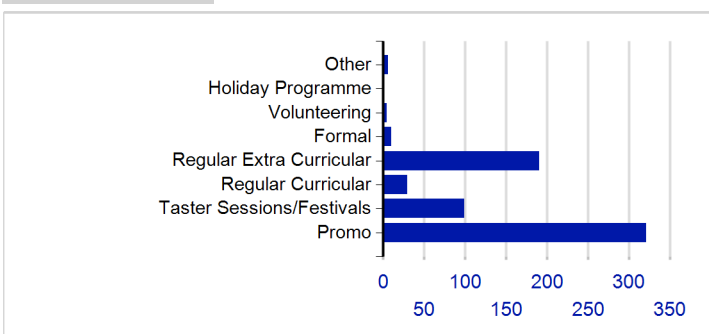
Distinct Deliverers



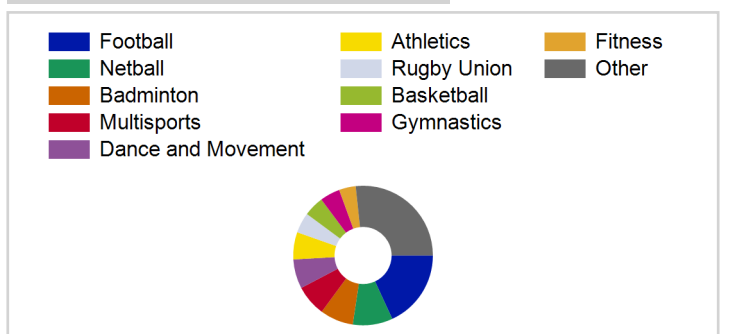
Distinct Participants² by Gender



School/Club Links



Top 10 Activities. by Participant Sessions¹



Term Report: East Renfrewshire Council

Academic Year : 2016/2017, Term(s) : Full Year

Putting sport first

sportscotland
the national agency for sport

Participant Sessions¹ by Year Group and Gender

	Male	Female
P1	2,542	2,070
P2	3,968	2,966
P3	3,439	3,292
P4	4,427	4,835
P5	4,834	4,751
P6	5,881	5,179
P7	5,165	6,283
S1	13,857	13,214
S2	9,682	8,451
S3	5,965	5,694
S4	3,250	3,069
S5	2,324	1,914
S6	1,394	698
ASN P	39	13
ASN S	67	63
Total	66,834	62,492

Distinct Deliverers⁵ by Type

	Paid	Voluntary
Teachers	6	163
PE Spec	18	45
Other School	3	7
Parents		29
Club Coach	36	14
Prof Sess. Coach	35	
Students	1	6
Pupils		93
SDO		
Other	4	1
Total	103	358

Distinct Participants² by Gender

Male	3,617
Female	3,523
Total	7,140