

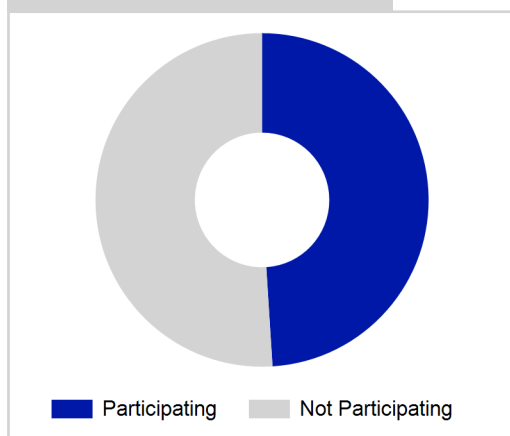
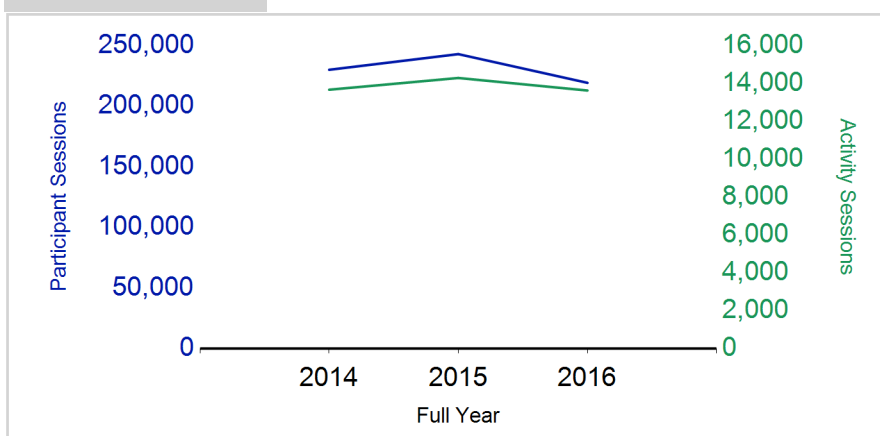
Term Report: Dundee City Council

Academic Year : 2016/2017, Term(s) : Full Year

Putting sport first

sportscotland
 the national agency for sport

% School Roll Participating

Participant Sessions¹

	2014 Full Year	2015 Full Year	2016 Full Year
Activity Sessions	13,667	14,288	13,626
% Purely voluntary	59%	57%	54%
Activity Session Blocks ³	1505	1509	1455
Avg. Activity Sessions / Block ⁴	9.1	9.5	9.4
Different Activities	44	48	45
Participant Sessions¹	229,990	242,921	219,225
% Female	46%	45%	44%
Distinct Participants²	8,405	8,870	8,776
Total School Roll	17,601	17,817	17,817
% Participating	48%	50%	49%
Distinct Deliverers⁵	888	838	757
% Volunteers	86%	88%	83%
Qualified Volunteers	389	360	301
Secondary Pupils	131	118	104
Total Deliverer Sessions ⁶	25,807	26,431	23,496
Avg. Deliverers Sessions / Deliverers	29.1	31.5	31.0
School Club Links	382	413	317
Schools with at least one link	45	45	44
Clubs with at least one link	71	87	70

1. Participant Sessions are the 'visits' pupils have made to activities. These figures do not represent the distinct pupils, and should only be taken as indicative of participation.

2. Distinct participants are pupils who have attended at least one session of Active Schools supported activity across the selected year/term (whether this was in a single or multiple school activity).

3. Activities are recorded in ASMO as 'Activity Session Blocks' which describe a group who meet to take part in an activity.

4. The Average Activity Sessions/Block figure shows the average length of a block (i.e. how many weeks did the average block run for?)

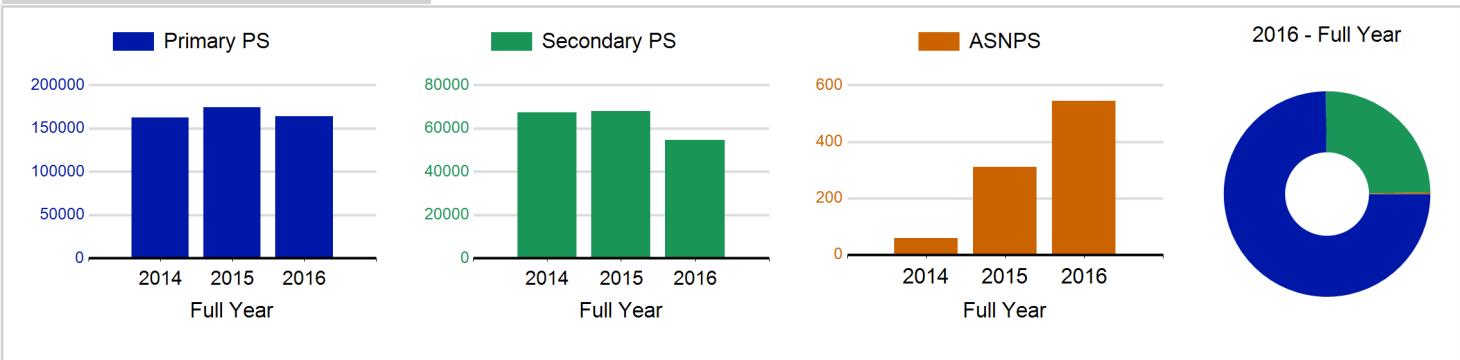
5. Distinct Deliverers are deliverers who have delivered at least one session of Active Schools supported activity across the selected year/term.

6. Deliverer Sessions are the 'visits' deliverers have made to activities. These figures do not represent the distinct deliverers, and should only be taken as indicative of delivery. Distinct deliverer information is only available at the local authority level.

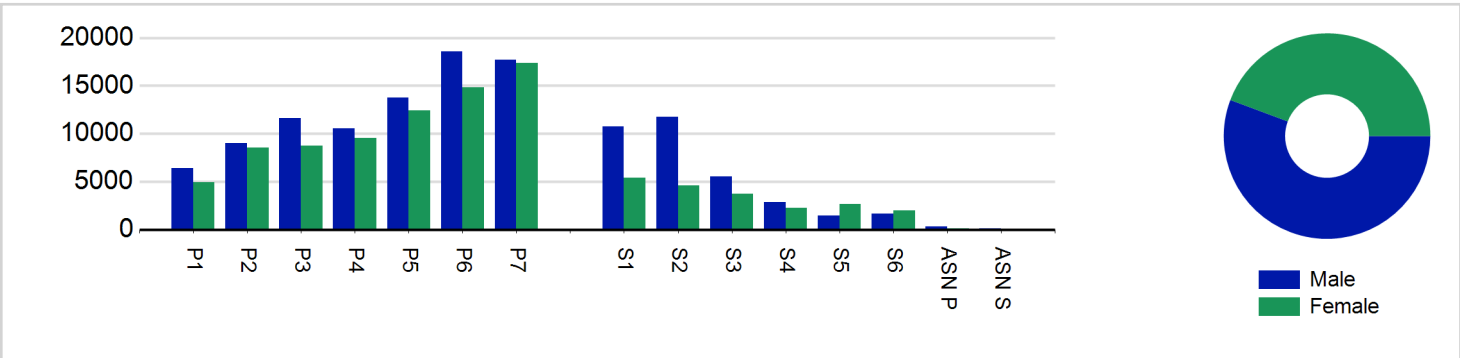
7. School Roll details are taken from the Pupil Census as at September of the Academic Year. Summaries available at <http://www.gov.scot/topics/statistics/browse/school-education/datasets>

8. Distinct Participant data collection 2011 onwards

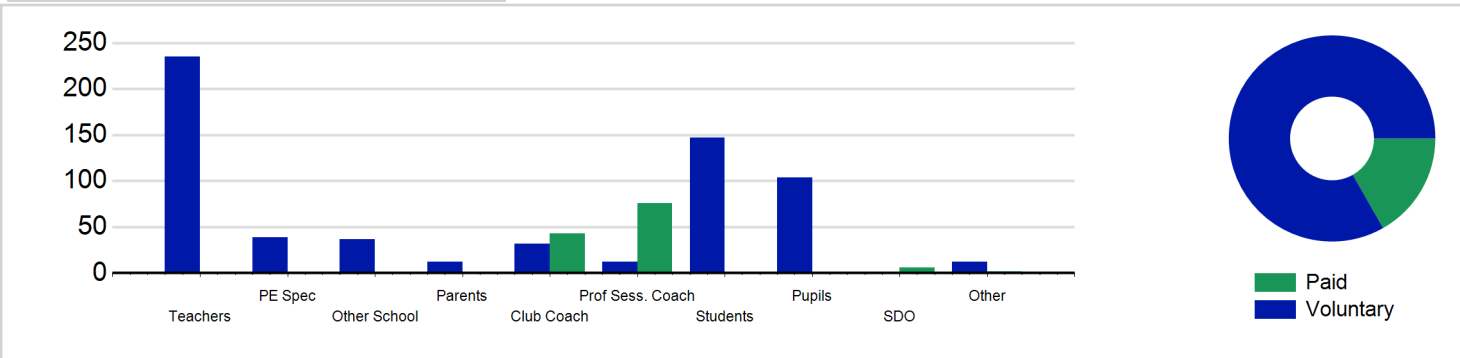
Participant Sessions¹ by School Type



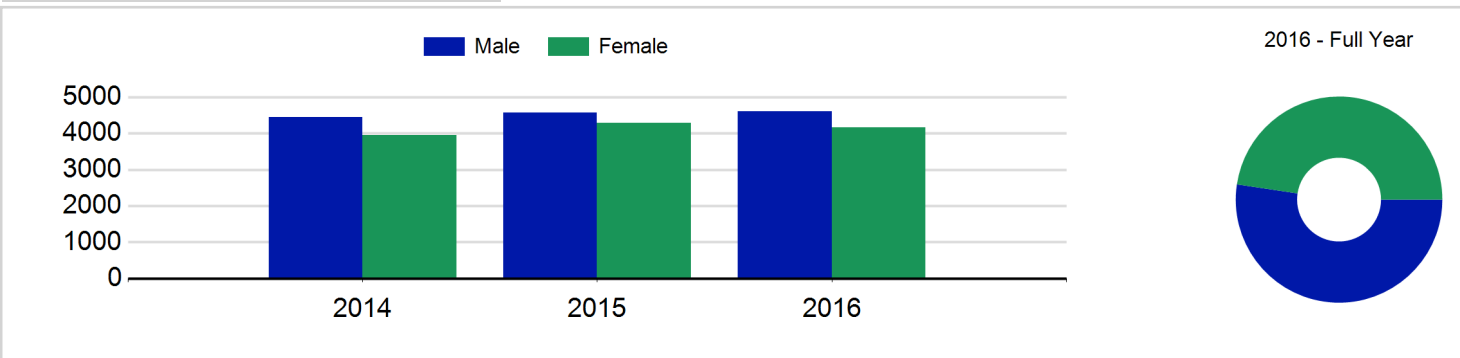
Participant Sessions¹ by Year Group and Gender



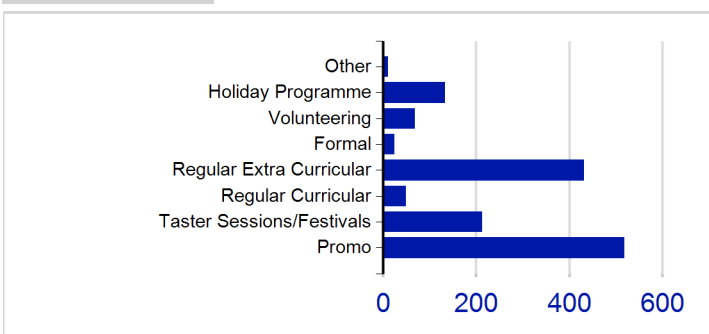
Distinct Deliverers



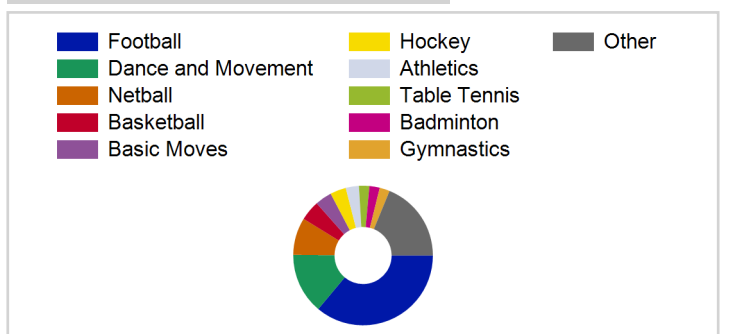
Distinct Participants² by Gender



School/Club Links



Top 10 Activities. by Participant Sessions¹



Term Report: Dundee City Council

Academic Year : 2016/2017, Term(s) : Full Year

Putting sport first

sportscotland
the national agency for sport

Participant Sessions¹ by Year Group and Gender

	Male	Female
P1	6,426	4,951
P2	9,039	8,518
P3	11,641	8,726
P4	10,568	9,555
P5	13,745	12,399
P6	18,547	14,812
P7	17,720	17,399
S1	10,763	5,401
S2	11,744	4,584
S3	5,497	3,738
S4	2,866	2,230
S5	1,482	2,664
S6	1,670	1,996
ASN P	282	96
ASN S	135	31
Total	122,125	97,100

Distinct Deliverers⁵ by Type

	Paid	Voluntary
Teachers		235
PE Spec		39
Other School		37
Parents		12
Club Coach	43	32
Prof Sess. Coach	76	12
Students		147
Pupils		104
SDO	6	
Other	2	12
Total	127	630

Distinct Participants² by Gender

Male	4,611
Female	4,165
Total	8,776