

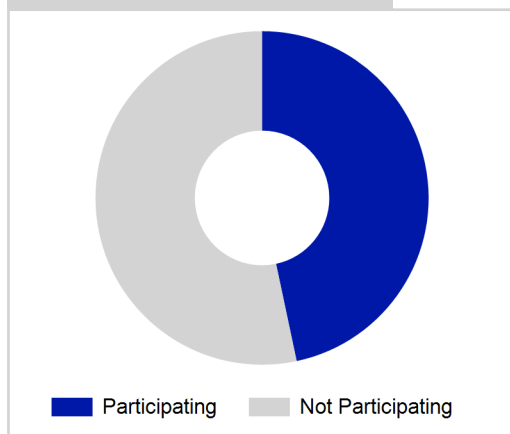
Term Report: Comhairle nan Eilean Siar

Academic Year : 2016/2017, Term(s) : Full Year

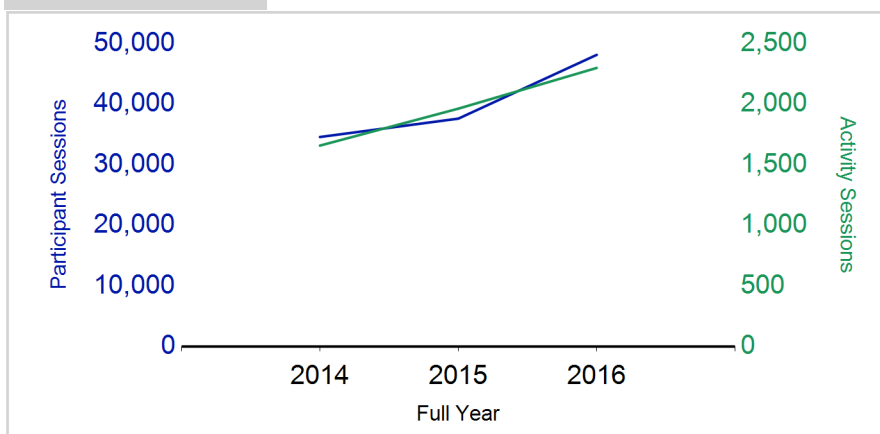
Putting sport first

sportscotland
the national agency for sport

% School Roll Participating



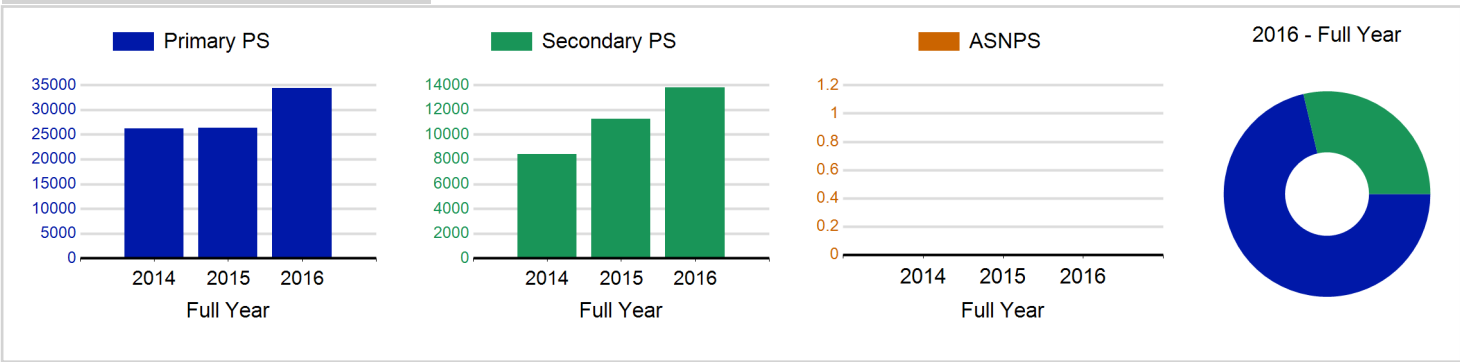
Participant Sessions¹



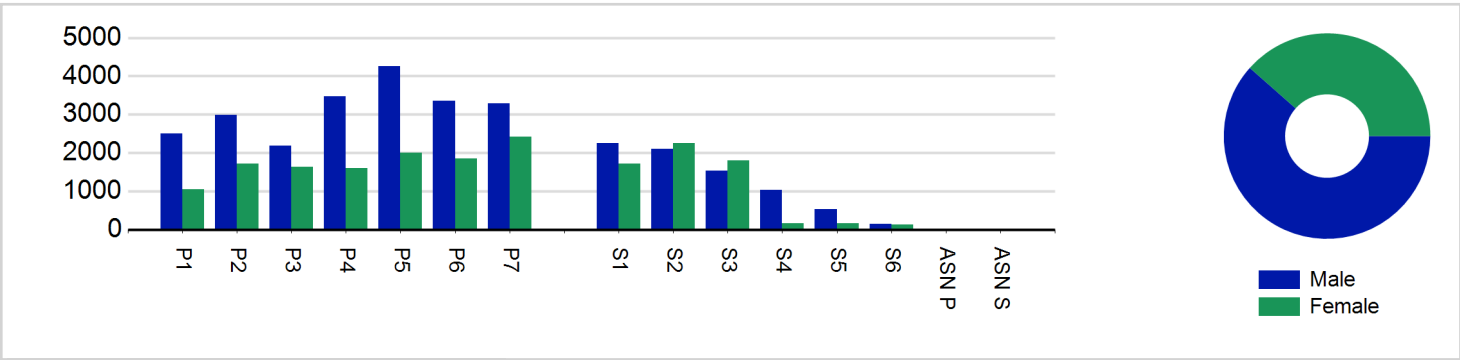
	2014 Full Year	2015 Full Year	2016 Full Year
Activity Sessions	1,658	1,963	2,299
% Purely voluntary	87%	83%	85%
Activity Session Blocks ³	202	227	255
Avg. Activity Sessions / Block ⁴	8.2	8.6	9.0
Different Activities	22	19	19
Participant Sessions¹	34,579	37,613	48,139
% Female	39%	35%	38%
Distinct Participants²	1,507	1,528	1,626
Total School Roll	3,361	3,344	3,344
% Participating	45%	46%	49%
Distinct Deliverers⁵	220	211	223
% Volunteers	85%	88%	89%
Qualified Volunteers	68	83	96
Secondary Pupils	27	19	18
Total Deliverer Sessions ⁶	5,045	5,770	7,031
Avg. Deliverers Sessions / Deliverers	22.9	27.3	31.5
School Club Links	237	288	319
Schools with at least one link	27	28	26
Clubs with at least one link	31	38	39

1. Participant Sessions are the 'visits' pupils have made to activities. These figures do not represent the distinct pupils, and should only be taken as indicative of participation.
 2. Distinct participants are pupils who have attended at least one session of Active Schools supported activity across the selected year/term (whether this was in a single or multiple school activity).
 3. Activities are recorded in ASMO as 'Activity Session Blocks' which describe a group who meet to take part in an activity.
 4. The Average Activity Sessions/Block figure shows the average length of a block (i.e. how many weeks did the average block run for?)
 5. Distinct Deliverers are deliverers who have delivered at least one session of Active Schools supported activity across the selected year/term.
 6. Deliverer Sessions are the 'visits' deliverers have made to activities. These figures do not represent the distinct deliverers, and should only be taken as indicative of delivery. Distinct deliverer information is only available at the local authority level.
 7. School Roll details are taken from the Pupil Census as at September of the Academic Year. Summaries available at <http://www.gov.scot/topics/statistics/browse/school-education/datasets>
 8. Distinct Participant data collection 2011 onwards

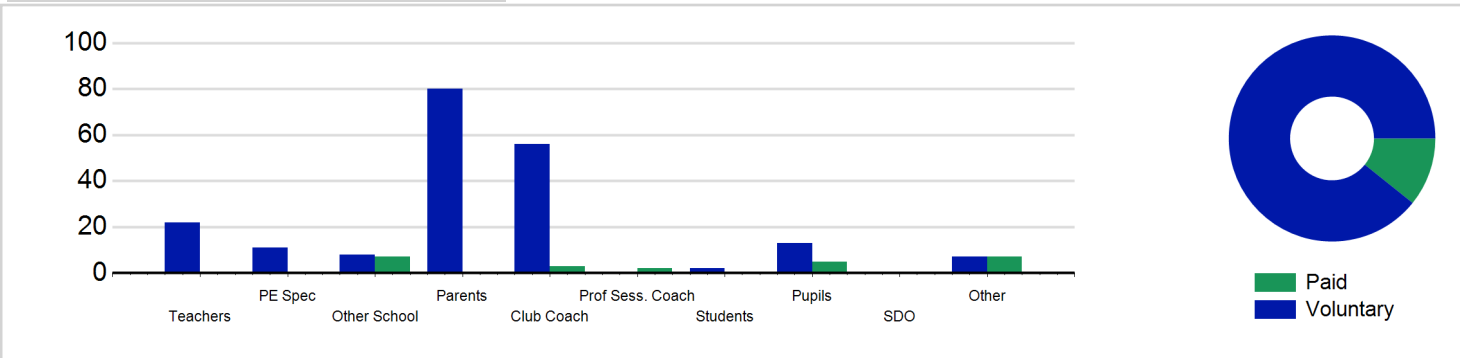
Participant Sessions¹ by School Type



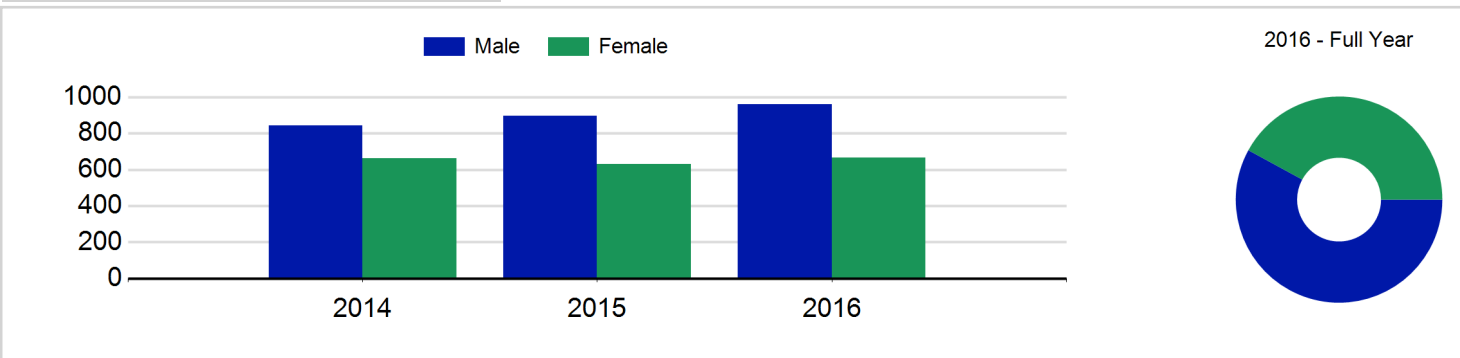
Participant Sessions¹ by Year Group and Gender



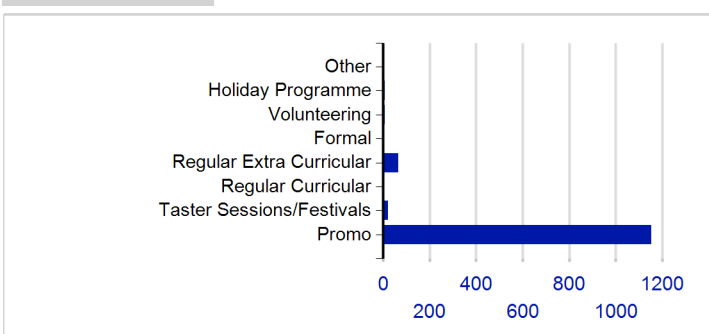
Distinct Deliverers



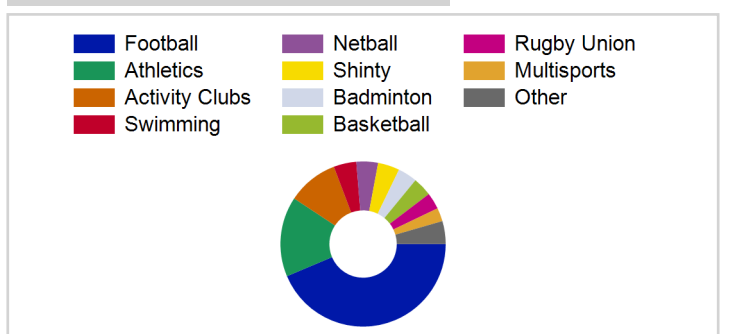
Distinct Participants² by Gender



School/Club Links



Top 10 Activities. by Participant Sessions¹



Term Report: Comhairle nan Eilean Siar

Academic Year : 2016/2017, Term(s) : Full Year

Putting sport first

sportscotland
the national agency for sport

Participant Sessions¹ by Year Group and Gender

	Male	Female
P1	2,496	1,050
P2	2,994	1,720
P3	2,182	1,638
P4	3,474	1,598
P5	4,258	2,006
P6	3,356	1,852
P7	3,286	2,421
S1	2,248	1,714
S2	2,095	2,259
S3	1,535	1,802
S4	1,030	168
S5	526	158
S6	148	125
ASN P		
ASN S		
Total	29,628	18,511

Distinct Deliverers² by Type

	Paid	Voluntary
Teachers		22
PE Spec		11
Other School	7	8
Parents		80
Club Coach	3	56
Prof Sess. Coach	2	
Students		2
Pupils	5	13
SDO		
Other	7	7
Total	24	199

Distinct Participants² by Gender

Male	961
Female	665
Total	1,626