

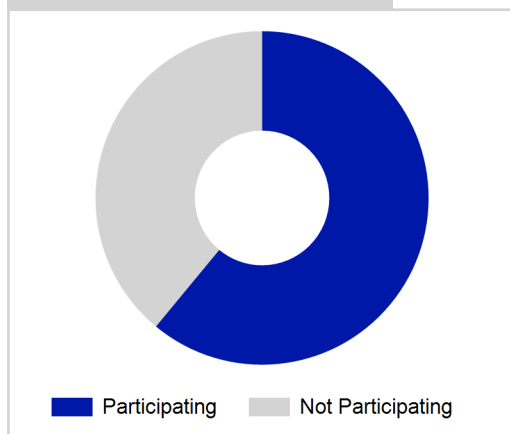
Term Report: Clackmannanshire Council

Academic Year : 2016/2017, Term(s) : Full Year

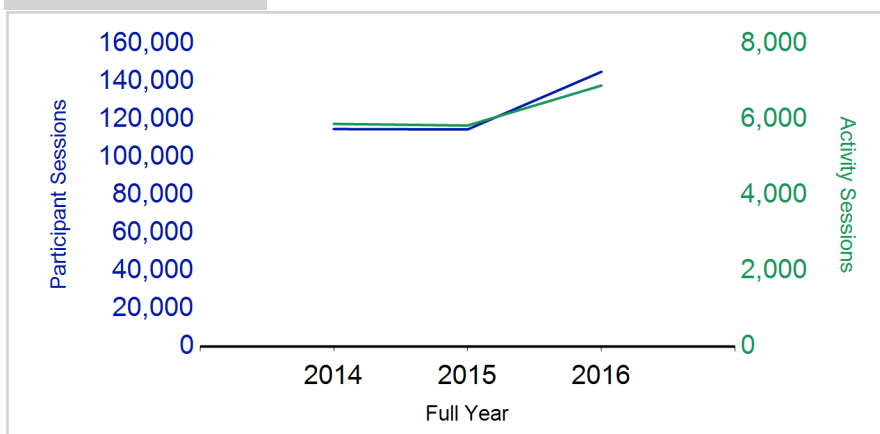
Putting sport first

sportscotland
 the national agency for sport

% School Roll Participating



Participant Sessions¹



	2014 Full Year	2015 Full Year	2016 Full Year
Activity Sessions	5,878	5,836	6,891
% Purely voluntary	56%	51%	53%
Activity Session Blocks ³	791	820	979
Avg. Activity Sessions / Block ⁴	7.4	7.1	7.0
Different Activities	48	40	44
Participant Sessions¹	114,833	114,648	145,066
% Female	39%	41%	39%
Distinct Participants²	3,801	3,953	4,273
Total School Roll	6,564	6,585	6,585
% Participating	58%	60%	65%
Distinct Deliverers⁵	294	337	424
% Volunteers	84%	87%	89%
Qualified Volunteers	125	136	224
Secondary Pupils	70	98	111
Total Deliverer Sessions ⁶	11,333	11,199	13,575
Avg. Deliverers Sessions / Deliverers	38.5	33.2	32.0
School Club Links	363	380	450
Schools with at least one link	23	22	22
Clubs with at least one link	60	55	64

1. Participant Sessions are the 'visits' pupils have made to activities. These figures do not represent the distinct pupils, and should only be taken as indicative of participation.

2. Distinct participants are pupils who have attended at least one session of Active Schools supported activity across the selected year/term (whether this was in a single or multiple school activity).

3. Activities are recorded in ASMO as 'Activity Session Blocks' which describe a group who meet to take part in an activity.

4. The Average Activity Sessions/Block figure shows the average length of a block (i.e. how many weeks did the average block run for?)

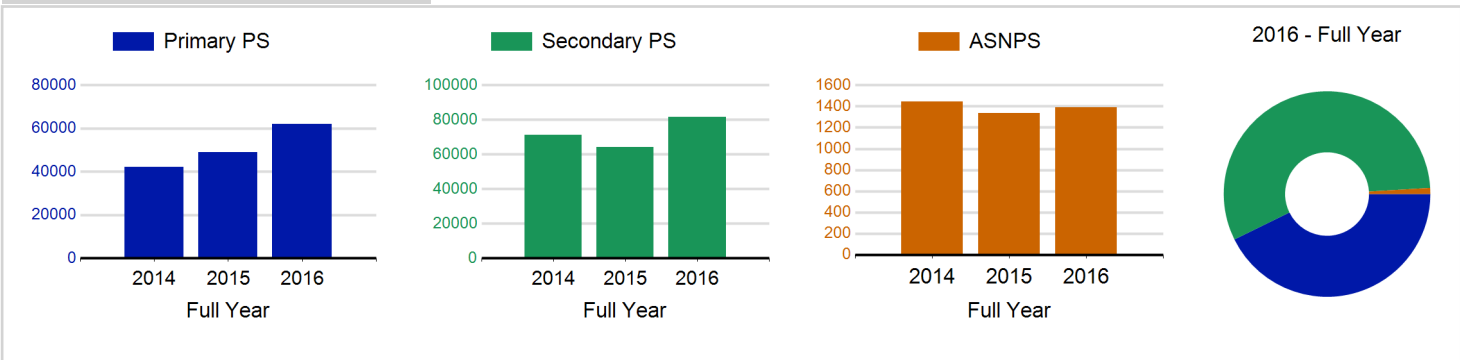
5. Distinct Deliverers are deliverers who have delivered at least one session of Active Schools supported activity across the selected year/term.

6. Deliverer Sessions are the 'visits' deliverers have made to activities. These figures do not represent the distinct deliverers, and should only be taken as indicative of delivery. Distinct deliverer information is only available at the local authority level.

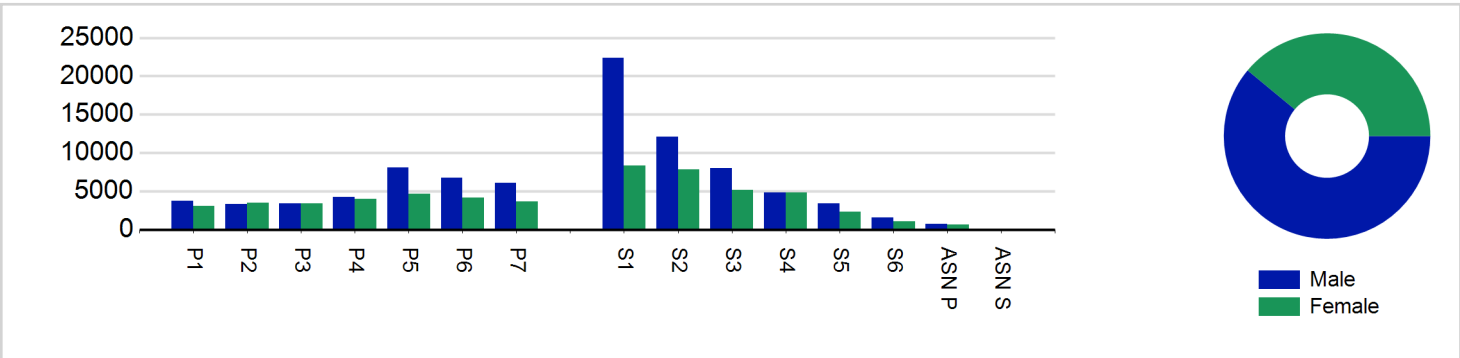
7. School Roll details are taken from the Pupil Census as at September of the Academic Year. Summaries available at <http://www.gov.scot/topics/statistics/browse/school-education/datasets>

8. Distinct Participant data collection 2011 onwards

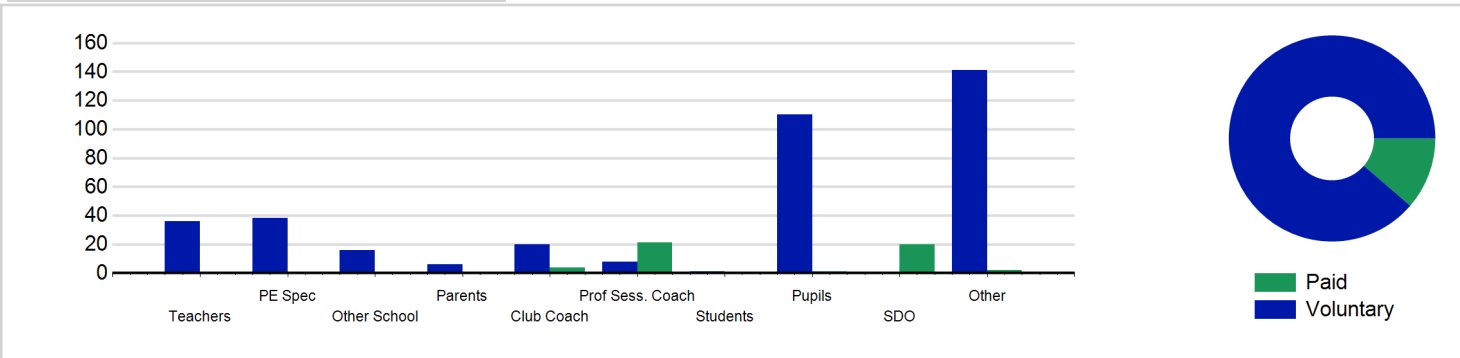
Participant Sessions¹ by School Type



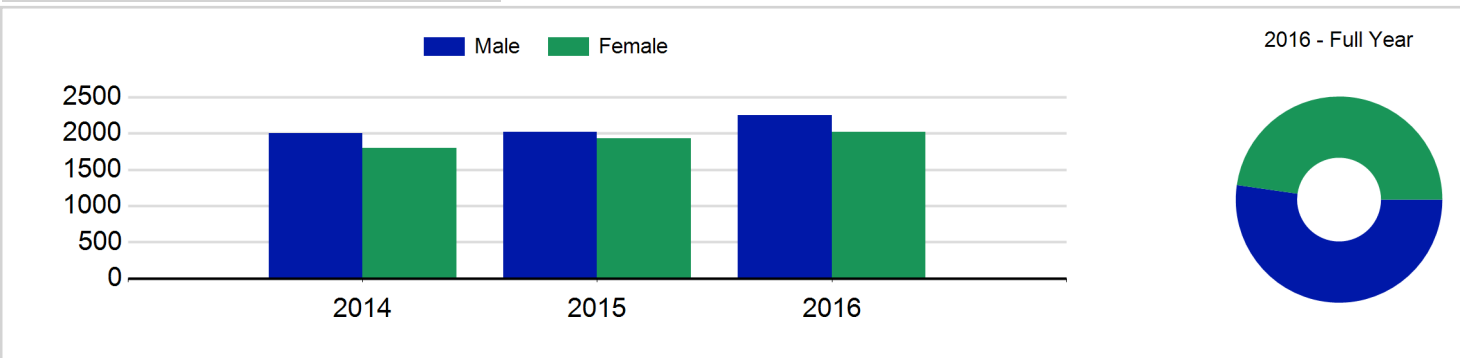
Participant Sessions¹ by Year Group and Gender



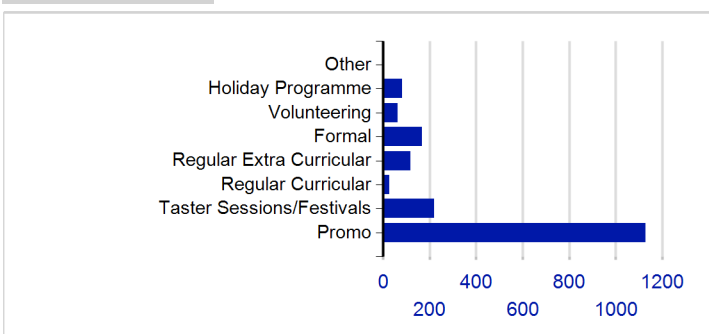
Distinct Deliverers



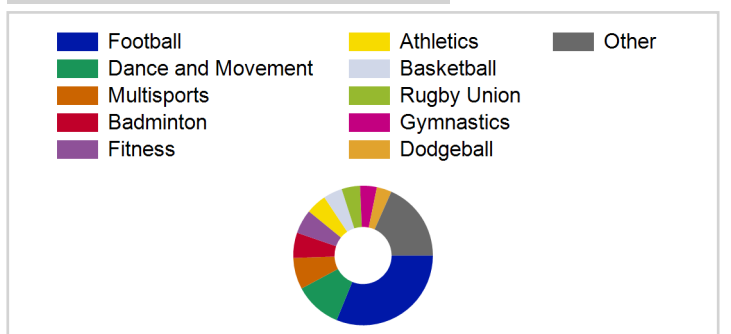
Distinct Participants² by Gender



School/Club Links



Top 10 Activities. by Participant Sessions¹



Term Report: Clackmannanshire Council

Academic Year : 2016/2017, Term(s) : Full Year

Putting sport first

sportscotland
the national agency for sport

Participant Sessions¹ by Year Group and Gender

	Male	Female
P1	3,721	3,102
P2	3,356	3,470
P3	3,360	3,367
P4	4,251	3,975
P5	8,045	4,634
P6	6,769	4,128
P7	6,091	3,691
S1	22,342	8,323
S2	12,091	7,818
S3	7,970	5,140
S4	4,859	4,817
S5	3,400	2,309
S6	1,556	1,094
ASN P	690	646
ASN S	40	11
Total	88,541	56,525

Distinct Deliverers⁵ by Type

	Paid	Voluntary
Teachers		36
PE Spec		38
Other School		16
Parents		6
Club Coach	4	20
Prof Sess. Coach	21	8
Students		1
Pupils	1	110
SDO	20	
Other	2	141
Total	48	376

Distinct Participants² by Gender

Male	2,255
Female	2,018
Total	4,273