

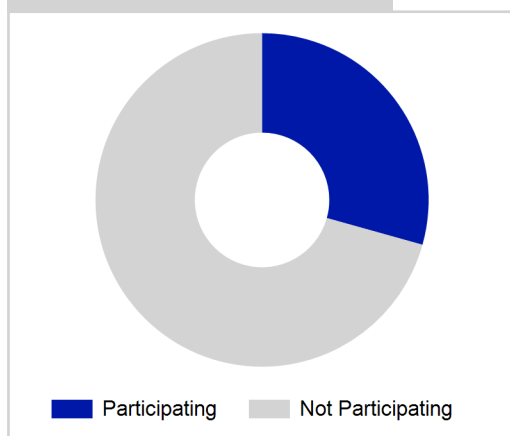
# Term Report: Aberdeenshire Council

Academic Year : 2016/2017, Term(s) : Full Year

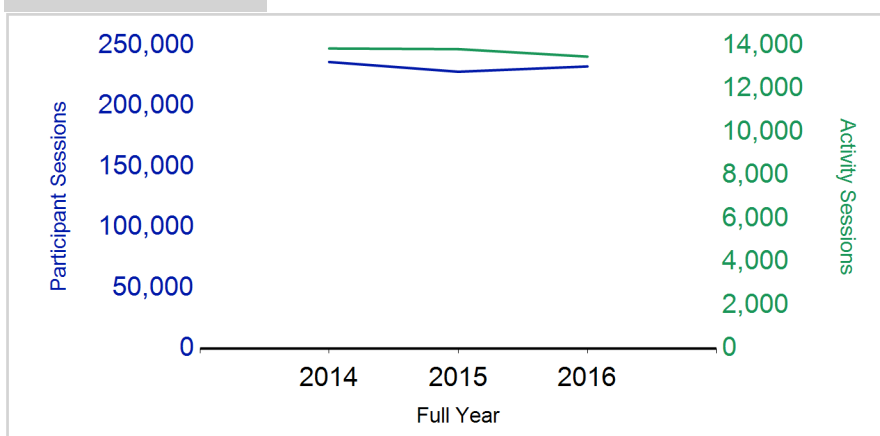
Putting sport first

**sportscotland**  
 the national agency for sport

## % School Roll Participating



## Participant Sessions<sup>1</sup>



	2014 Full Year	2015 Full Year	2016 Full Year
<b>Activity Sessions</b>	<b>13,862</b>	<b>13,833</b>	<b>13,487</b>
% Purely voluntary	72%	69%	70%
Activity Session Blocks <sup>3</sup>	1553	1573	1554
Avg. Activity Sessions / Block <sup>4</sup>	8.9	8.8	8.7
Different Activities	50	57	57
<b>Participant Sessions<sup>1</sup></b>	<b>236,410</b>	<b>228,375</b>	<b>232,752</b>
% Female	52%	51%	48%
<b>Distinct Participants<sup>2</sup></b>	<b>10,528</b>	<b>10,099</b>	<b>10,223</b>
Total School Roll	35,040	35,120	35,213
% Participating	30%	29%	29%
<b>Distinct Deliverers<sup>5</sup></b>	<b>859</b>	<b>920</b>	<b>870</b>
% Volunteers	93%	93%	93%
Qualified Volunteers	366	376	401
Secondary Pupils	180	204	170
Total Deliverer Sessions <sup>6</sup>	26,037	27,033	26,960
Avg. Deliverers Sessions / Deliverers	30.3	29.4	31.0
<b>School Club Links</b>	<b>1,351</b>	<b>1,292</b>	<b>1,118</b>
Schools with at least one link	165	170	173
Clubs with at least one link	138	120	119

1. Participant Sessions are the 'visits' pupils have made to activities. These figures do not represent the distinct pupils, and should only be taken as indicative of participation.

2. Distinct participants are pupils who have attended at least one session of Active Schools supported activity across the selected year/term (whether this was in a single or multiple school activity).

3. Activities are recorded in ASMO as 'Activity Session Blocks' which describe a group who meet to take part in an activity.

4. The Average Activity Sessions/Block figure shows the average length of a block (i.e. how many weeks did the average block run for?)

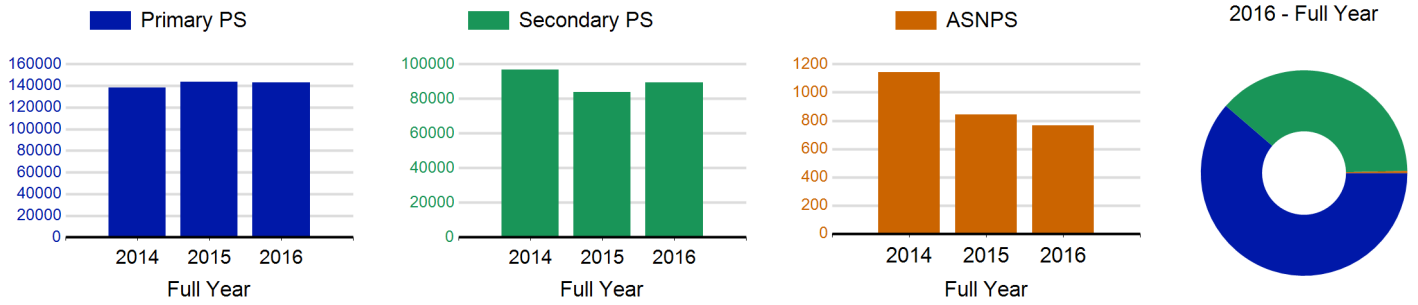
5. Distinct Deliverers are deliverers who have delivered at least one session of Active Schools supported activity across the selected year/term.

6. Deliverer Sessions are the 'visits' deliverers have made to activities. These figures do not represent the distinct deliverers, and should only be taken as indicative of delivery. Distinct deliverer information is only available at the local authority level.

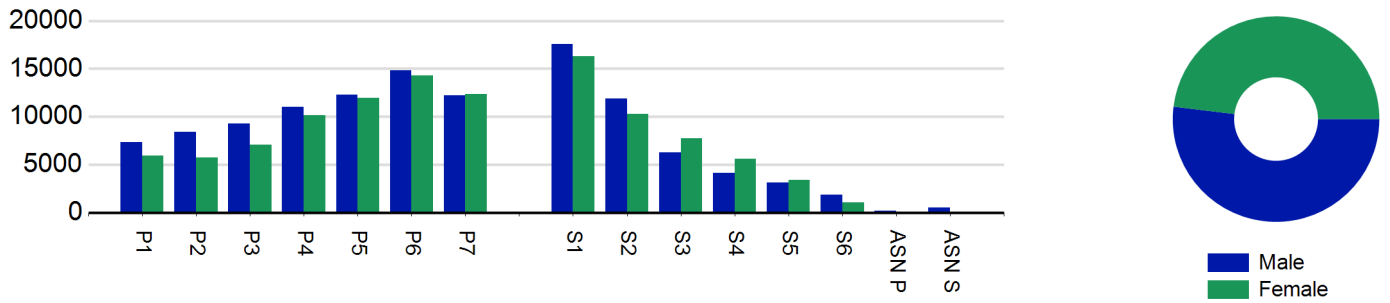
7. School Roll details are taken from the Pupil Census as at September of the Academic Year. Summaries available at <http://www.gov.scot/topics/statistics/browse/school-education/datasets>

8. Distinct Participant data collection 2011 onwards

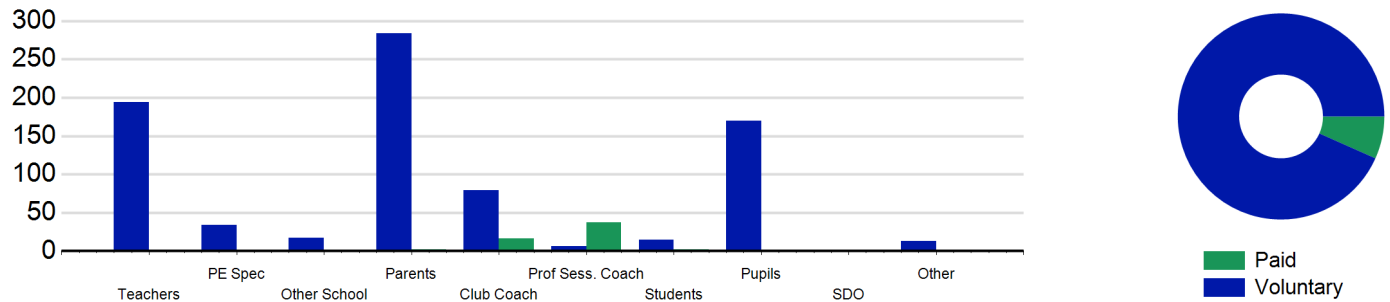
Participant Sessions<sup>1</sup> by School Type



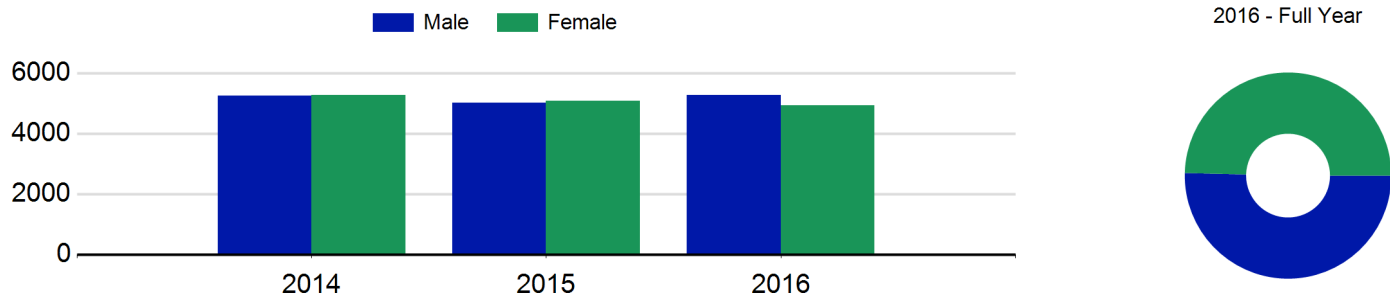
Participant Sessions<sup>1</sup> by Year Group and Gender



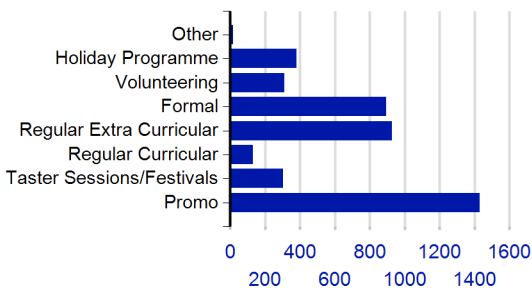
Distinct Deliverers



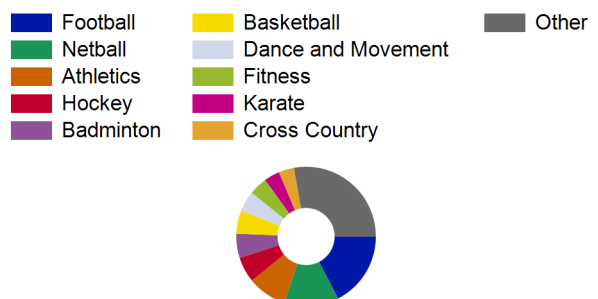
Distinct Participants<sup>2</sup> by Gender



School/Club Links



Top 10 Activities. by Participant Sessions<sup>1</sup>



# Term Report: Aberdeenshire Council

Academic Year : 2016/2017, Term(s) : Full Year

Putting sport first

**sportscotland**  
the national agency for sport

## Participant Sessions<sup>1</sup> by Year Group and Gender

	Male	Female
<b>P1</b>	7,306	5,934
<b>P2</b>	8,405	5,697
<b>P3</b>	9,275	7,057
<b>P4</b>	10,992	10,139
<b>P5</b>	12,293	11,983
<b>P6</b>	14,818	14,274
<b>P7</b>	12,230	12,366
<b>S1</b>	17,568	16,271
<b>S2</b>	11,894	10,299
<b>S3</b>	6,249	7,741
<b>S4</b>	4,147	5,591
<b>S5</b>	3,140	3,384
<b>S6</b>	1,866	1,065
<b>ASN P</b>	184	30
<b>ASN S</b>	505	49
<b>Total</b>	<b>120,872</b>	<b>111,880</b>

## Distinct Deliverers<sup>5</sup> by Type

	Paid	Voluntary
<b>Teachers</b>		194
<b>PE Spec</b>		34
<b>Other School</b>		17
<b>Parents</b>	2	284
<b>Club Coach</b>	16	79
<b>Prof Sess. Coach</b>	37	6
<b>Students</b>	2	15
<b>Pupils</b>		170
<b>SDO</b>	1	
<b>Other</b>		13
<b>Total</b>	<b>58</b>	<b>812</b>

## Distinct Participants<sup>2</sup> by Gender

<b>Male</b>	5,285
<b>Female</b>	4,938
<b>Total</b>	<b>10,223</b>