

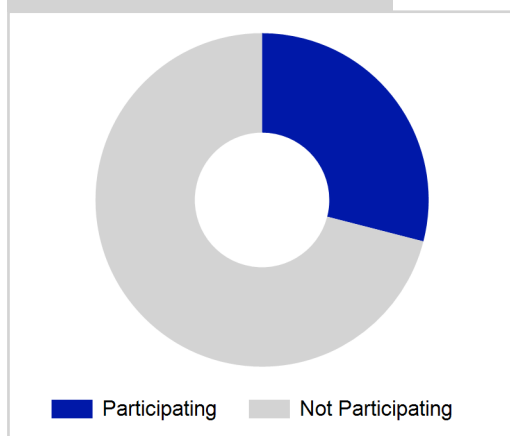
# Term Report: Aberdeenshire Council

Academic Year : 2017/18, Term(s) : Full Year

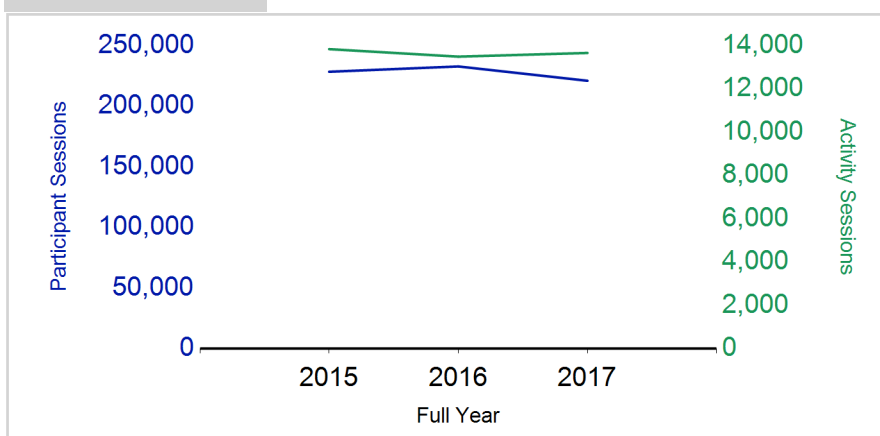
## Putting sport first

**sportscotland**  
the national agency for sport

### % School Roll Participating



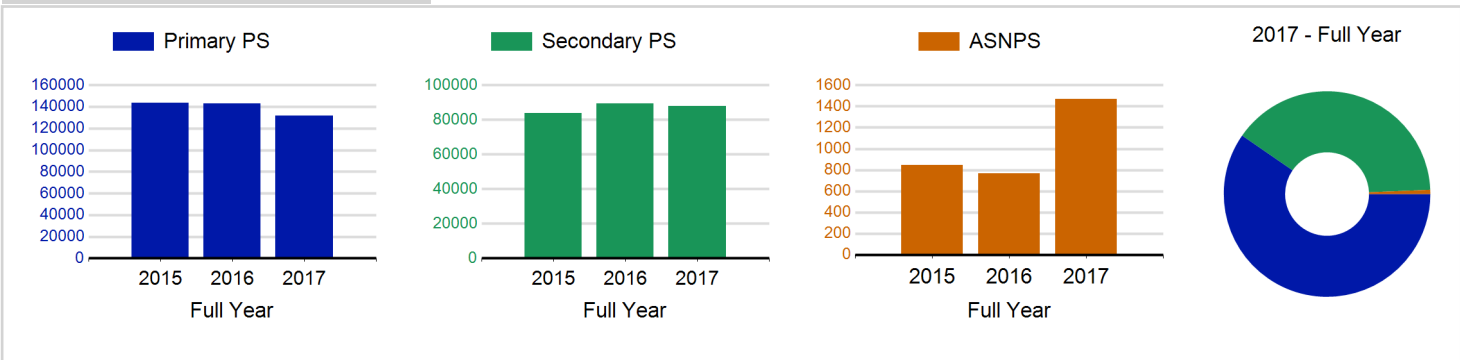
### Participant Sessions<sup>1</sup>



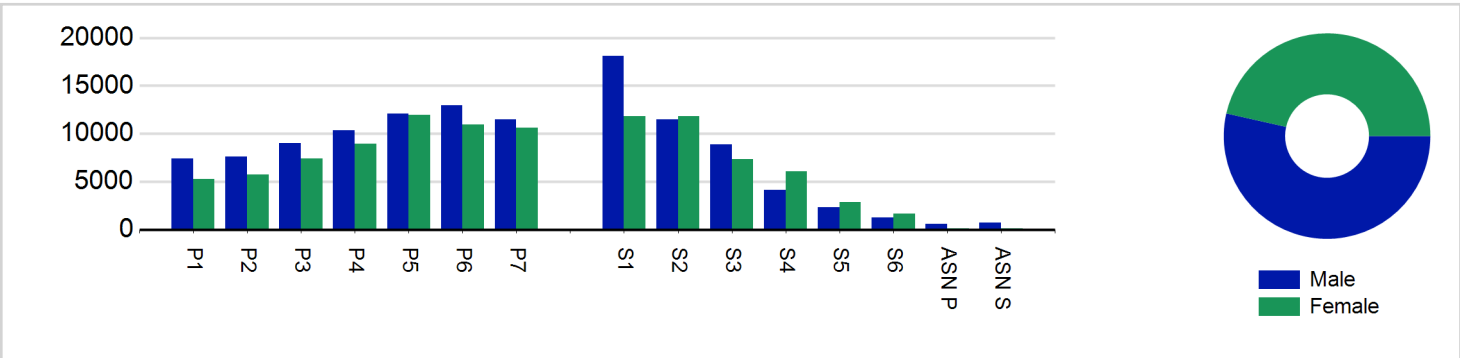
	2015 Full Year	2016 Full Year	2017 Full Year
<b>Activity Sessions</b>	<b>13,833</b>	<b>13,487</b>	<b>13,657</b>
% Purely voluntary	69%	70%	74%
Activity Session Blocks <sup>3</sup>	1573	1554	1623
Avg. Activity Sessions / Block <sup>4</sup>	8.8	8.7	8.4
Different Activities	57	57	49
<b>Participant Sessions<sup>1</sup></b>	<b>228,375</b>	<b>232,752</b>	<b>220,927</b>
% Female	51%	48%	46%
<b>Distinct Participants<sup>2</sup></b>	<b>10,099</b>	<b>10,223</b>	<b>10,210</b>
Total School Roll	35,120	35,495	35,649
% Participating	29%	29%	29%
<b>Distinct Deliverers<sup>5</sup></b>	<b>920</b>	<b>870</b>	<b>948</b>
% Volunteers	93%	93%	95%
Qualified Volunteers	376	401	401
Secondary Pupils	204	170	168
Total Deliverer Sessions <sup>6</sup>	27,033	26,960	26,513
Avg. Deliverers Sessions / Deliverers	29.4	31.0	28.0
<b>School Club Links</b>	<b>1,292</b>	<b>1,118</b>	<b>1,353</b>
Schools with at least one link	170	173	162
Clubs with at least one link	120	119	115

1. Participant Sessions are the 'visits' pupils have made to activities. These figures do not represent the distinct pupils, and should only be taken as indicative of participation.  
 2. Distinct participants are pupils who have attended at least one session of Active Schools supported activity across the selected year/term (whether this was in a single or multiple school activity).  
 3. Activities are recorded in ASMO as 'Activity Session Blocks' which describe a group who meet to take part in an activity.  
 4. The Average Activity Sessions/Block figure shows the average length of a block (i.e. how many weeks did the average block run for?)  
 5. Distinct Deliverers are deliverers who have delivered at least one session of Active Schools supported activity across the selected year/term.  
 6. Deliverer Sessions are the 'visits' deliverers have made to activities. These figures do not represent the distinct deliverers, and should only be taken as indicative of delivery. Distinct deliverer information is only available at the local authority level.  
 7. School Roll details are taken from the Pupil Census as at September of the Academic Year. Summaries available at <http://www.gov.scot/topics/statistics/browse/school-education/datasets>  
 8. Distinct Participant data collection 2011 onwards

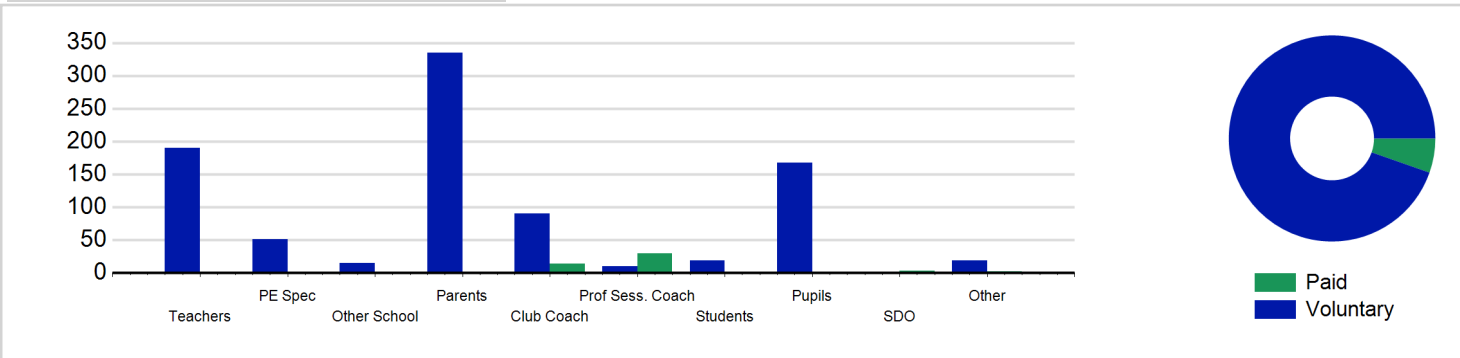
### Participant Sessions<sup>1</sup> by School Type



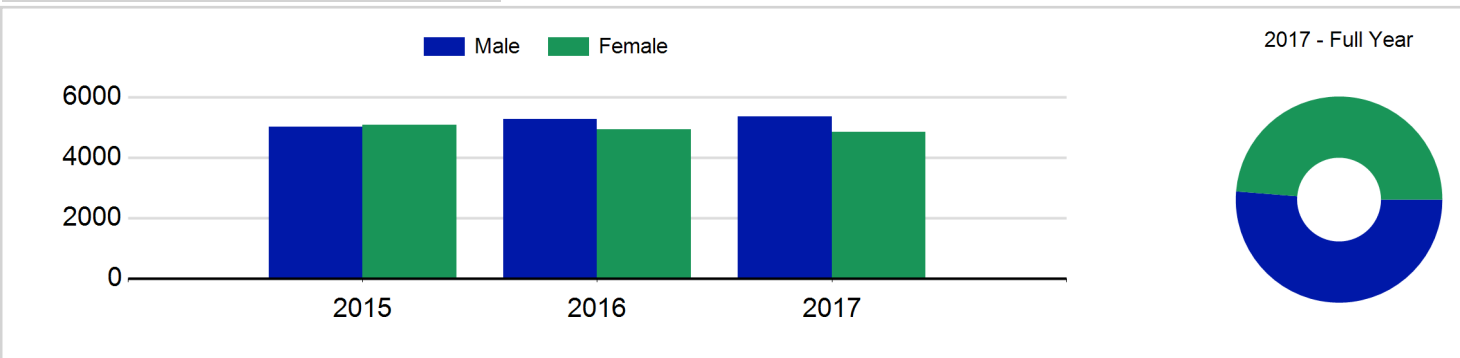
### Participant Sessions<sup>1</sup> by Year Group and Gender



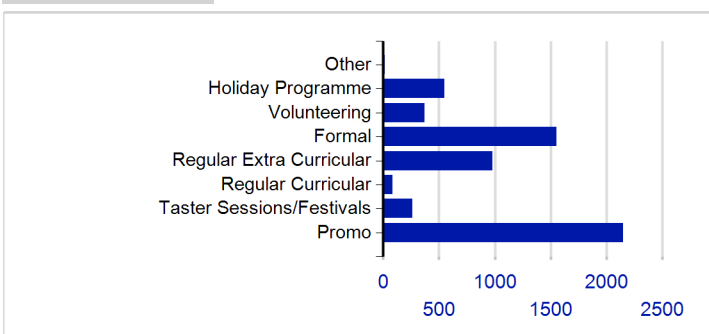
### Distinct Deliverers



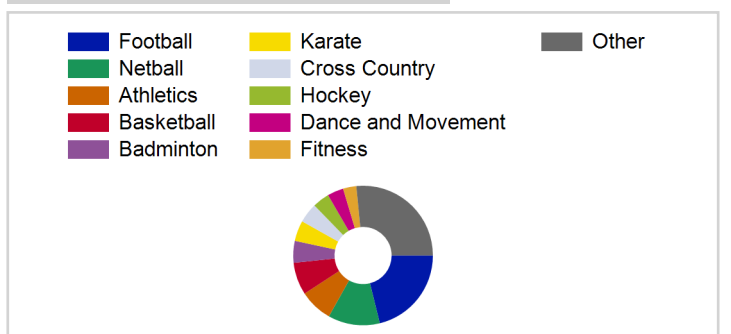
### Distinct Participants<sup>2</sup> by Gender



### School/Club Links



### Top 10 Activities. by Participant Sessions<sup>1</sup>



# Term Report: Aberdeenshire Council

Academic Year : 2017/18, Term(s) : Full Year

Putting sport first

**sportscotland**  
the national agency for sport

## Participant Sessions<sup>1</sup> by Year Group and Gender

	Male	Female
<b>P1</b>	7,415	5,260
<b>P2</b>	7,630	5,743
<b>P3</b>	8,977	7,410
<b>P4</b>	10,313	8,938
<b>P5</b>	12,111	11,953
<b>P6</b>	12,940	10,954
<b>P7</b>	11,487	10,626
<b>S1</b>	18,090	11,829
<b>S2</b>	11,457	11,828
<b>S3</b>	8,894	7,346
<b>S4</b>	4,116	6,083
<b>S5</b>	2,326	2,872
<b>S6</b>	1,230	1,632
<b>ASN P</b>	580	95
<b>ASN S</b>	711	81
<b>Total</b>	<b>118,277</b>	<b>102,650</b>

## Distinct Deliverers<sup>5</sup> by Type

	Paid	Voluntary
<b>Teachers</b>		190
<b>PE Spec</b>		51
<b>Other School</b>	1	15
<b>Parents</b>	1	335
<b>Club Coach</b>	14	90
<b>Prof Sess. Coach</b>	30	10
<b>Students</b>		19
<b>Pupils</b>		168
<b>SDO</b>	3	
<b>Other</b>	2	19
<b>Total</b>	<b>51</b>	<b>897</b>

## Distinct Participants<sup>2</sup> by Gender

<b>Male</b>	5,358
<b>Female</b>	4,852
<b>Total</b>	<b>10,210</b>