

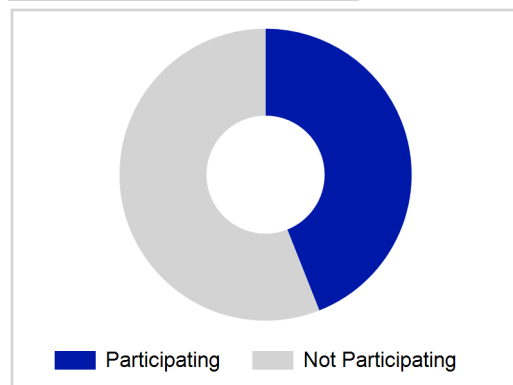
Term Report: Perth & Kinross Council

Academic Year : 2015/2016, Term(s) : Full Year

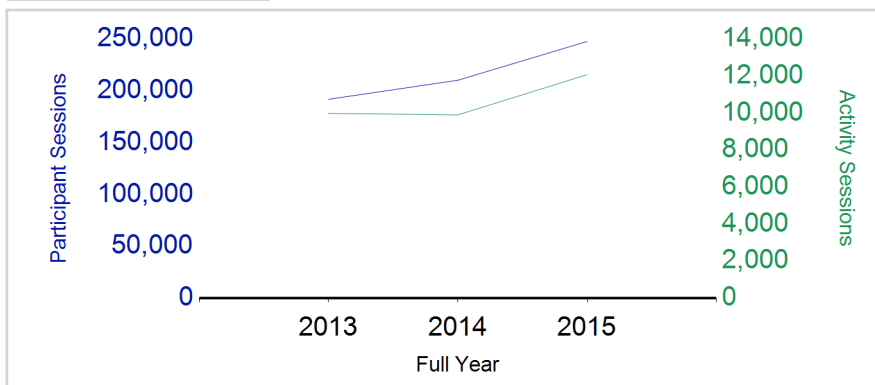
Putting Sport First

sportscotland
 the national agency for sport

% School Roll Participating



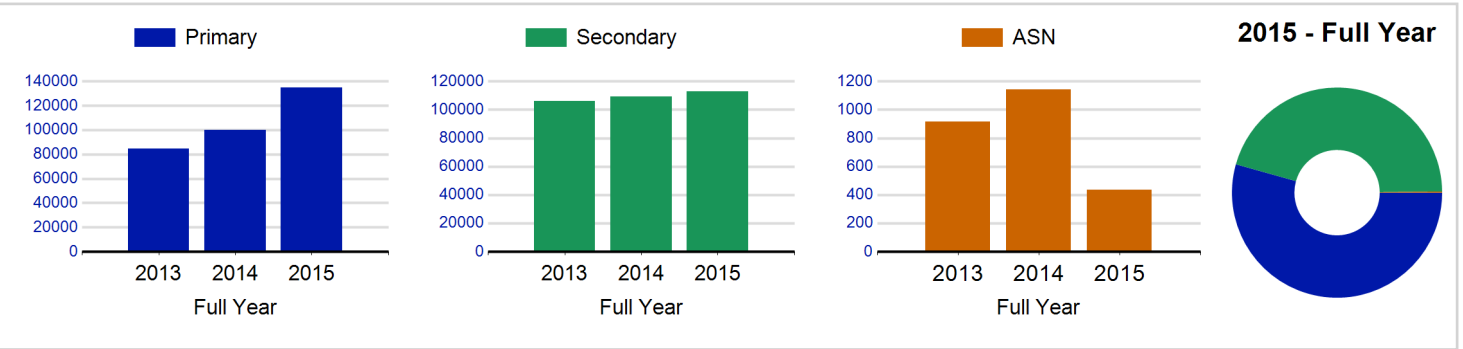
Participant Sessions¹



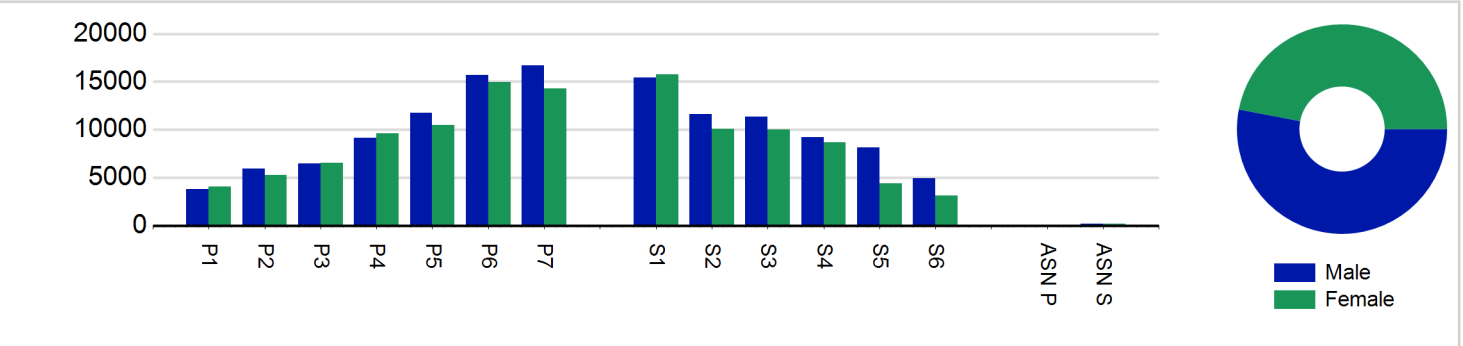
	2013 Full Year	2014 Full Year	2015 Full Year
Activity Sessions	9,985	9,902	12,078
% Purely voluntary	91%	93%	92%
Activity Session Blocks ³	1,153	1,078	1,278
Avg Activity Sessions / Block ⁴	8.7	9.2	9.5
Different Activities	54	52	59
Participant Sessions¹	191,863	210,260	247,694
% Female	44%	46%	47%
Distinct Participants²	7,613	7,156	7,888
Total School Roll	17,578	17,750	17,821
% Participating	43%	40%	44%
Distinct Deliverers⁵	818	875	906
% Volunteers	94%	95%	94%
Qualified Volunteers	450	457	454
Secondary Pupils	269	282	252
Total Deliverer Sessions ⁶	20,417	20,699	25,535
Avg Deliverers Sessions / Deliverer	25.0	23.7	28.2
School Club Links	1,269	830	765
Schools with at least 1 link	84	82	84
Clubs with at least 1 link	118	117	115

1. Participant Sessions are the 'visits' pupils have made to activities. These figures do not represent the distinct pupils, and should only be taken as indicative of participation
 2. Distinct participants are pupils who have attended at least one session of Active Schools supported activity across the selected year/term (whether this was in a single or multiple school activity).
 3. Activities are recorded in ASMO as 'Activity Session Blocks' which describe a group who meet to take part in an activity.
 4. The Average Activity Sessions/Block figure shows the average length of a block (i.e. how many weeks did the average block run for?)
 5. Distinct Deliverers are deliverers who have delivered at least one session of Active Schools supported activity across the selected year/term.
 6. Deliverer Sessions are the 'visits' deliverers have made to activities. These figures do not represent the distinct deliverers, and should only be taken as indicative of delivery. Distinct deliverer information is only available at the local authority level.
 7. School Roll details are taken from the Pupil Census as at September of the Academic Year. Summaries available at <http://www.gov.scot/topics/statistics/browse/school-education/datasets>
 8. Distinct Participant data collection 2011 onwards

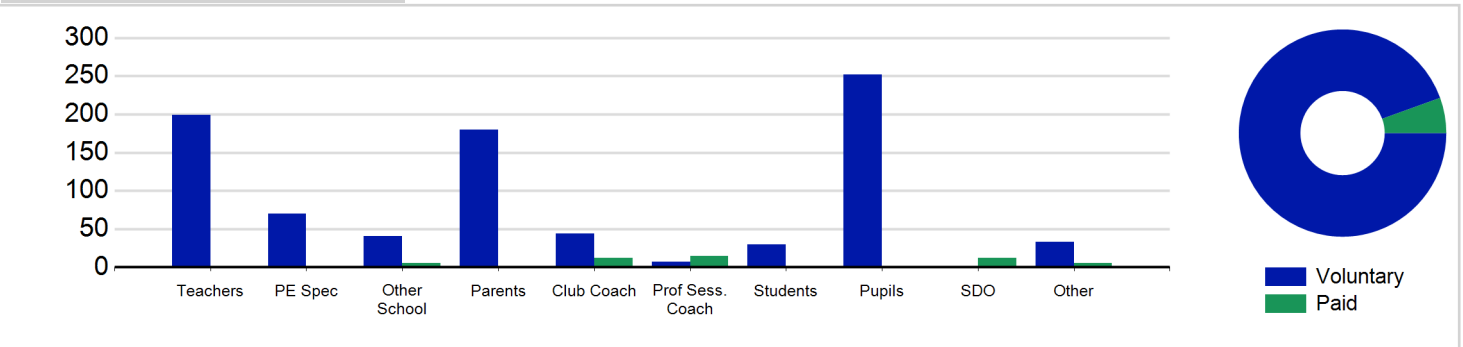
Participant Sessions¹ by School Type



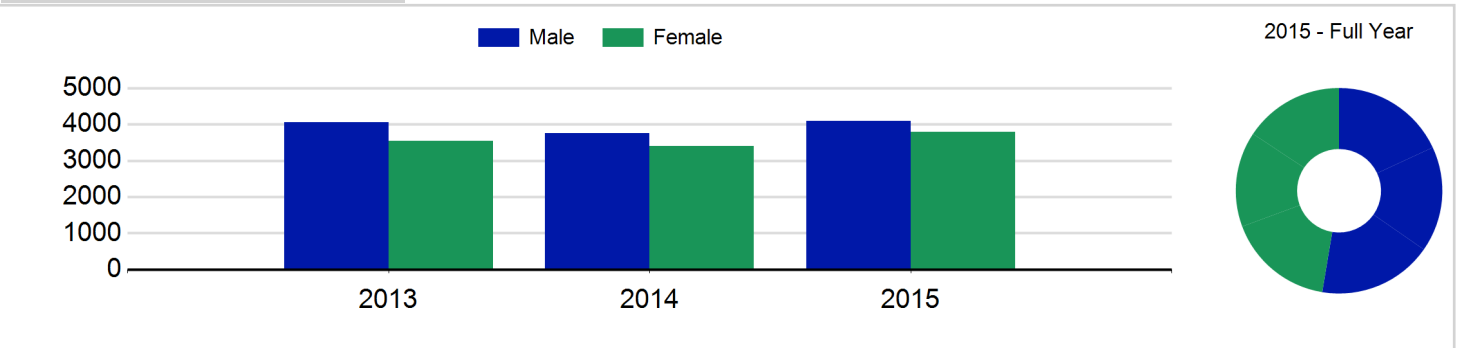
Participant Sessions¹ by Year Group and Gender



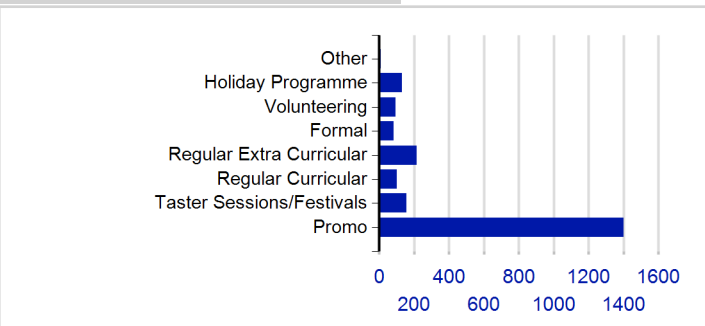
Distinct Deliverers



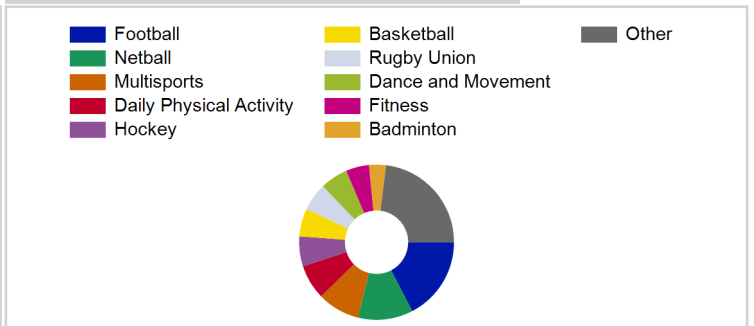
Distinct Participants² by Gender



School/Club Links



Top 10 Activities by Participant Sessions¹



Term Report: Perth & Kinross Council

Academic Year : 2015/2016, Term(s) : Full Year

Putting Sport First

sportscotland
the national agency for sport

Participant Sessions¹ by Yeargroup and Gender

	Male	Female
P1	3,795	4,071
P2	5,905	5,243
P3	6,465	6,527
P4	9,110	9,611
P5	11,775	10,480
P6	15,701	14,963
P7	16,707	14,260
S1	15,454	15,792
S2	11,597	10,068
S3	11,346	10,008
S4	9,209	8,641
S5	8,133	4,380
S6	4,911	3,106
ASN P	36	66
ASN S	176	158
Total	130,320	117,374

Distinct Deliverers⁵ by Type

	Paid	Voluntary
Teachers	0	199
PE Spec	0	70
Other School	5	41
Parents	1	180
Club Coach	12	44
Prof Sess. Coach	15	7
Students	0	30
Pupils	0	252
SDO	12	0
Other	5	33
Total	50	856

Distinct Participants² by Gender

Male	4,096
Female	3,792
Total	7,888