

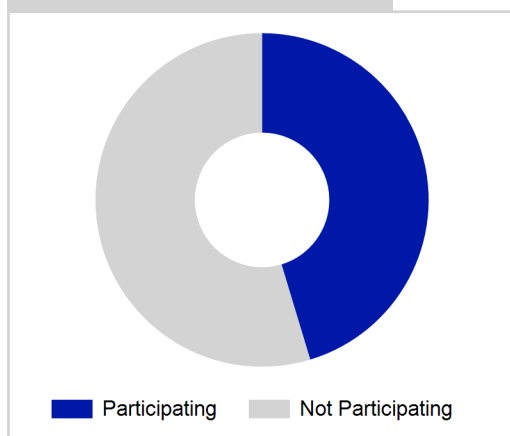
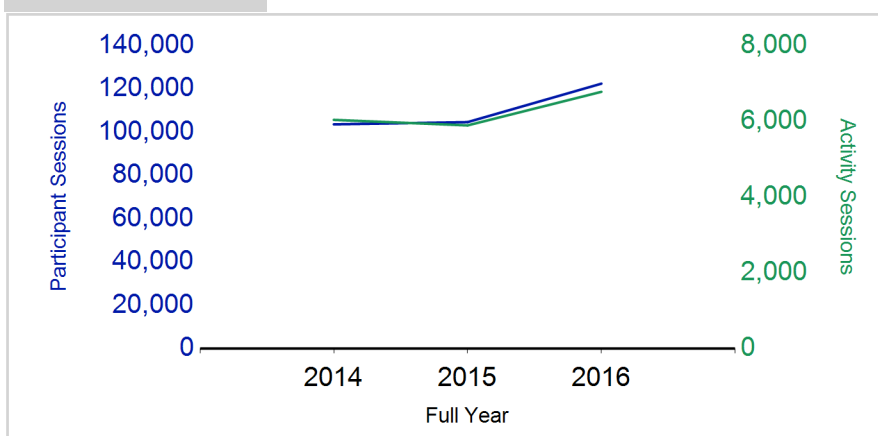
Term Report: South Ayrshire Council

Academic Year : 2016/2017, Term(s) : Full Year

Putting sport first

sportscotland
 the national agency for sport

% School Roll Participating

Participant Sessions¹

	2014 Full Year	2015 Full Year	2016 Full Year
Activity Sessions	6,038	5,892	6,779
% Purely voluntary	70%	73%	78%
Activity Session Blocks ³	897	855	955
Avg. Activity Sessions / Block ⁴	6.7	6.9	7.1
Different Activities	38	39	41
Participant Sessions¹	103,599	104,631	122,395
% Female	44%	44%	47%
Distinct Participants²	6,481	6,219	6,505
Total School Roll	14,005	14,075	14,075
% Participating	46%	44%	46%
Distinct Deliverers⁵	590	449	470
% Volunteers	88%	90%	92%
Qualified Volunteers	263	219	222
Secondary Pupils	120	108	122
Total Deliverer Sessions ⁶	12,237	10,795	12,391
Avg. Deliverers Sessions / Deliverers	20.7	24.0	26.4
School Club Links	327	310	404
Schools with at least one link	51	51	51
Clubs with at least one link	69	63	66

1. Participant Sessions are the 'visits' pupils have made to activities. These figures do not represent the distinct pupils, and should only be taken as indicative of participation.

2. Distinct participants are pupils who have attended at least one session of Active Schools supported activity across the selected year/term (whether this was in a single or multiple school activity).

3. Activities are recorded in ASMO as 'Activity Session Blocks' which describe a group who meet to take part in an activity.

4. The Average Activity Sessions/Block figure shows the average length of a block (i.e. how many weeks did the average block run for?)

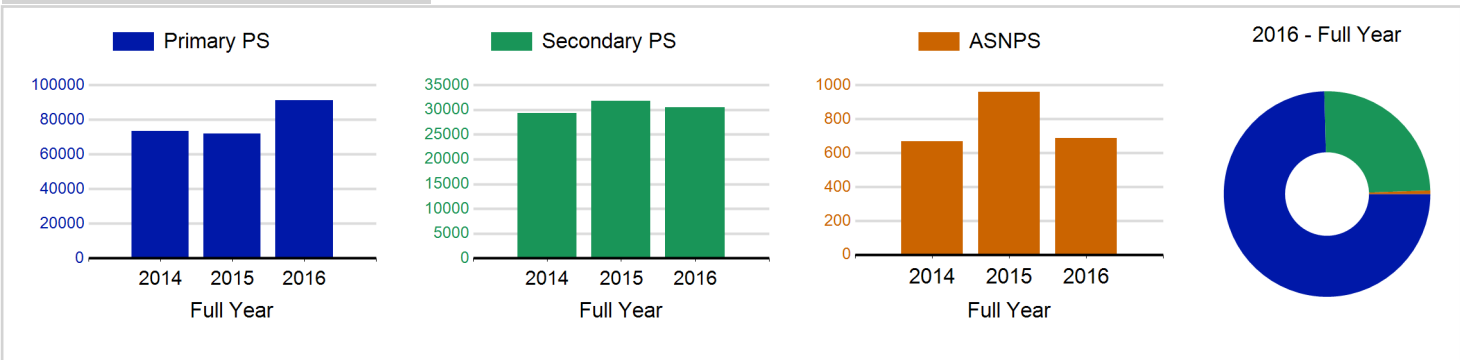
5. Distinct Deliverers are deliverers who have delivered at least one session of Active Schools supported activity across the selected year/term.

6. Deliverer Sessions are the 'visits' deliverers have made to activities. These figures do not represent the distinct deliverers, and should only be taken as indicative of delivery. Distinct deliverer information is only available at the local authority level.

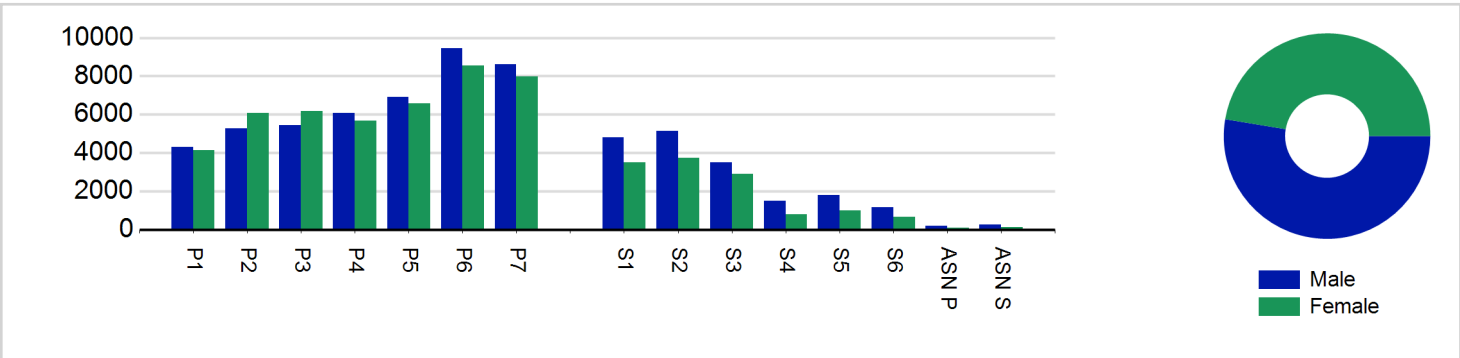
7. School Roll details are taken from the Pupil Census as at September of the Academic Year. Summaries available at <http://www.gov.scot/topics/statistics/browse/school-education/datasets>

8. Distinct Participant data collection 2011 onwards

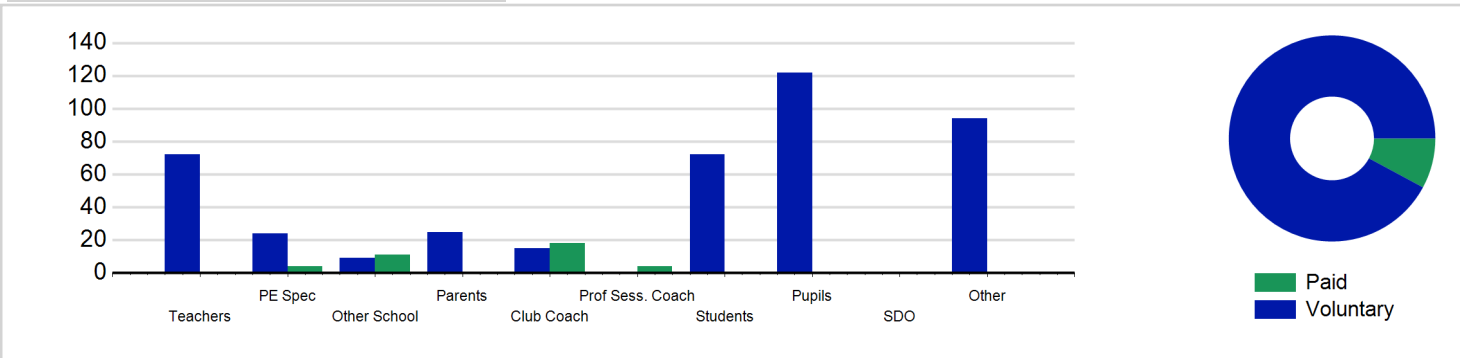
Participant Sessions¹ by School Type



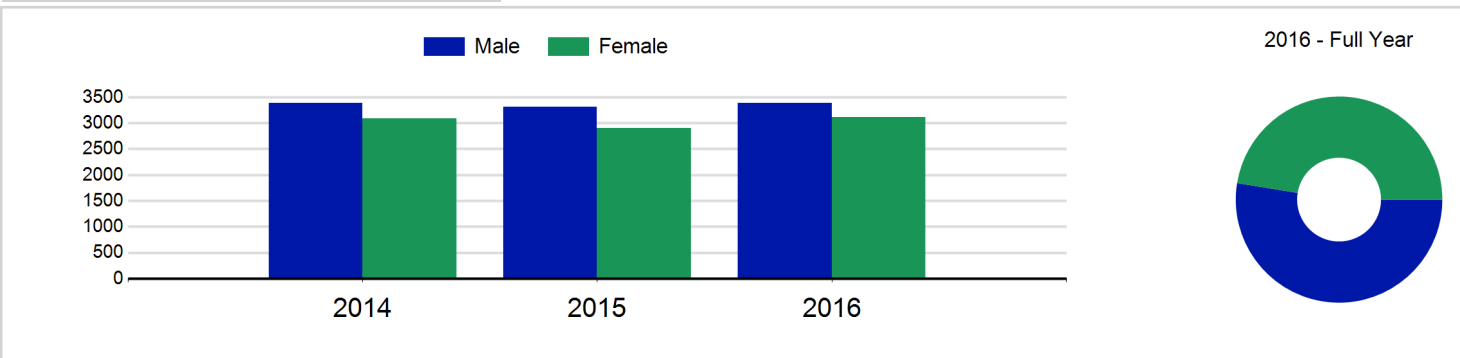
Participant Sessions¹ by Year Group and Gender



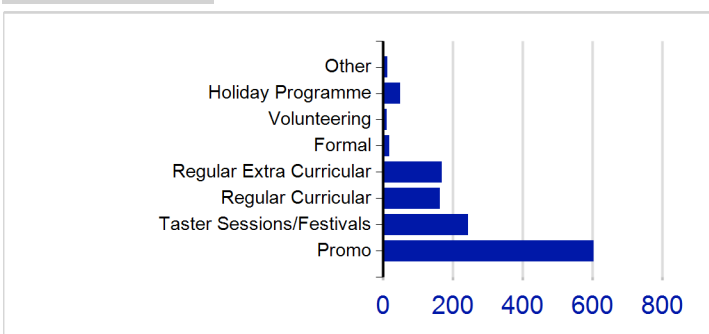
Distinct Deliverers



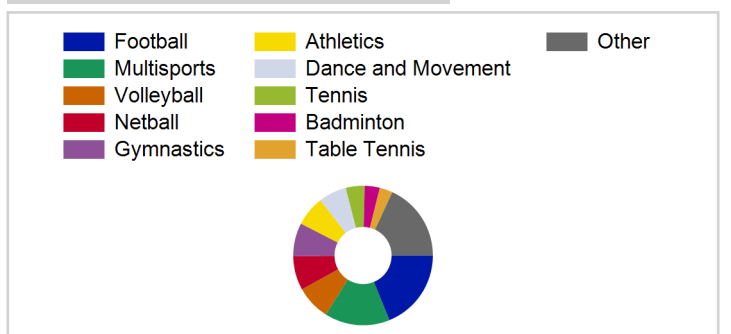
Distinct Participants² by Gender



School/Club Links



Top 10 Activities. by Participant Sessions¹



Term Report: South Ayrshire Council

Academic Year : 2016/2017, Term(s) : Full Year

Putting sport first

sportscotland
the national agency for sport

Participant Sessions¹ by Year Group and Gender

	Male	Female
P1	4,311	4,121
P2	5,266	6,075
P3	5,444	6,171
P4	6,085	5,685
P5	6,922	6,593
P6	9,470	8,554
P7	8,604	7,971
S1	4,803	3,492
S2	5,126	3,751
S3	3,498	2,884
S4	1,483	800
S5	1,793	986
S6	1,146	672
ASN P	193	89
ASN S	268	139
Total	64,412	57,983

Distinct Deliverers⁵ by Type

	Paid	Voluntary
Teachers		72
PE Spec	4	24
Other School	11	9
Parents		25
Club Coach	18	15
Prof Sess. Coach	4	
Students		72
Pupils		122
SDO		
Other		94
Total	37	433

Distinct Participants² by Gender

Male	3,387
Female	3,118
Total	6,505