

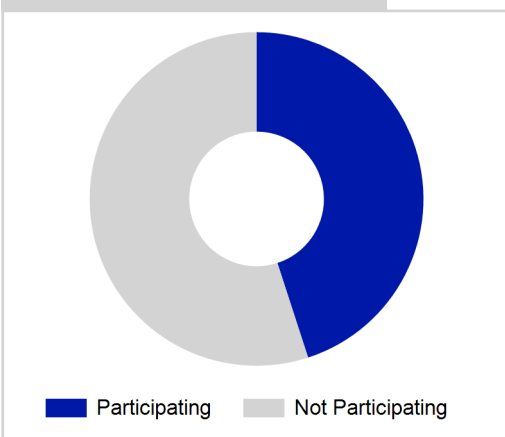
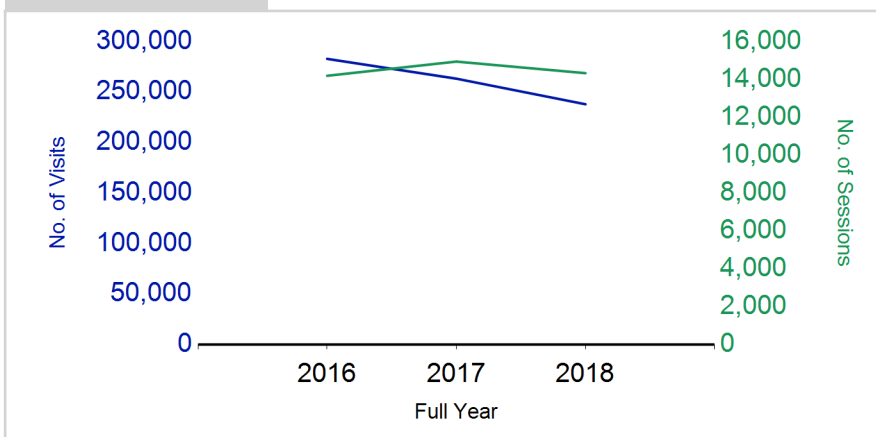
# Term Report: Renfrewshire Council

Academic Year : 2018/19, Term(s) : Full Year

Sport for Life

**sportscotland**  
 the national agency for sport

% School Roll Participating

Visits<sup>1</sup>

	2016 Full Year	2017 Full Year	2018 Full Year
<b>Sessions</b>	<b>14,192</b>	<b>14,942</b>	<b>14,330</b>
% Purely voluntary	41%	38%	46%
Blocks <sup>3</sup>	1743	1966	1824
Sessions / Block <sup>4</sup>	8.1	7.6	7.9
Different Activities	54	51	50
<b>Visits<sup>1</sup></b>	<b>282,854</b>	<b>263,256</b>	<b>237,927</b>
% Female	46%	44%	45%
<b>Participants<sup>2</sup></b>	<b>10,792</b>	<b>10,770</b>	<b>10,558</b>
Total School Roll	23,146	23,544	23,570
% Participating	47%	46%	45%
<b>Deliverers<sup>5</sup></b>	<b>682</b>	<b>476</b>	<b>574</b>
% Volunteers	84%	73%	84%
Qualified Volunteers	375	288	331
Secondary Pupils	234	154	217
Total Deliverer Sessions <sup>6</sup>	23,634	24,275	22,415
Avg. Deliverers Sessions / Deliverers	34.7	51.0	39.1
<b>School Club Links</b>	<b>464</b>	<b>462</b>	<b>481</b>
Schools with at least one link	63	62	62
Clubs with at least one link	51	67	65

1. Visits are the number of times pupils have attended activities. These figures do not represent the participant figure, and instead should only be taken as indicative of participation.

2. Participants are pupils who have attended at least one session of Active Schools supported activity across the selected year/term (whether this was in a single or multiple school activity).

3. Activities are recorded in ASMO as 'blocks' which are made up of a group of 'sessions'.

4. The Avg Sessions / Blocks figure shows the average number of sessions within a block.

5. Deliverers are people who have delivered at least one session of Active Schools supported activity across the selected year/term.

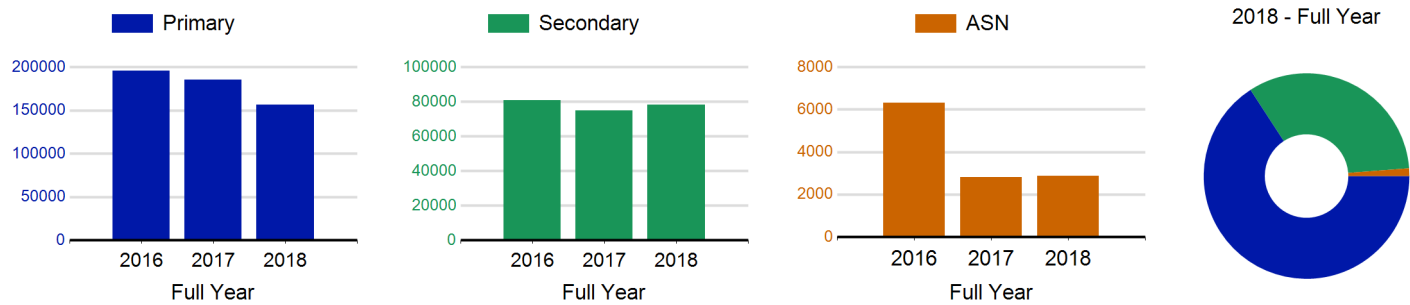
6. Deliverer Sessions are the 'visits' deliverers have made to activities. These figures do not represent the total deliverer figure, and should only be taken as indicative of delivery. Deliverer information is only available at the local authority level.

7. School Roll details are taken from the Pupil Census as at September of the Academic Year. Summaries available at <http://www.gov.scot/topics/statistics/browse/school-education/datasets>

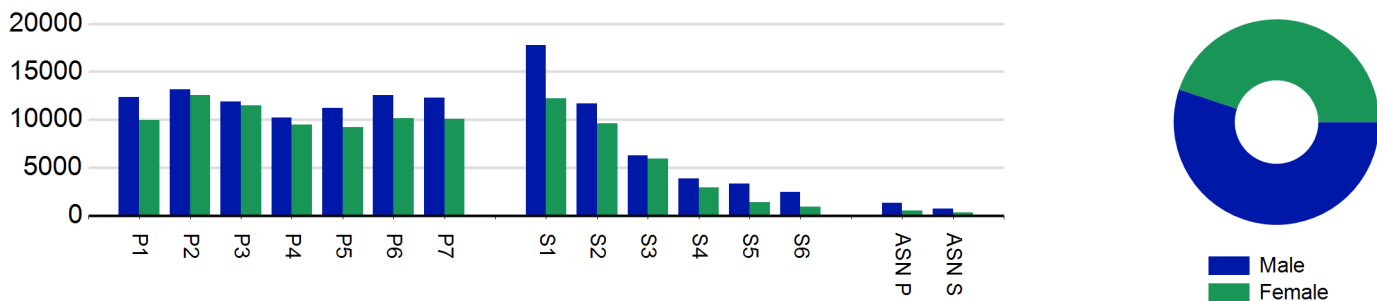
8. Participant data collection 2011 onwards.



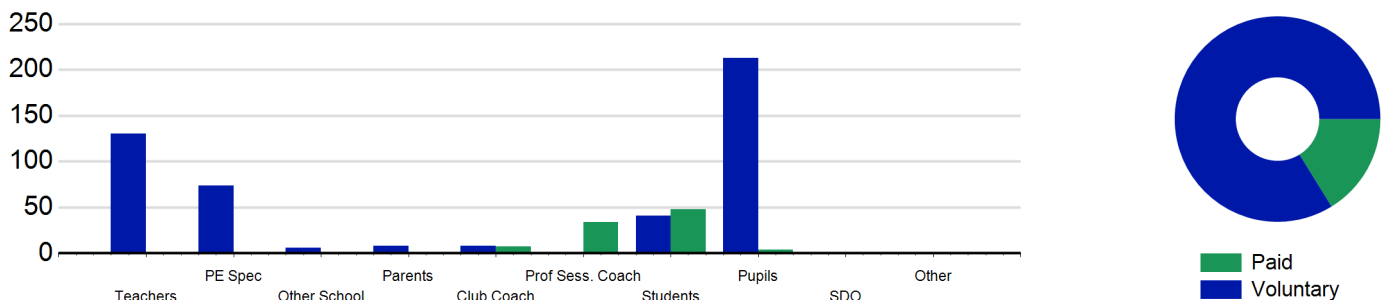
### Visits<sub>1</sub> by School Type



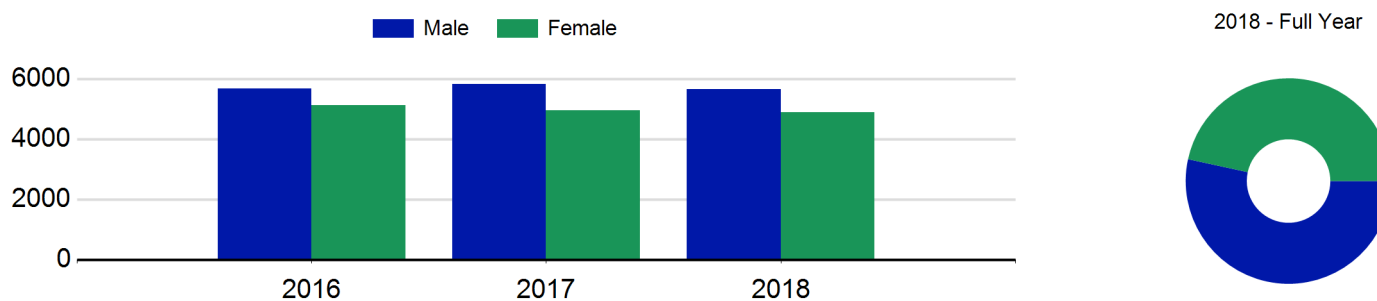
### Visits<sub>1</sub> by Year Group and Sex



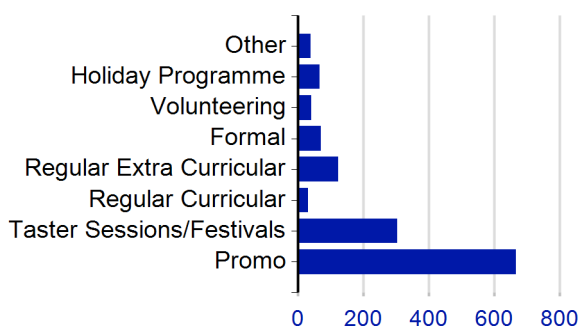
### Deliverers



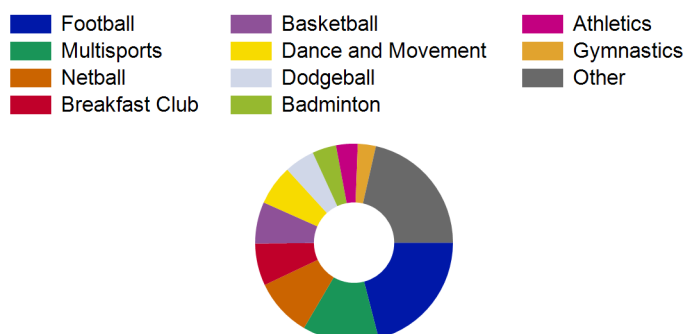
### Participants<sub>2</sub> by Sex



### School/Club Links



### Top 10 Activities. by Visits<sub>1</sub>





# Term Report: Renfrewshire Council

Academic Year : 2018/19, Term(s) : Full Year

Sport for Life

**sportscotland**  
the national agency for sport

## Visits<sup>1</sup> by Year Group and Sex

	Male	Female
<b>P1</b>	12,347	9,927
<b>P2</b>	13,171	12,556
<b>P3</b>	11,862	11,477
<b>P4</b>	10,239	9,453
<b>P5</b>	11,236	9,209
<b>P6</b>	12,581	10,164
<b>P7</b>	12,313	10,094
<b>S1</b>	17,788	12,191
<b>S2</b>	11,680	9,643
<b>S3</b>	6,288	5,939
<b>S4</b>	3,842	2,945
<b>S5</b>	3,350	1,386
<b>S6</b>	2,480	893
<b>ASN P</b>	1,338	514
<b>ASN S</b>	696	325
<b>Total</b>	<b>131,211</b>	<b>106,716</b>

## Deliverers<sup>5</sup> by Type

	Paid	Voluntary
<b>Teachers</b>	0	130
<b>PE Spec</b>	0	74
<b>Other School</b>	0	6
<b>Parents</b>	0	8
<b>Club Coach</b>	7	8
<b>Prof Sess. Coach</b>	34	0
<b>Students</b>	48	41
<b>Pupils</b>	4	213
<b>SDO</b>	0	0
<b>Other</b>	0	1
<b>Total</b>	<b>93</b>	<b>481</b>

## Participants<sup>2</sup> by Sex

<b>Male</b>	5,657
<b>Female</b>	4,901
<b>Total</b>	<b>10,558</b>

