

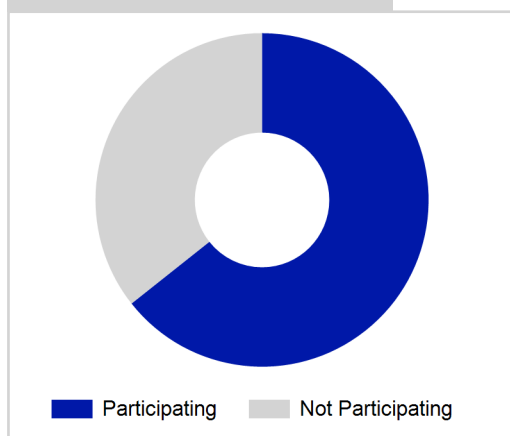
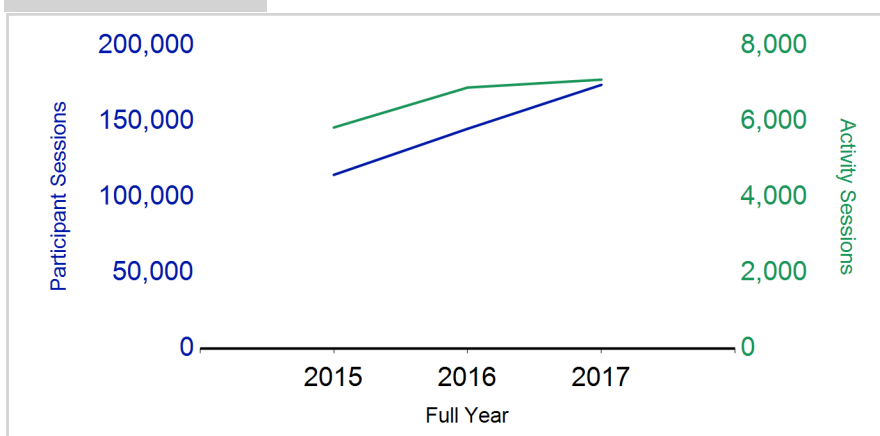
Term Report: Clackmannanshire Council

Academic Year : 2017/18, Term(s) : Full Year

Putting sport first

sportscotland
 the national agency for sport

% School Roll Participating

Participant Sessions¹

	2015 Full Year	2016 Full Year	2017 Full Year
Activity Sessions	5,836	6,891	7,099
% Purely voluntary	51%	53%	62%
Activity Session Blocks ³	820	979	924
Avg. Activity Sessions / Block ⁴	7.1	7.0	7.7
Different Activities	40	44	40
Participant Sessions¹	114,648	145,066	174,060
% Female	41%	39%	35%
Distinct Participants²	3,953	4,273	4,486
Total School Roll	6,585	6,585	6,625
% Participating	60%	65%	68%
Distinct Deliverers⁵	337	424	461
% Volunteers	87%	89%	89%
Qualified Volunteers	136	224	189
Secondary Pupils	98	111	112
Total Deliverer Sessions ⁶	11,199	13,575	16,529
Avg. Deliverers Sessions / Deliverers	33.2	32.0	35.9
School Club Links	380	450	453
Schools with at least one link	22	22	22
Clubs with at least one link	55	64	67

1. Participant Sessions are the 'visits' pupils have made to activities. These figures do not represent the distinct pupils, and should only be taken as indicative of participation.

2. Distinct participants are pupils who have attended at least one session of Active Schools supported activity across the selected year/term (whether this was in a single or multiple school activity).

3. Activities are recorded in ASMO as 'Activity Session Blocks' which describe a group who meet to take part in an activity.

4. The Average Activity Sessions/Block figure shows the average length of a block (i.e. how many weeks did the average block run for?)

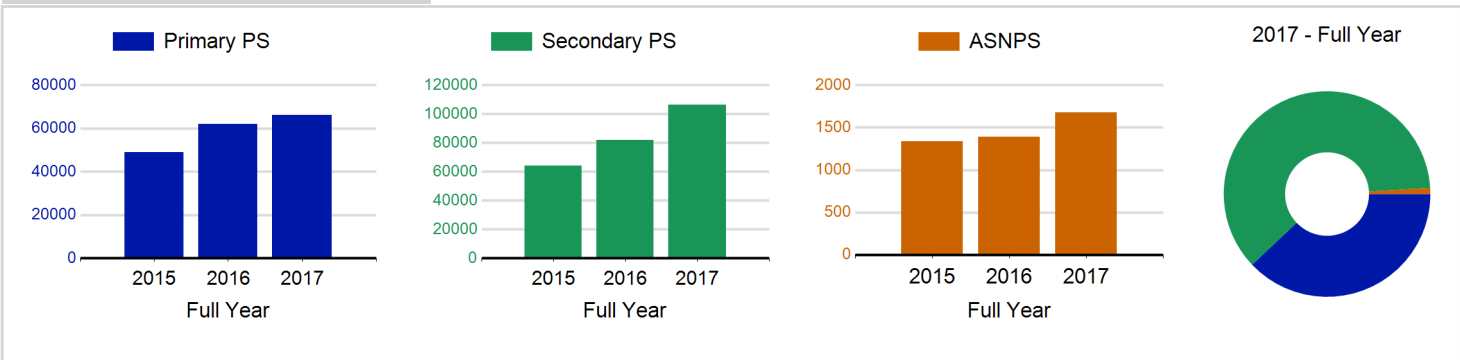
5. Distinct Deliverers are deliverers who have delivered at least one session of Active Schools supported activity across the selected year/term.

6. Deliverer Sessions are the 'visits' deliverers have made to activities. These figures do not represent the distinct deliverers, and should only be taken as indicative of delivery. Distinct deliverer information is only available at the local authority level.

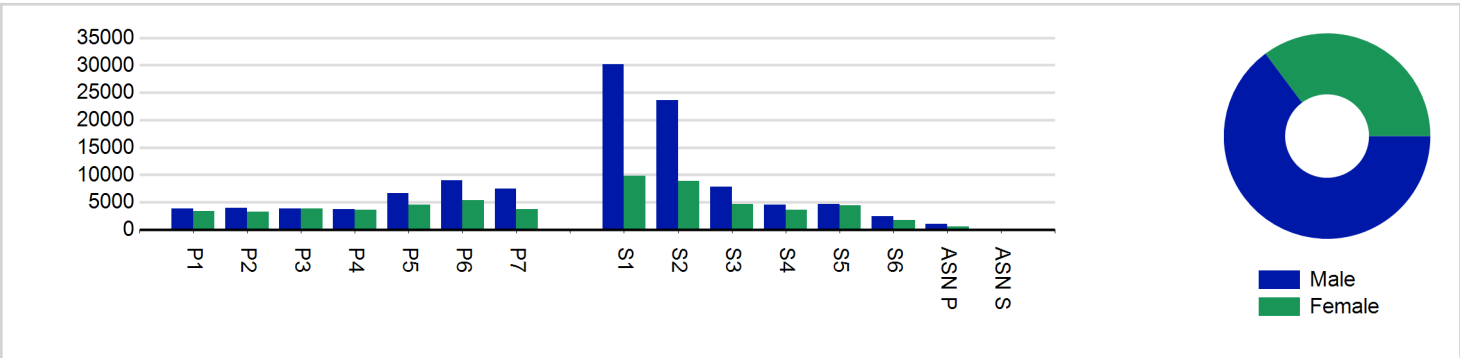
7. School Roll details are taken from the Pupil Census as at September of the Academic Year. Summaries available at <http://www.gov.scot/topics/statistics/browse/school-education/datasets>

8. Distinct Participant data collection 2011 onwards

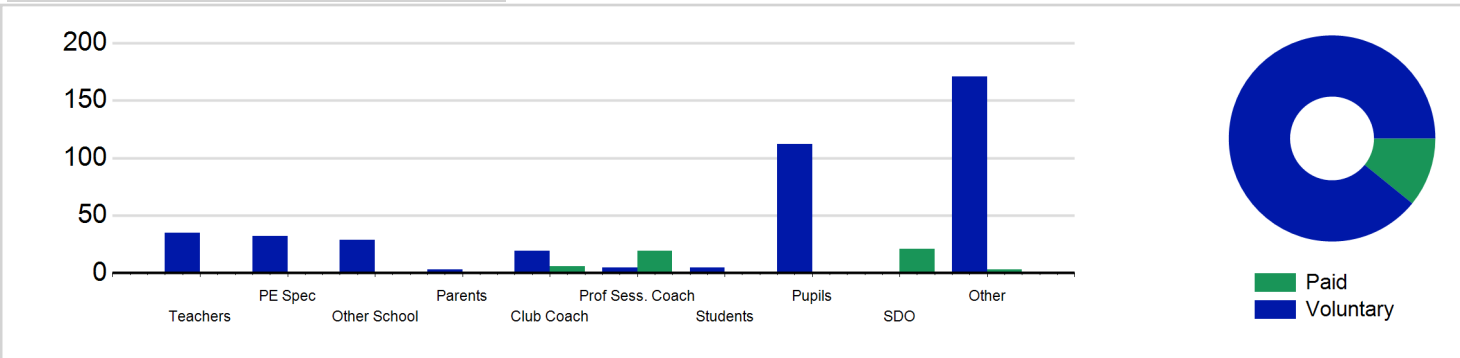
Participant Sessions₁ by School Type



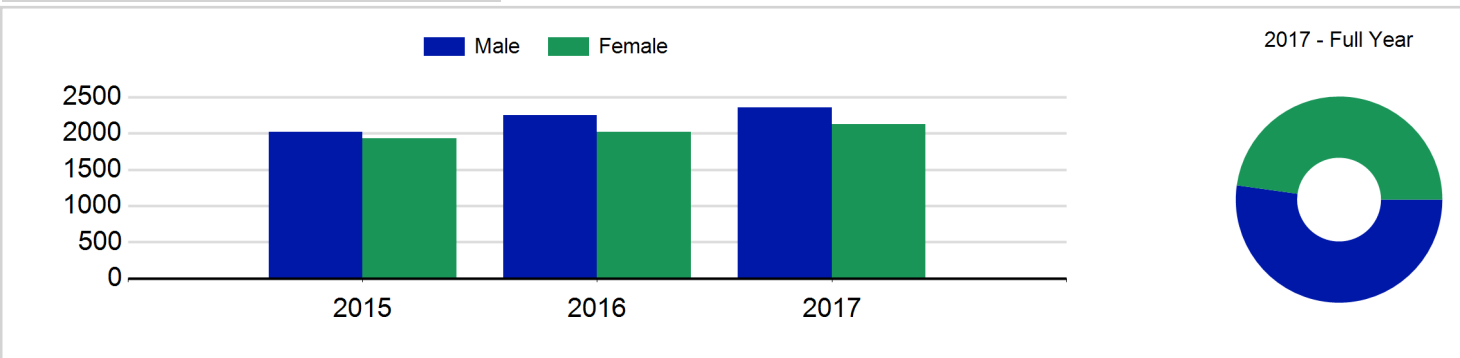
Participant Sessions₁ by Year Group and Gender



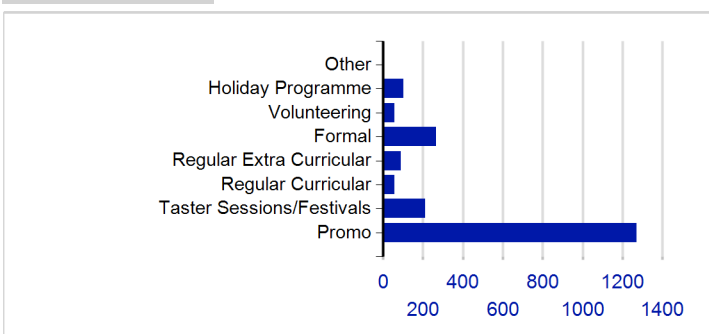
Distinct Deliverers



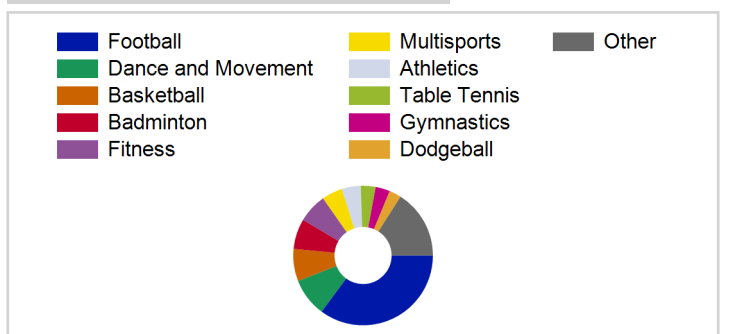
Distinct Participants₂ by Gender



School/Club Links



Top 10 Activities. by Participant Sessions₁



Term Report: Clackmannanshire Council

Academic Year : 2017/18, Term(s) : Full Year

Putting sport first

sportscotland
the national agency for sport

Participant Sessions¹ by Year Group and Gender

	Male	Female
P1	3,864	3,363
P2	3,927	3,274
P3	3,855	3,862
P4	3,651	3,550
P5	6,581	4,533
P6	9,029	5,380
P7	7,490	3,659
S1	30,212	9,777
S2	23,628	8,827
S3	7,861	4,689
S4	4,540	3,604
S5	4,644	4,402
S6	2,468	1,713
ASN P	1,044	540
ASN S	66	27
Total	112,860	61,200

Distinct Deliverers⁵ by Type

	Paid	Voluntary
Teachers		35
PE Spec		32
Other School	1	29
Parents		3
Club Coach	6	19
Prof Sess. Coach	19	5
Students		5
Pupils		112
SDO	21	
Other	3	171
Total	50	411

Distinct Participants² by Gender

Male	2,359
Female	2,127
Total	4,486