

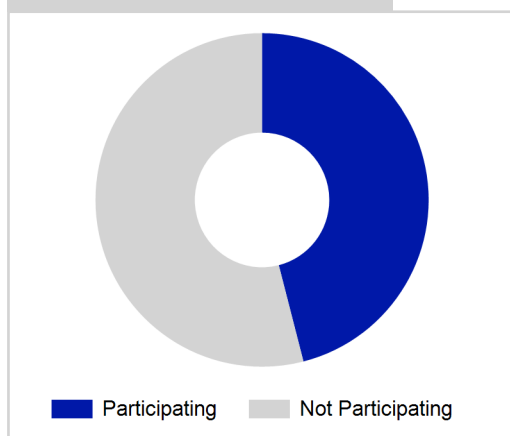
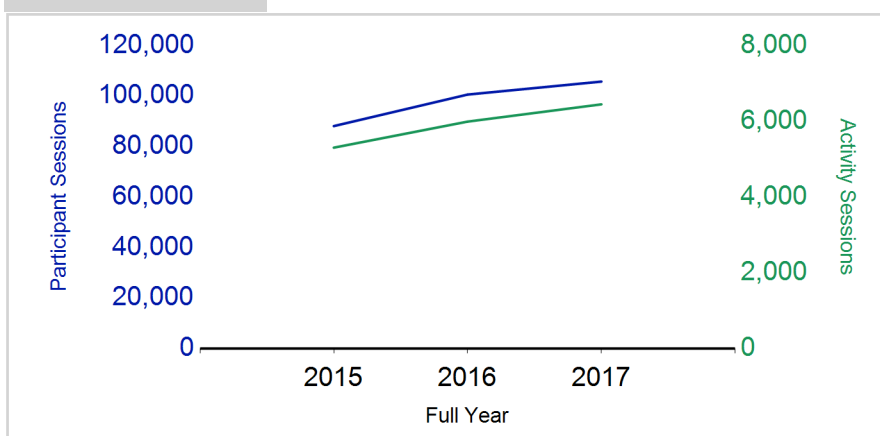
Term Report: West Dunbartonshire Council

Academic Year : 2017/18, Term(s) : Full Year

Putting sport first

sportscotland
 the national agency for sport

% School Roll Participating

Participant Sessions¹

	2015 Full Year	2016 Full Year	2017 Full Year
Activity Sessions	5,304	5,992	6,448
% Purely voluntary	72%	66%	64%
Activity Session Blocks ³	735	814	917
Avg. Activity Sessions / Block ⁴	7.2	7.4	7.0
Different Activities	31	35	44
Participant Sessions¹	88,104	100,591	105,727
% Female	44%	44%	47%
Distinct Participants²	5,587	5,724	5,860
Total School Roll	12,405	12,448	12,581
% Participating	45%	46%	47%
Distinct Deliverers⁵	374	360	338
% Volunteers	91%	91%	92%
Qualified Volunteers	215	198	202
Secondary Pupils	55	48	38
Total Deliverer Sessions ⁶	9,657	10,459	12,236
Avg. Deliverers Sessions / Deliverers	25.8	29.1	36.2
School Club Links	229	219	258
Schools with at least one link	39	40	41
Clubs with at least one link	31	32	35

1. Participant Sessions are the 'visits' pupils have made to activities. These figures do not represent the distinct pupils, and should only be taken as indicative of participation.

2. Distinct participants are pupils who have attended at least one session of Active Schools supported activity across the selected year/term (whether this was in a single or multiple school activity).

3. Activities are recorded in ASMO as 'Activity Session Blocks' which describe a group who meet to take part in an activity.

4. The Average Activity Sessions/Block figure shows the average length of a block (i.e. how many weeks did the average block run for?)

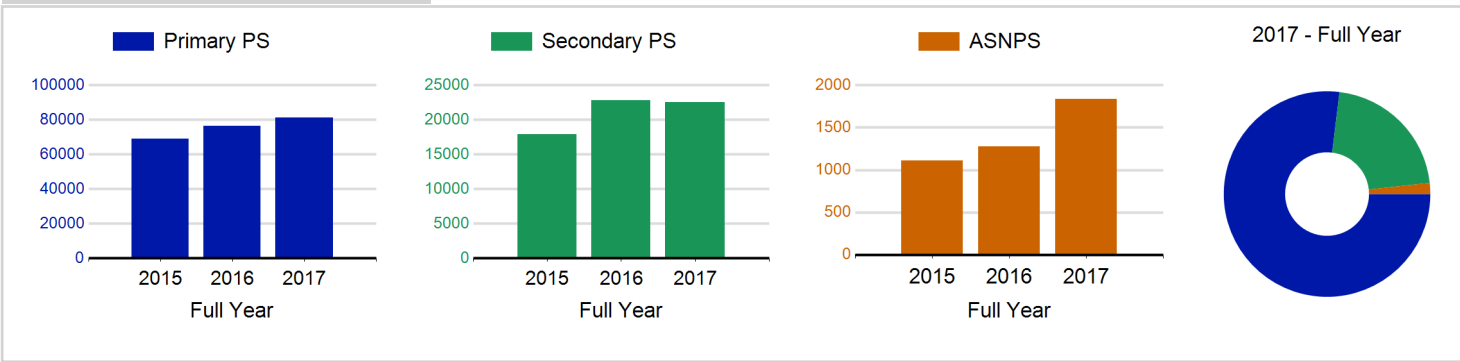
5. Distinct Deliverers are deliverers who have delivered at least one session of Active Schools supported activity across the selected year/term.

6. Deliverer Sessions are the 'visits' deliverers have made to activities. These figures do not represent the distinct deliverers, and should only be taken as indicative of delivery. Distinct deliverer information is only available at the local authority level.

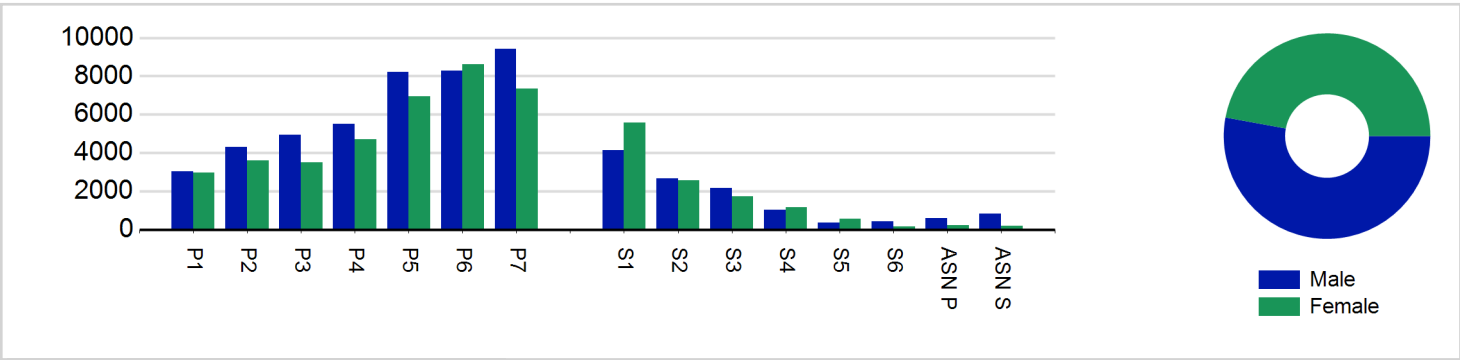
7. School Roll details are taken from the Pupil Census as at September of the Academic Year. Summaries available at <http://www.gov.scot/topics/statistics/browse/school-education/datasets>

8. Distinct Participant data collection 2011 onwards

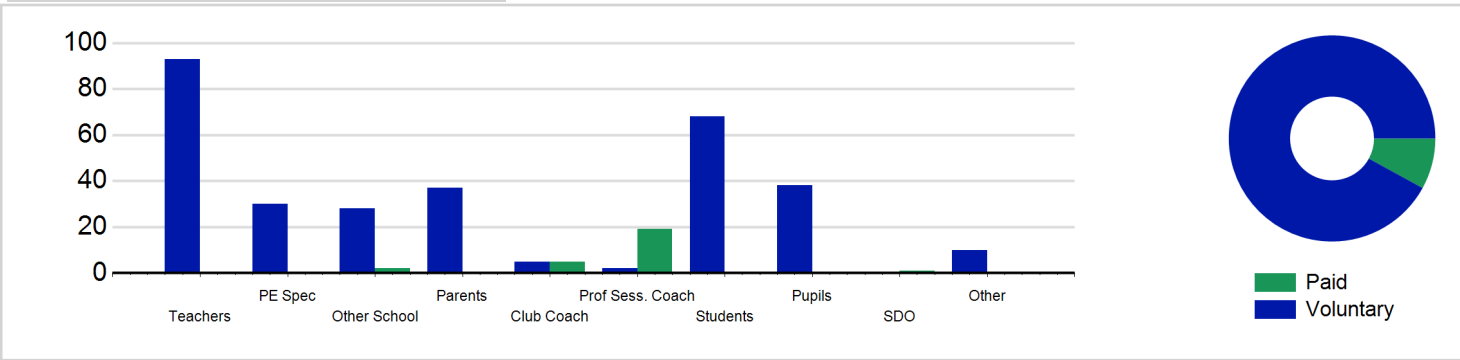
Participant Sessions¹ by School Type



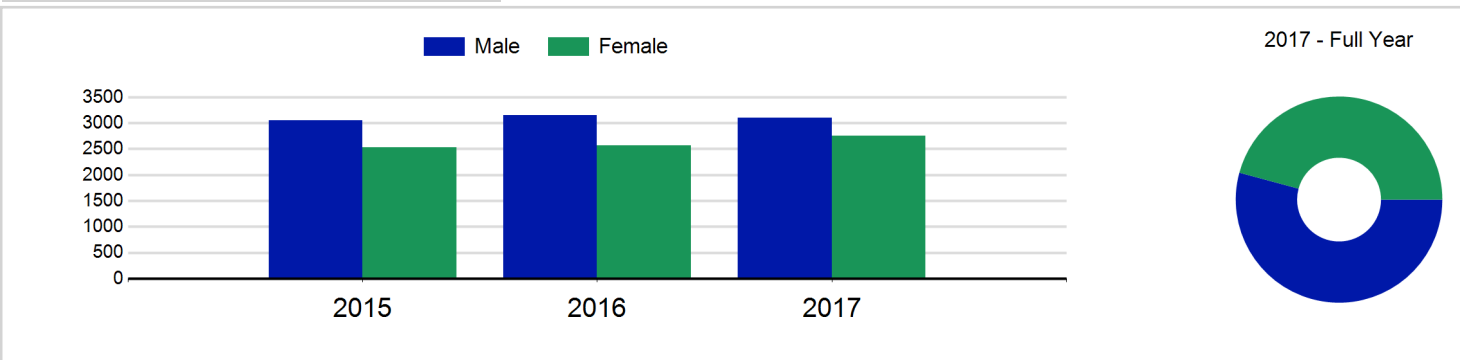
Participant Sessions¹ by Year Group and Gender



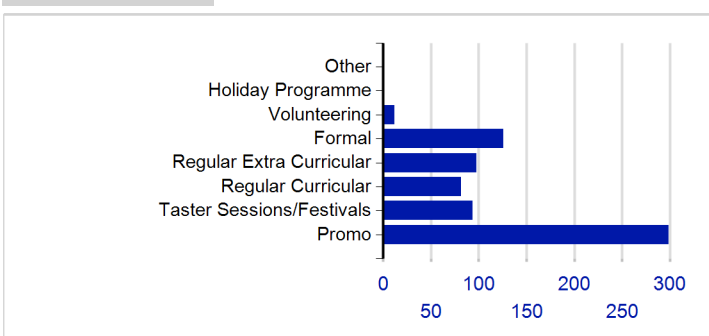
Distinct Deliverers



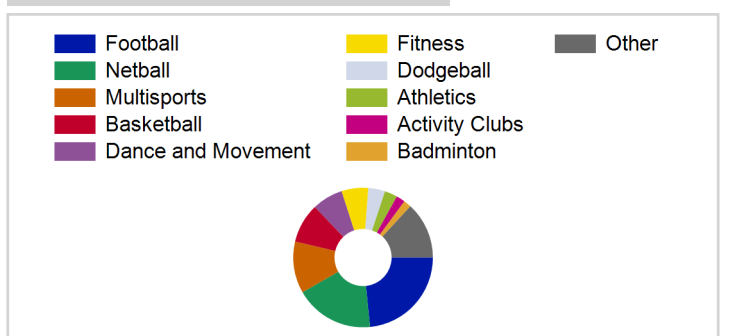
Distinct Participants² by Gender



School/Club Links



Top 10 Activities. by Participant Sessions¹



Term Report: West Dunbartonshire Council

Academic Year : 2017/18, Term(s) : Full Year

Putting sport first

sportscotland
the national agency for sport

Participant Sessions¹ by Year Group and Gender

	Male	Female
P1	3,028	2,954
P2	4,310	3,592
P3	4,948	3,506
P4	5,507	4,701
P5	8,215	6,938
P6	8,270	8,604
P7	9,427	7,334
S1	4,144	5,564
S2	2,663	2,580
S3	2,166	1,723
S4	1,039	1,169
S5	347	560
S6	439	164
ASN P	603	209
ASN S	824	199
Total	55,930	49,797

Distinct Deliverers⁵ by Type

	Paid	Voluntary
Teachers		93
PE Spec		30
Other School	2	28
Parents		37
Club Coach	5	5
Prof Sess. Coach	19	2
Students		68
Pupils		38
SDO	1	
Other		10
Total	27	311

Distinct Participants² by Gender

Male	3,105
Female	2,755
Total	5,860