

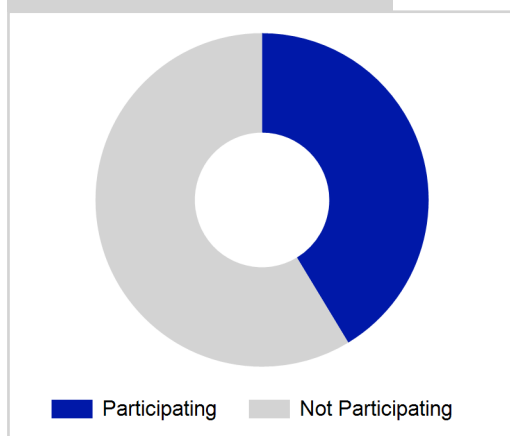
Term Report: West Dunbartonshire Council

Academic Year : 2015/2016, Term(s) : Full Year

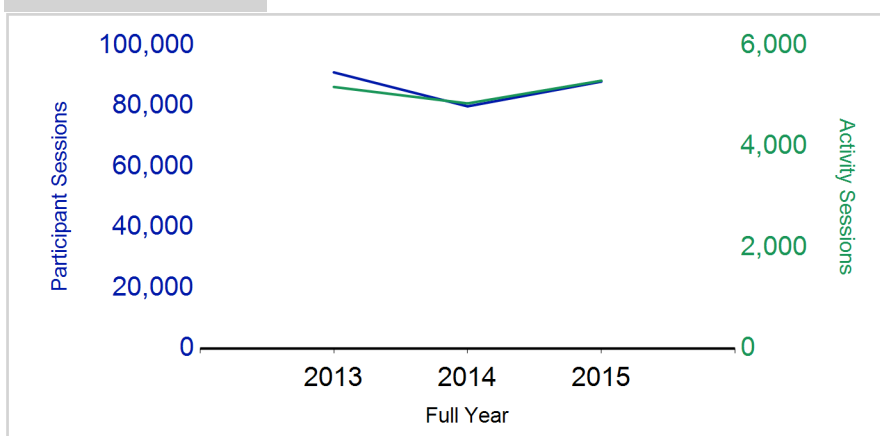
Putting sport first

sportscotland
 the national agency for sport

% School Roll Participating



Participant Sessions¹



	2013 Full Year	2014 Full Year	2015 Full Year
Activity Sessions	5,180	4,854	5,304
% Purely voluntary	76%	76%	72%
Activity Session Blocks ³	685	672	735
Avg. Activity Sessions / Block ⁴	7.6	7.2	7.2
Different Activities	30	37	31
Participant Sessions¹	91,146	79,934	88,104
% Female	51%	47%	44%
Distinct Participants²	4,875	4,959	5,587
Total School Roll	12,371	12,365	12,405
% Participating	39%	40%	45%
Distinct Deliverers⁵	358	359	374
% Volunteers	91%	91%	91%
Qualified Volunteers	216	187	215
Secondary Pupils	61	69	55
Total Deliverer Sessions ⁶	9,362	8,470	9,657
Avg. Deliverers Sessions / Deliverers	26.2	23.6	25.8
School Club Links	132	123	229
Schools with at least one link	40	41	39
Clubs with at least one link	27	27	31

1. Participant Sessions are the 'visits' pupils have made to activities. These figures do not represent the distinct pupils, and should only be taken as indicative of participation.

2. Distinct participants are pupils who have attended at least one session of Active Schools supported activity across the selected year/term (whether this was in a single or multiple school activity).

3. Activities are recorded in ASMO as 'Activity Session Blocks' which describe a group who meet to take part in an activity.

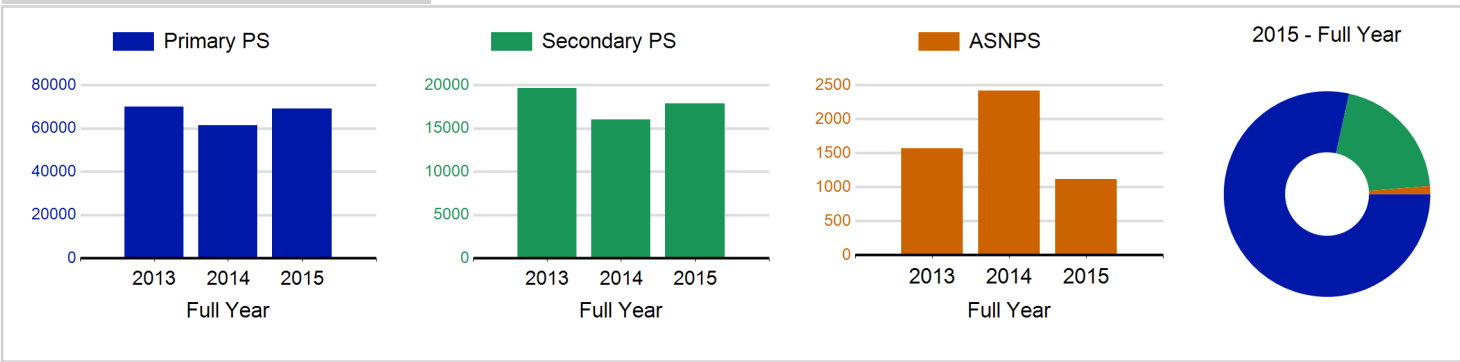
4. The Average Activity Sessions/Block figure shows the average length of a block (i.e. how many weeks did the average block run for?)

5. Distinct Deliverers are deliverers who have delivered at least one session of Active Schools supported activity across the selected year/term.

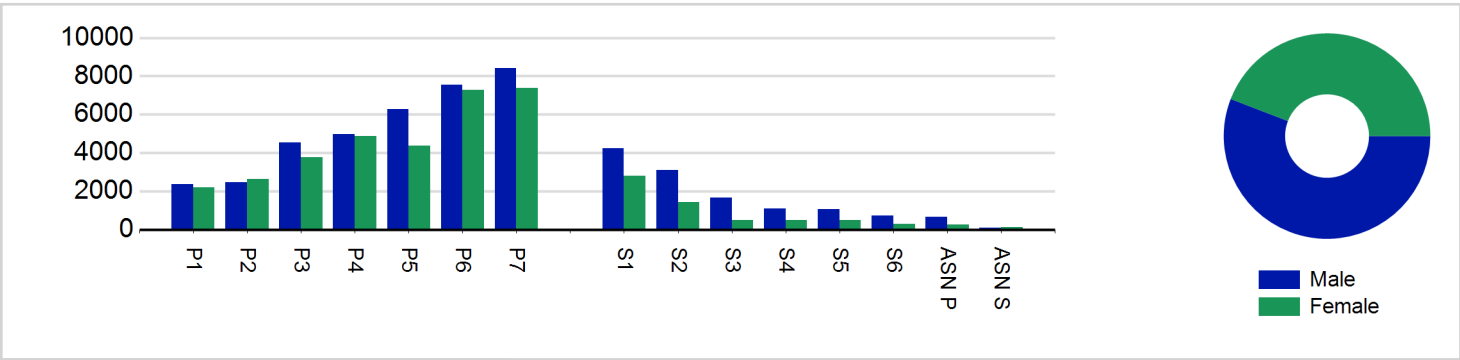
6. Deliverer Sessions are the 'visits' deliverers have made to activities. These figures do not represent the distinct deliverers, and should only be taken as indicative of delivery. Distinct deliverer information is only available at the local authority level.

7. School Roll details are taken from the Pupil Census as at September of the Academic Year. Summaries available at <http://www.gov.scot/topics/statistics/browse/school-education/datasets>

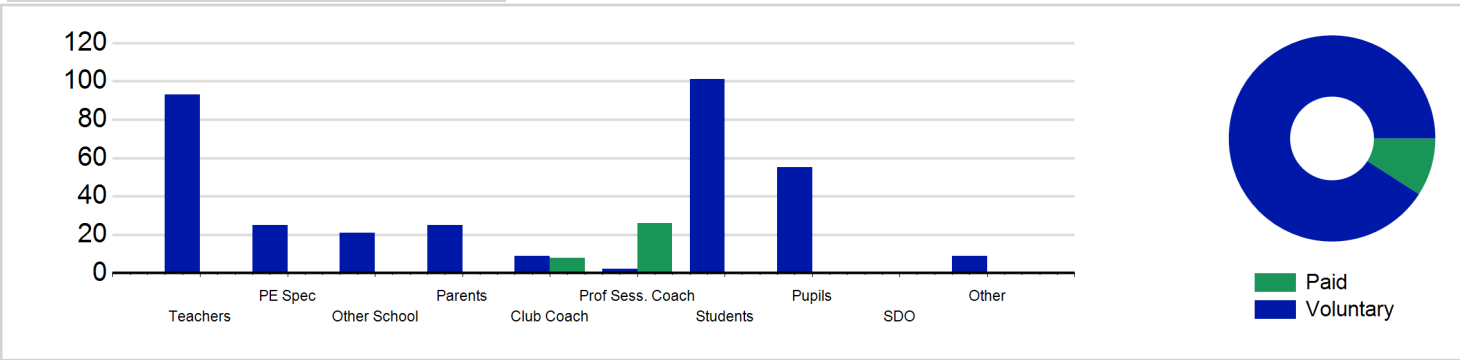
Participant Sessions¹ by School Type



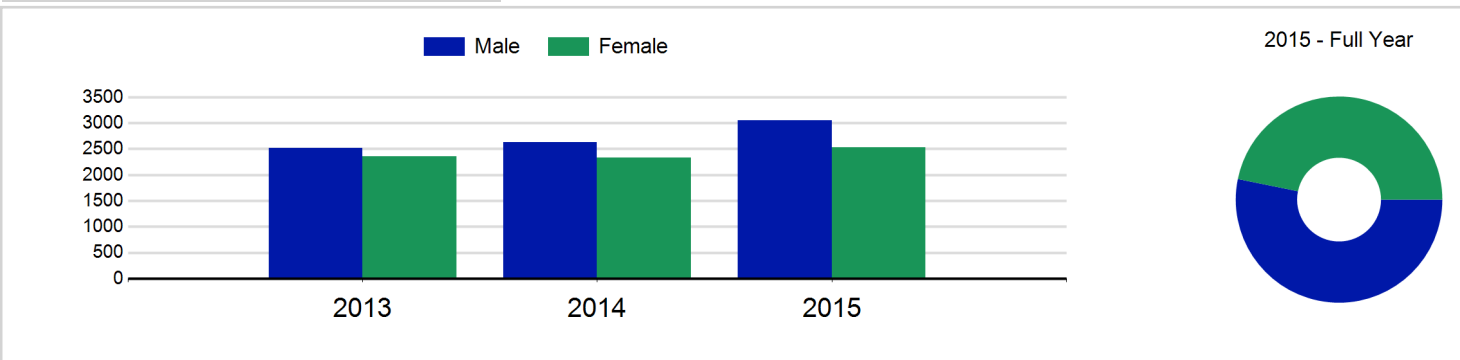
Participant Sessions¹ by Year Group and Gender



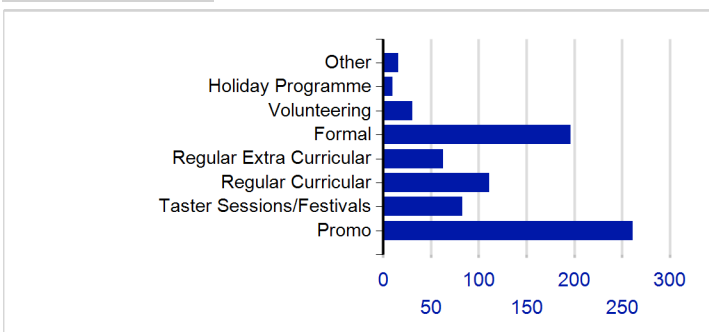
Distinct Deliverers



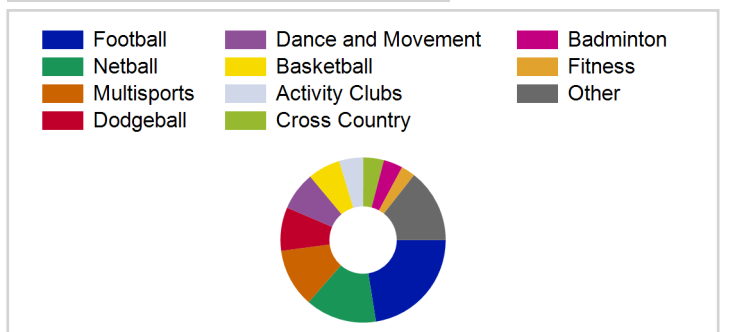
Distinct Participants² by Gender



School/Club Links



Top 10 Activities. by Participant Sessions¹



Term Report: West Dunbartonshire Council

Academic Year : 2015/2016, Term(s) : Full Year

Putting sport first

sportscotland
the national agency for sport

Participant Sessions¹ by Year Group and Gender

	Male	Female
P1	2,369	2,204
P2	2,453	2,637
P3	4,549	3,763
P4	4,970	4,869
P5	6,267	4,360
P6	7,562	7,283
P7	8,431	7,376
S1	4,250	2,795
S2	3,088	1,440
S3	1,648	494
S4	1,106	504
S5	1,050	500
S6	724	298
ASN P	653	249
ASN S	105	107
Total	49,225	38,879

Distinct Deliverers² by Type

	Paid	Voluntary
Teachers		93
PE Spec		25
Other School		21
Parents		25
Club Coach	8	9
Prof Sess. Coach	26	2
Students		101
Pupils		55
SDO		
Other		9
Total	34	340

Distinct Participants² by Gender

Male	3,052
Female	2,535
Total	5,587