

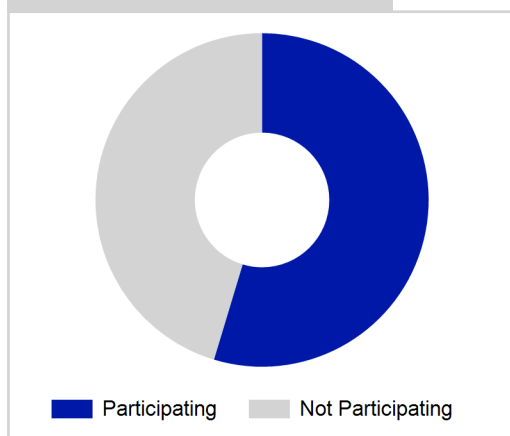
Term Report: Shetland Islands Council

Academic Year : 2015/2016, Term(s) : Full Year

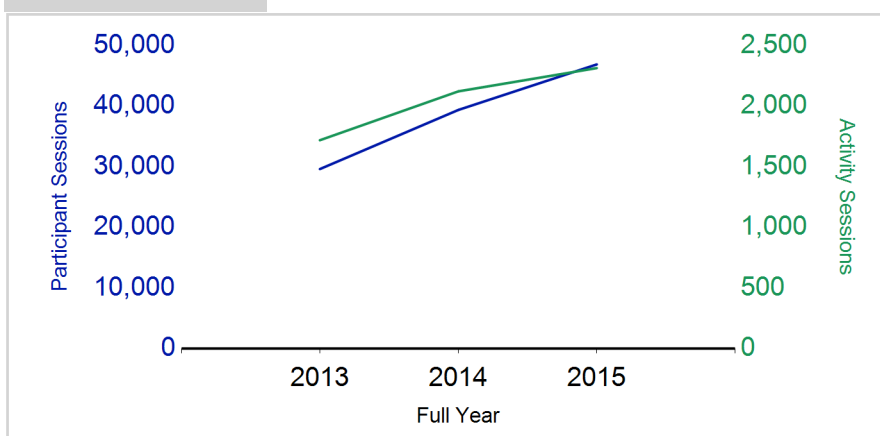
Putting sport first

sportscotland
the national agency for sport

% School Roll Participating



Participant Sessions¹



	2013 Full Year	2014 Full Year	2015 Full Year
Activity Sessions	1,719	2,122	2,314
% Purely voluntary	67%	76%	76%
Activity Session Blocks ³	246	274	296
Avg. Activity Sessions / Block ⁴	7.0	7.7	7.8
Different Activities	37	31	24
Participant Sessions¹	29,621	39,376	46,886
% Female	44%	52%	50%
Distinct Participants²	1,640	1,789	1,880
Total School Roll	3,237	3,226	3,238
% Participating	51%	55%	58%
Distinct Deliverers⁵	115	210	192
% Volunteers	78%	91%	91%
Qualified Volunteers	35	58	80
Secondary Pupils	4	49	32
Total Deliverer Sessions ⁶	3,583	4,881	5,516
Avg. Deliverers Sessions / Deliverers	31.2	23.2	28.7
School Club Links	269	280	231
Schools with at least one link	37	35	35
Clubs with at least one link	47	40	35

1. Participant Sessions are the 'visits' pupils have made to activities. These figures do not represent the distinct pupils, and should only be taken as indicative of participation.

2. Distinct participants are pupils who have attended at least one session of Active Schools supported activity across the selected year/term (whether this was in a single or multiple school activity).

3. Activities are recorded in ASMO as 'Activity Session Blocks' which describe a group who meet to take part in an activity.

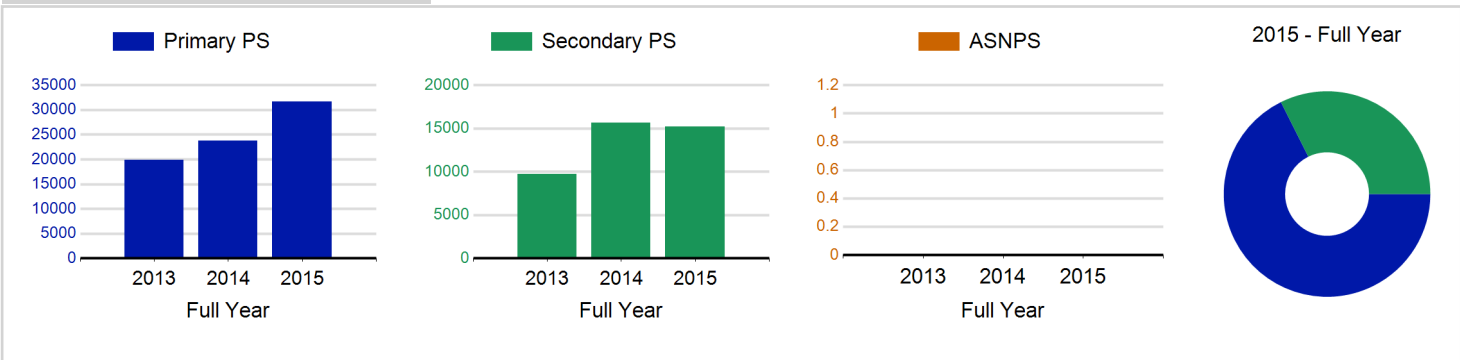
4. The Average Activity Sessions/Block figure shows the average length of a block (i.e. how many weeks did the average block run for?)

5. Distinct Deliverers are deliverers who have delivered at least one session of Active Schools supported activity across the selected year/term.

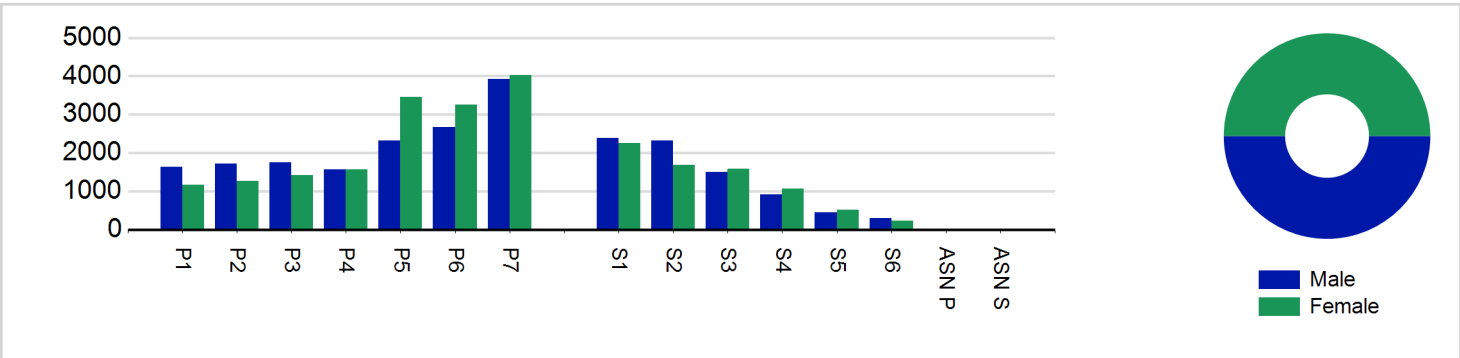
6. Deliverer Sessions are the 'visits' deliverers have made to activities. These figures do not represent the distinct deliverers, and should only be taken as indicative of delivery. Distinct deliverer information is only available at the local authority level.

7. School Roll details are taken from the Pupil Census as at September of the Academic Year. Summaries available at <http://www.gov.scot/topics/statistics/browse/school-education/datasets>

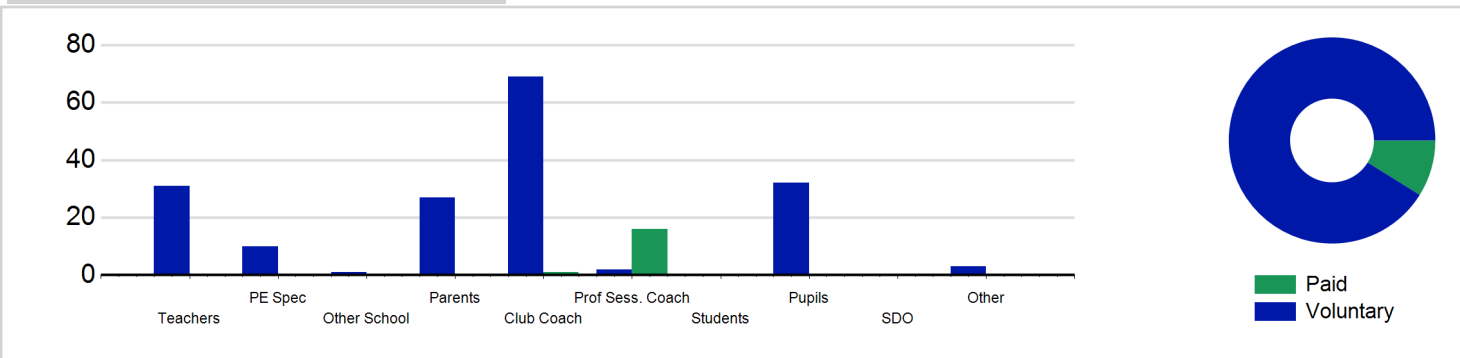
Participant Sessions¹ by School Type



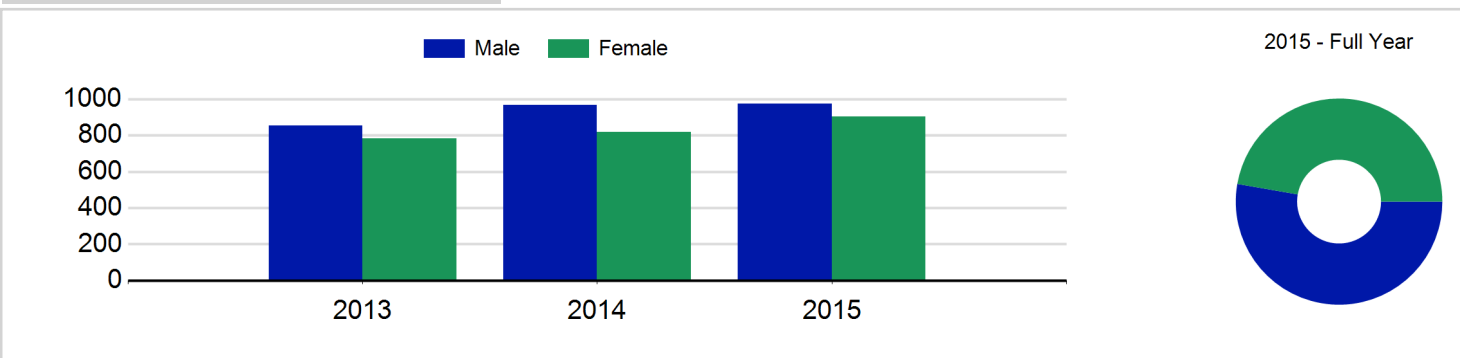
Participant Sessions¹ by Year Group and Gender



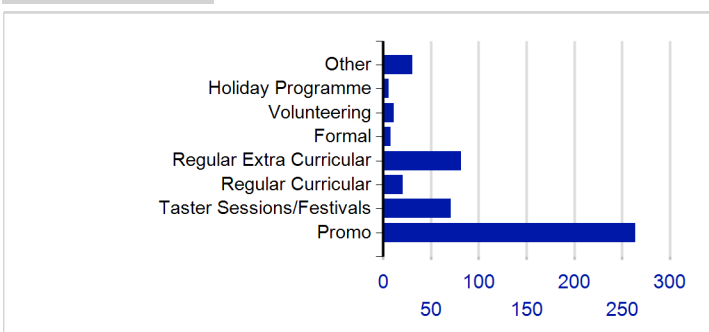
Distinct Deliverers



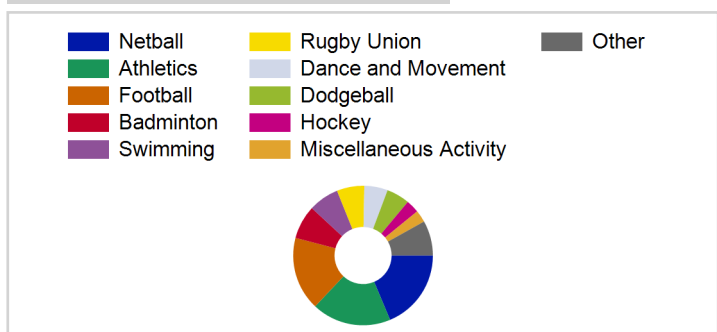
Distinct Participants² by Gender



School/Club Links



Top 10 Activities. by Participant Sessions¹



Term Report: Shetland Islands Council

Academic Year : 2015/2016, Term(s) : Full Year

Putting sport first

sportscotland
the national agency for sport

Participant Sessions¹ by Year Group and Gender

	Male	Female
P1	1,640	1,169
P2	1,711	1,264
P3	1,750	1,419
P4	1,560	1,566
P5	2,317	3,451
P6	2,670	3,249
P7	3,923	4,021
S1	2,388	2,248
S2	2,326	1,685
S3	1,494	1,578
S4	915	1,057
S5	452	512
S6	293	228
ASN P		
ASN S		
Total	23,439	23,447

Distinct Deliverers⁵ by Type

	Paid	Voluntary
Teachers		31
PE Spec		10
Other School		1
Parents		27
Club Coach	1	69
Prof Sess. Coach	16	2
Students		
Pupils		32
SDO		
Other		3
Total	17	175

Distinct Participants² by Gender

Male	976
Female	904
Total	1,880