

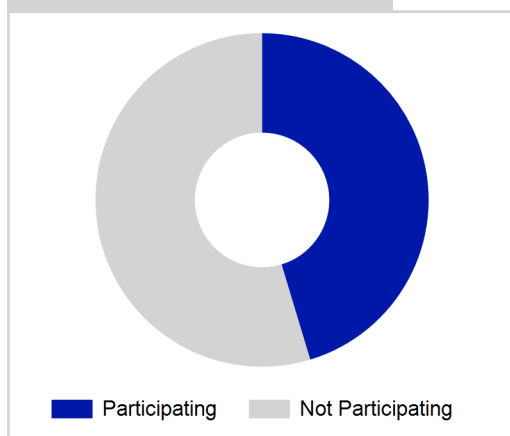
Term Report: Falkirk Council

Academic Year : 2015/2016, Term(s) : Full Year

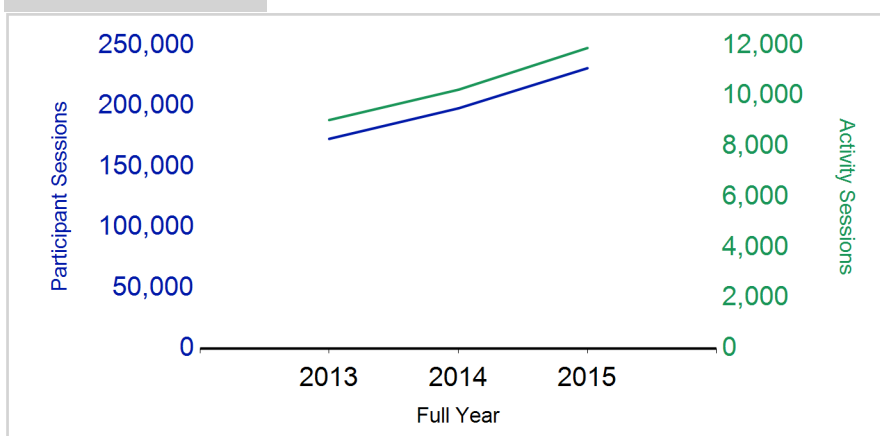
Putting sport first

sportscotland
the national agency for sport

% School Roll Participating



Participant Sessions¹



	2013 Full Year	2014 Full Year	2015 Full Year
Activity Sessions	9,049	10,249	11,902
% Purely voluntary	83%	83%	87%
Activity Session Blocks ³	1102	1234	1369
Avg. Activity Sessions / Block ⁴	8.2	8.3	8.7
Different Activities	63	56	56
Participant Sessions¹	173,002	198,178	231,313
% Female	44%	48%	51%
Distinct Participants²	8,948	9,399	10,719
Total School Roll	21,058	21,303	21,390
% Participating	42%	44%	50%
Distinct Deliverers⁵	720	586	1,406
% Volunteers	89%	92%	96%
Qualified Volunteers	413	247	435
Secondary Pupils	174	109	333
Total Deliverer Sessions ⁶	16,647	20,197	25,691
Avg. Deliverers Sessions / Deliverers	23.1	34.5	18.3
School Club Links	400	422	682
Schools with at least one link	57	56	59
Clubs with at least one link	79	80	96

1. Participant Sessions are the 'visits' pupils have made to activities. These figures do not represent the distinct pupils, and should only be taken as indicative of participation.

2. Distinct participants are pupils who have attended at least one session of Active Schools supported activity across the selected year/term (whether this was in a single or multiple school activity).

3. Activities are recorded in ASMO as 'Activity Session Blocks' which describe a group who meet to take part in an activity.

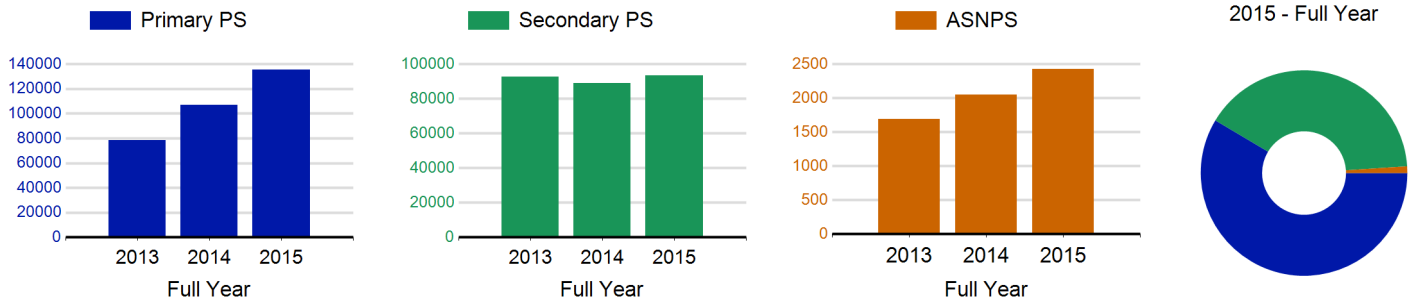
4. The Average Activity Sessions/Block figure shows the average length of a block (i.e. how many weeks did the average block run for?)

5. Distinct Deliverers are deliverers who have delivered at least one session of Active Schools supported activity across the selected year/term.

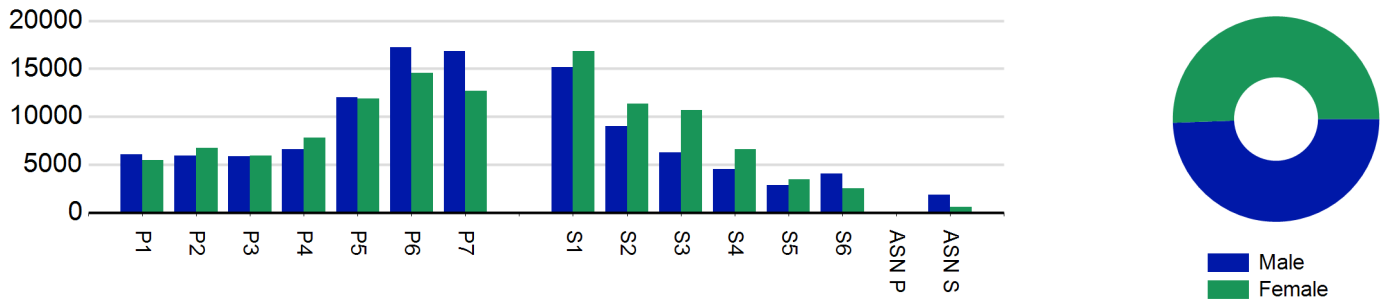
6. Deliverer Sessions are the 'visits' deliverers have made to activities. These figures do not represent the distinct deliverers, and should only be taken as indicative of delivery. Distinct deliverer information is only available at the local authority level.

7. School Roll details are taken from the Pupil Census as at September of the Academic Year. Summaries available at <http://www.gov.scot/topics/statistics/browse/school-education/datasets>

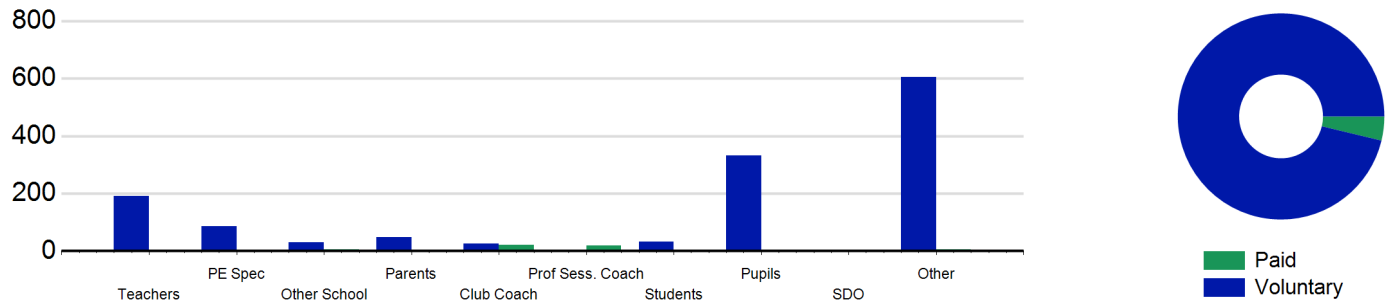
Participant Sessions¹ by School Type



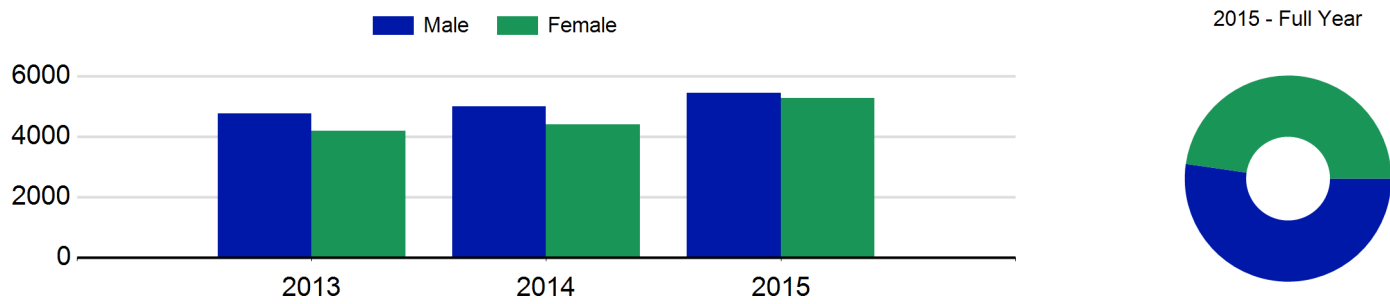
Participant Sessions¹ by Year Group and Gender



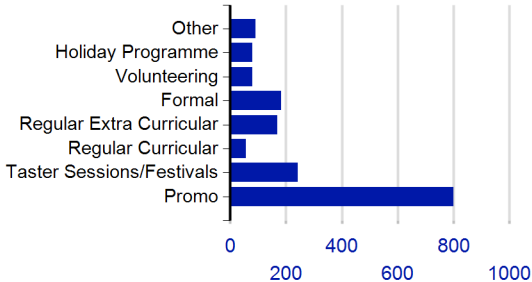
Distinct Deliverers



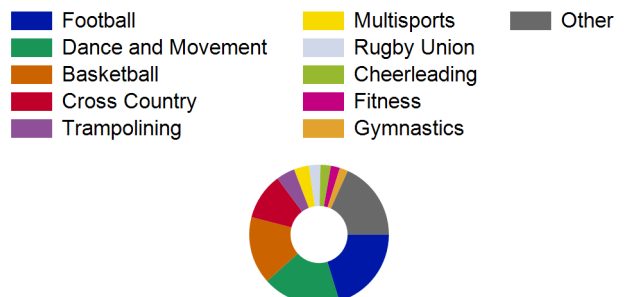
Distinct Participants² by Gender



School/Club Links



Top 10 Activities. by Participant Sessions¹



Term Report: Falkirk Council

Academic Year : 2015/2016, Term(s) : Full Year

Putting sport first

sportscotland
the national agency for sport

Participant Sessions¹ by Year Group and Gender

	Male	Female
P1	6,062	5,430
P2	5,946	6,706
P3	5,833	5,907
P4	6,607	7,797
P5	12,015	11,900
P6	17,208	14,527
P7	16,826	12,700
S1	15,157	16,823
S2	9,030	11,373
S3	6,288	10,658
S4	4,550	6,610
S5	2,866	3,486
S6	4,051	2,528
ASN P		
ASN S	1,871	558
Total	114,310	117,003

Distinct Deliverers⁵ by Type

	Paid	Voluntary
Teachers		190
PE Spec		85
Other School	5	31
Parents		49
Club Coach	21	25
Prof Sess. Coach	18	4
Students		32
Pupils		333
SDO	4	
Other	5	604
Total	53	1,353

Distinct Participants² by Gender

Male	5,437
Female	5,282
Total	10,719