

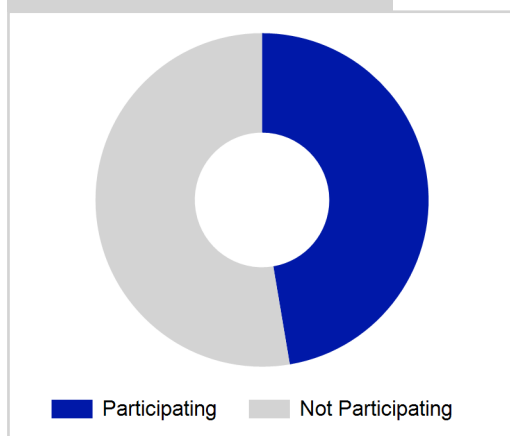
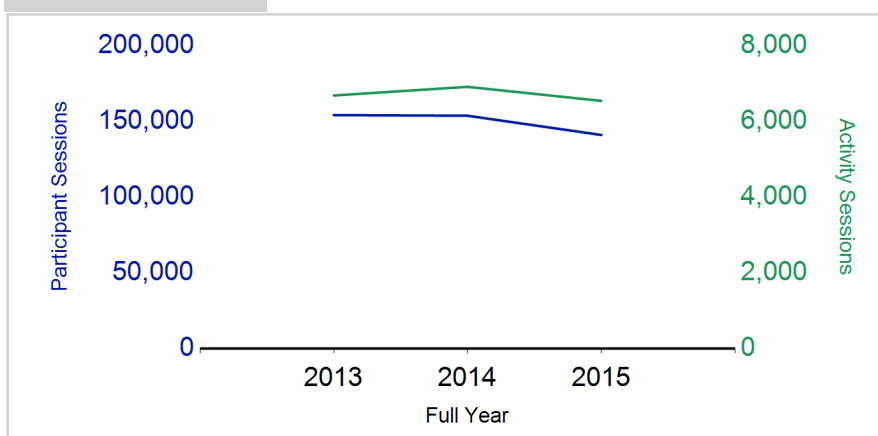
# Term Report: East Renfrewshire Council

Academic Year : 2015/2016, Term(s) : Full Year

## Putting sport first

**sportscotland**  
the national agency for sport

## % School Roll Participating

Participant Sessions<sup>1</sup>

	2013 Full Year	2014 Full Year	2015 Full Year
<b>Activity Sessions</b>	<b>6,681</b>	<b>6,910</b>	<b>6,539</b>
% Purely voluntary	55%	62%	62%
Activity Session Blocks <sup>3</sup>	836	908	860
Avg. Activity Sessions / Block <sup>4</sup>	8.0	7.6	7.6
Different Activities	43	42	46
<b>Participant Sessions<sup>1</sup></b>	<b>154,104</b>	<b>153,668</b>	<b>140,977</b>
% Female	44%	46%	46%
<b>Distinct Participants<sup>2</sup></b>	<b>7,565</b>	<b>7,866</b>	<b>7,843</b>
Total School Roll	16,226	16,446	16,613
% Participating	47%	48%	47%
<b>Distinct Deliverers<sup>5</sup></b>	<b>408</b>	<b>464</b>	<b>476</b>
% Volunteers	68%	72%	74%
Qualified Volunteers	121	142	134
Secondary Pupils	23	48	77
Total Deliverer Sessions <sup>6</sup>	10,740	11,805	10,886
Avg. Deliverers Sessions / Deliverers	26.3	25.4	22.9
<b>School Club Links</b>	<b>154</b>	<b>180</b>	<b>198</b>
Schools with at least one link	30	29	30
Clubs with at least one link	42	42	43

1. Participant Sessions are the 'visits' pupils have made to activities. These figures do not represent the distinct pupils, and should only be taken as indicative of participation.

2. Distinct participants are pupils who have attended at least one session of Active Schools supported activity across the selected year/term (whether this was in a single or multiple school activity).

3. Activities are recorded in ASMO as 'Activity Session Blocks' which describe a group who meet to take part in an activity.

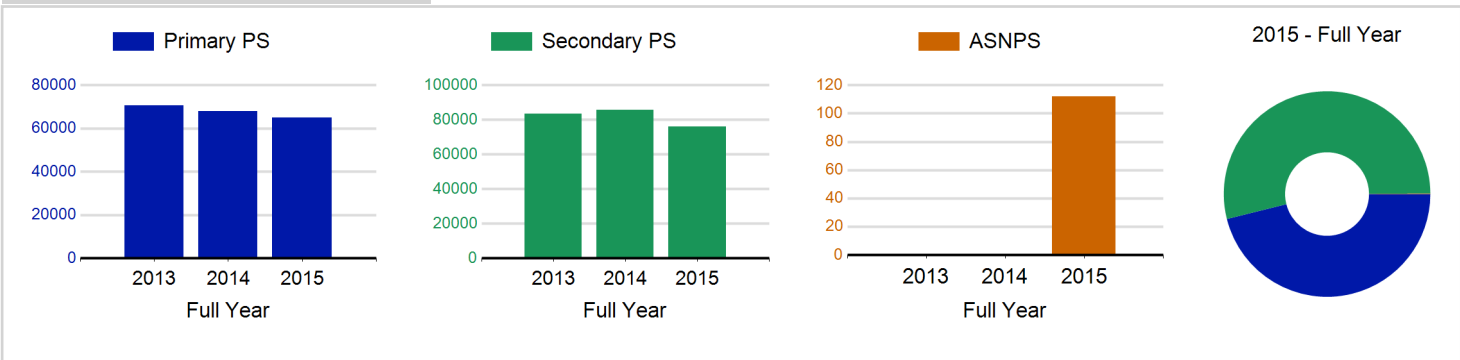
4. The Average Activity Sessions/Block figure shows the average length of a block (i.e. how many weeks did the average block run for?)

5. Distinct Deliverers are deliverers who have delivered at least one session of Active Schools supported activity across the selected year/term.

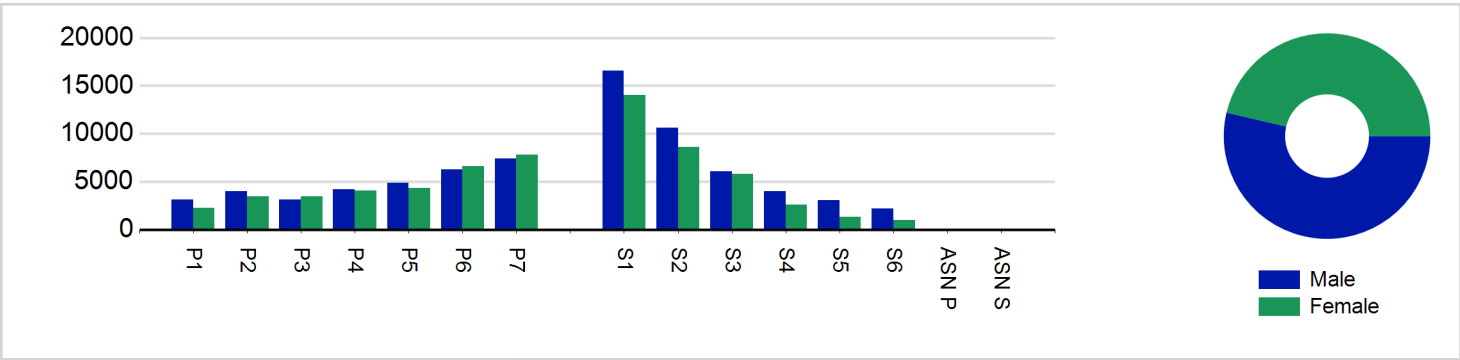
6. Deliverer Sessions are the 'visits' deliverers have made to activities. These figures do not represent the distinct deliverers, and should only be taken as indicative of delivery. Distinct deliverer information is only available at the local authority level.

7. School Roll details are taken from the Pupil Census as at September of the Academic Year. Summaries available at <http://www.gov.scot/topics/statistics/browse/school-education/datasets>

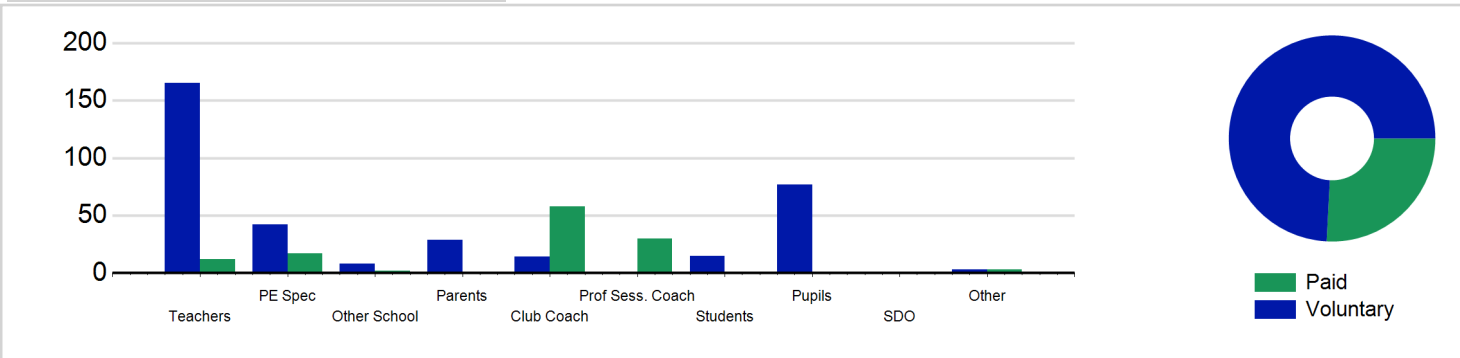
Participant Sessions<sup>1</sup> by School Type



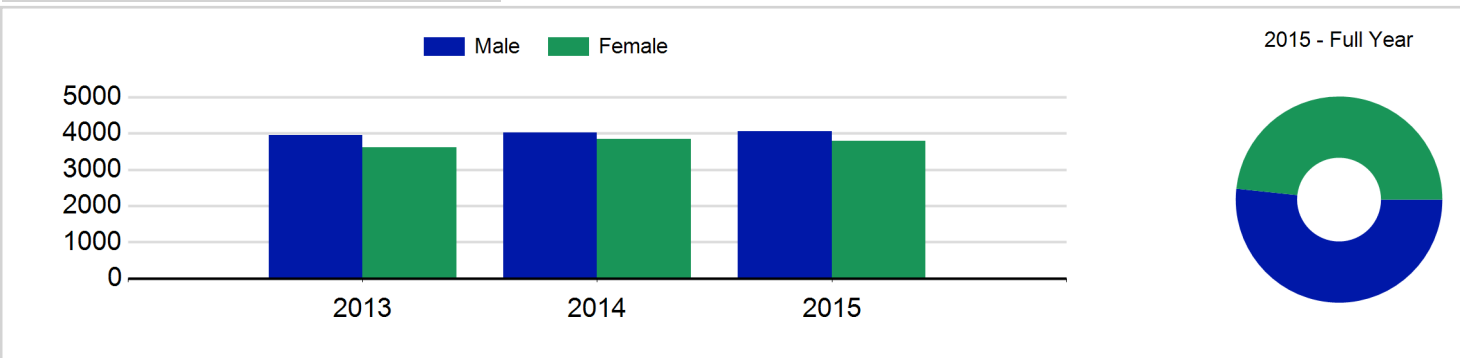
Participant Sessions<sup>1</sup> by Year Group and Gender



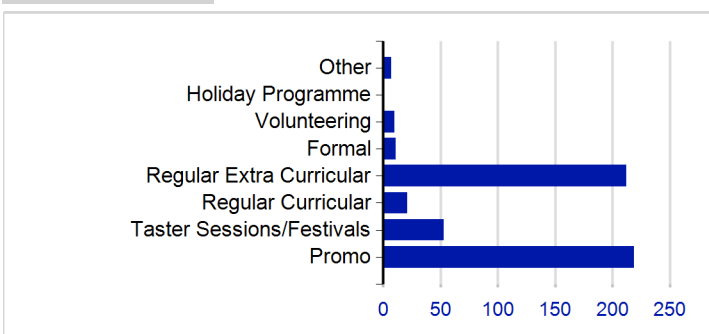
Distinct Deliverers



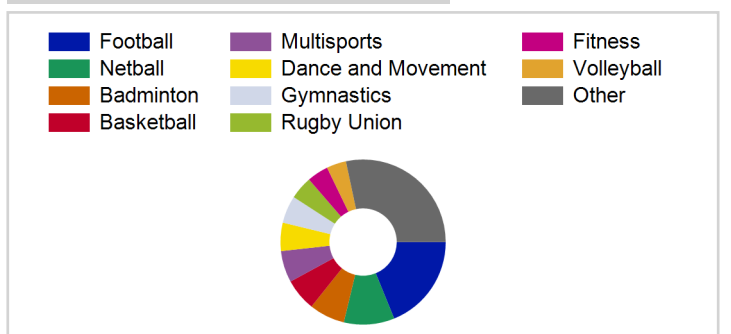
Distinct Participants<sup>2</sup> by Gender



School/Club Links



Top 10 Activities. by Participant Sessions<sup>1</sup>



# Term Report: East Renfrewshire Council

Academic Year : 2015/2016, Term(s) : Full Year

Putting sport first

**sportscotland**  
the national agency for sport

## Participant Sessions<sup>1</sup> by Year Group and Gender

	Male	Female
<b>P1</b>	3,092	2,284
<b>P2</b>	4,000	3,424
<b>P3</b>	3,148	3,454
<b>P4</b>	4,221	4,070
<b>P5</b>	4,888	4,332
<b>P6</b>	6,248	6,612
<b>P7</b>	7,405	7,804
<b>S1</b>	16,586	14,005
<b>S2</b>	10,616	8,611
<b>S3</b>	6,077	5,768
<b>S4</b>	4,015	2,618
<b>S5</b>	3,085	1,345
<b>S6</b>	2,209	948
<b>ASN P</b>	28	7
<b>ASN S</b>	42	35
<b>Total</b>	<b>75,660</b>	<b>65,317</b>

## Distinct Deliverers<sup>2</sup> by Type

	Paid	Voluntary
<b>Teachers</b>	12	165
<b>PE Spec</b>	17	42
<b>Other School</b>	2	8
<b>Parents</b>		29
<b>Club Coach</b>	58	14
<b>Prof Sess. Coach</b>	30	
<b>Students</b>		15
<b>Pupils</b>		77
<b>SDO</b>	1	
<b>Other</b>	3	3
<b>Total</b>	<b>123</b>	<b>353</b>

## Distinct Participants<sup>2</sup> by Gender

<b>Male</b>	4,050
<b>Female</b>	3,793
<b>Total</b>	<b>7,843</b>