

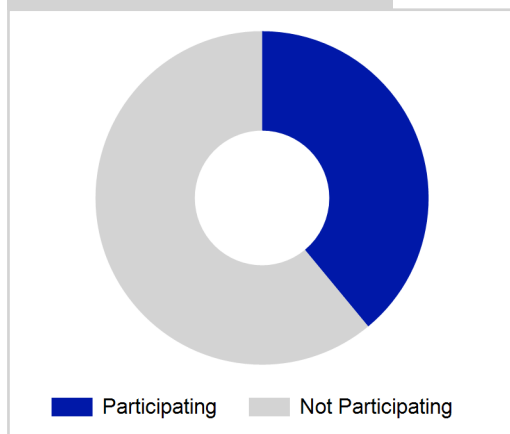
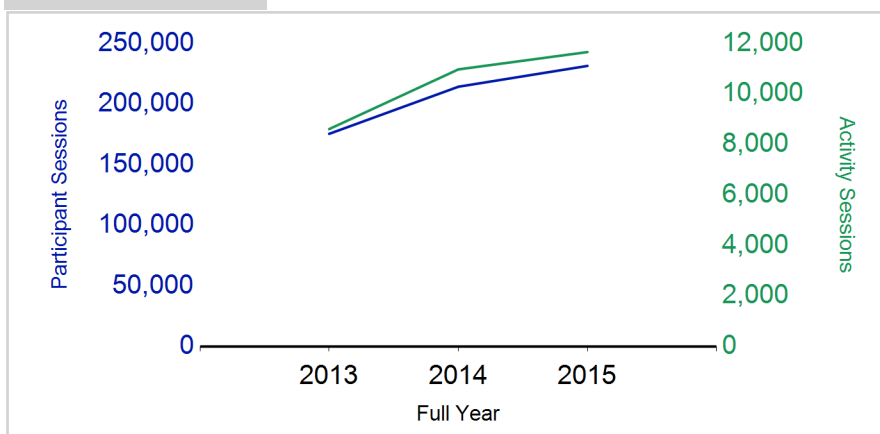
# Term Report: Dumfries & Galloway Council

Academic Year : 2015/2016, Term(s) : Full Year

Putting sport first

**sportscotland**  
 the national agency for sport

% School Roll Participating

Participant Sessions<sup>1</sup>

	2013 Full Year	2014 Full Year	2015 Full Year
<b>Activity Sessions</b>	<b>8,613</b>	<b>10,976</b>	<b>11,663</b>
% Purely voluntary	57%	51%	47%
Activity Session Blocks <sup>3</sup>	1120	1359	1438
Avg. Activity Sessions / Block <sup>4</sup>	7.7	8.1	8.1
Different Activities	42	44	44
<b>Participant Sessions<sup>1</sup></b>	<b>175,508</b>	<b>214,360</b>	<b>231,567</b>
% Female	43%	46%	48%
<b>Distinct Participants<sup>2</sup></b>	<b>6,985</b>	<b>7,249</b>	<b>7,878</b>
Total School Roll	18,931	18,847	18,778
% Participating	37%	38%	42%
<b>Distinct Deliverers<sup>5</sup></b>	<b>388</b>	<b>478</b>	<b>570</b>
% Volunteers	84%	86%	84%
Qualified Volunteers	220	275	273
Secondary Pupils	50	48	115
Total Deliverer Sessions <sup>6</sup>	17,577	20,932	21,826
Avg. Deliverers Sessions / Deliverers	45.3	43.8	38.3
<b>School Club Links</b>	<b>2,389</b>	<b>1,969</b>	<b>2,414</b>
Schools with at least one link	120	119	120
Clubs with at least one link	131	125	140

1. Participant Sessions are the 'visits' pupils have made to activities. These figures do not represent the distinct pupils, and should only be taken as indicative of participation.

2. Distinct participants are pupils who have attended at least one session of Active Schools supported activity across the selected year/term (whether this was in a single or multiple school activity).

3. Activities are recorded in ASMO as 'Activity Session Blocks' which describe a group who meet to take part in an activity.

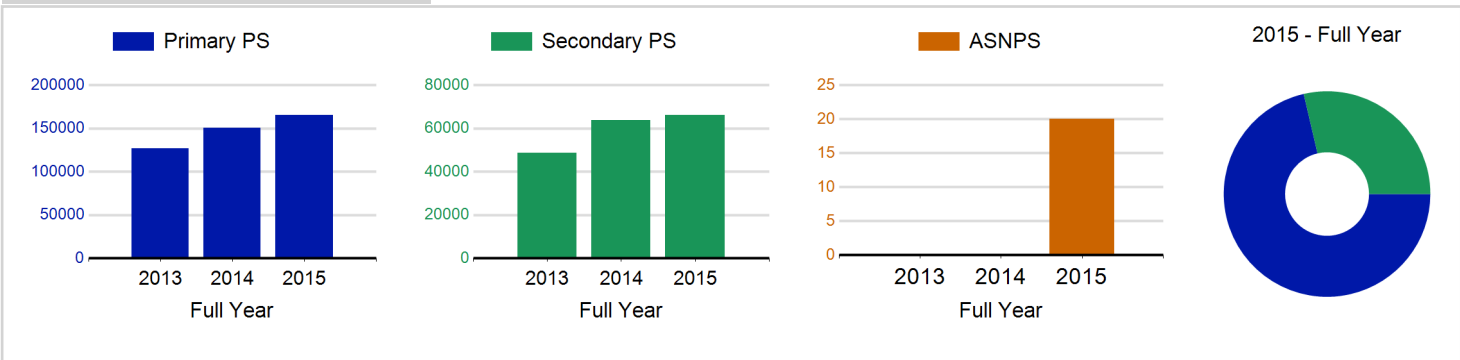
4. The Average Activity Sessions/Block figure shows the average length of a block (i.e. how many weeks did the average block run for?)

5. Distinct Deliverers are deliverers who have delivered at least one session of Active Schools supported activity across the selected year/term.

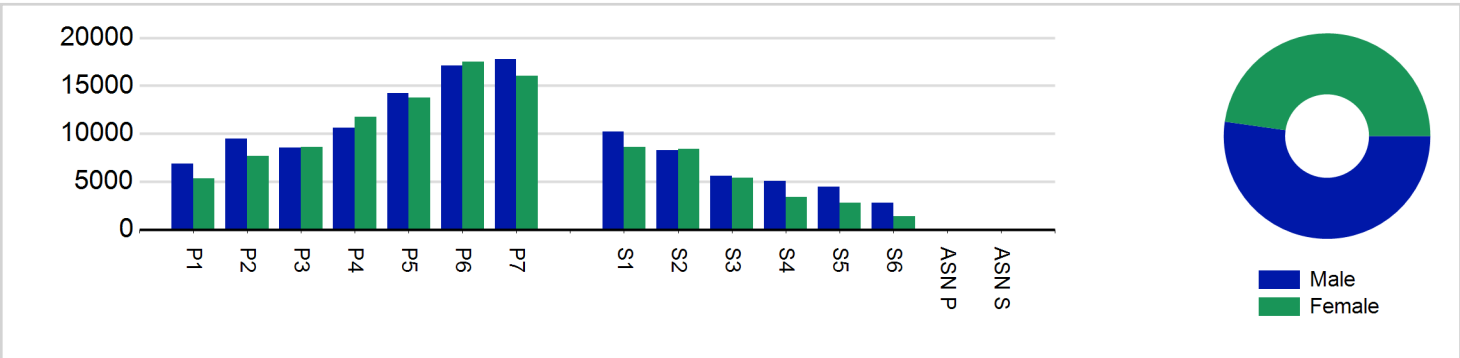
6. Deliverer Sessions are the 'visits' deliverers have made to activities. These figures do not represent the distinct deliverers, and should only be taken as indicative of delivery. Distinct deliverer information is only available at the local authority level.

7. School Roll details are taken from the Pupil Census as at September of the Academic Year. Summaries available at <http://www.gov.scot/topics/statistics/browse/school-education/datasets>

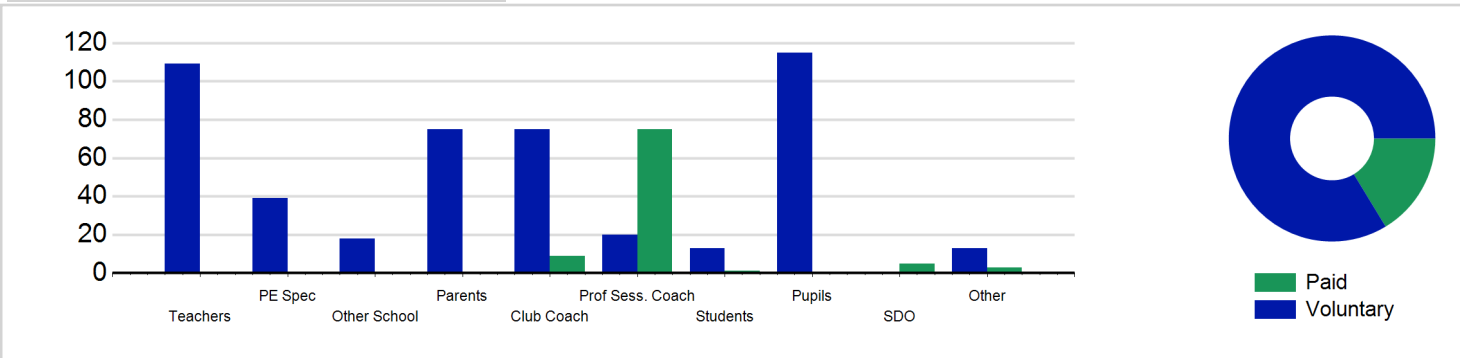
Participant Sessions<sup>1</sup> by School Type



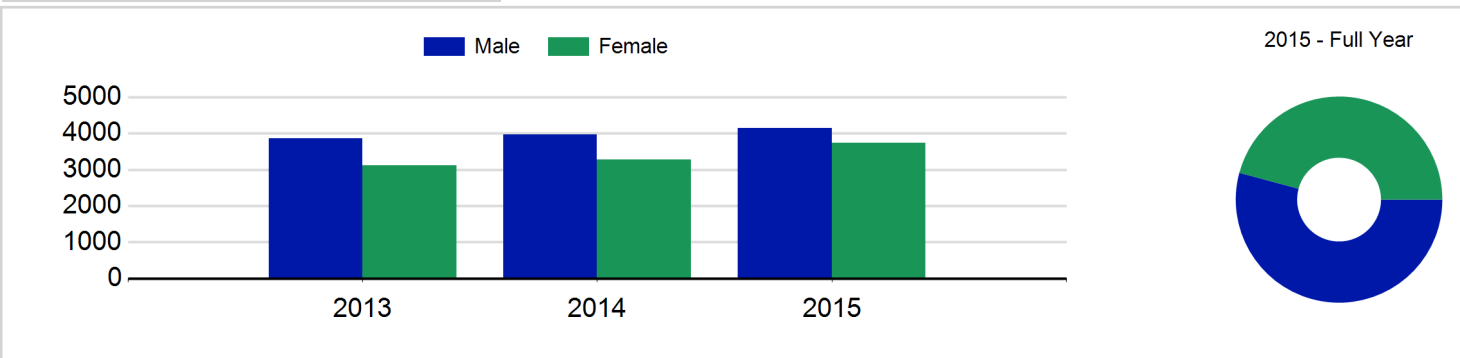
Participant Sessions<sup>1</sup> by Year Group and Gender



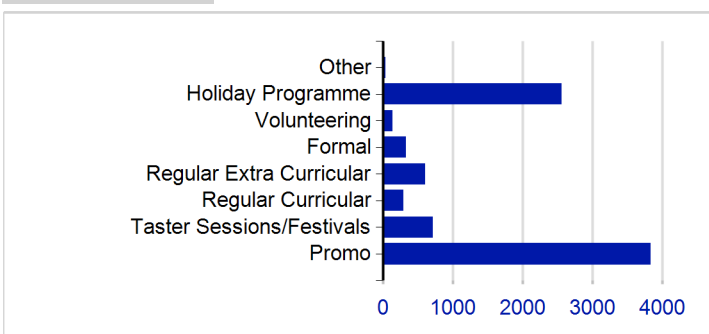
Distinct Deliverers



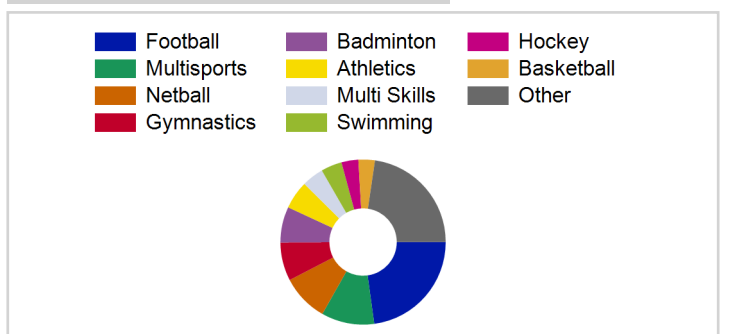
Distinct Participants<sup>2</sup> by Gender



School/Club Links



Top 10 Activities. by Participant Sessions<sup>1</sup>



# Term Report: Dumfries & Galloway Council

Academic Year : 2015/2016, Term(s) : Full Year

Putting sport first

**sportscotland**  
the national agency for sport

## Participant Sessions<sup>1</sup> by Year Group and Gender

	Male	Female
<b>P1</b>	6,889	5,338
<b>P2</b>	9,476	7,669
<b>P3</b>	8,556	8,588
<b>P4</b>	10,581	11,739
<b>P5</b>	14,231	13,752
<b>P6</b>	17,089	17,532
<b>P7</b>	17,792	16,023
<b>S1</b>	10,179	8,578
<b>S2</b>	8,267	8,410
<b>S3</b>	5,617	5,373
<b>S4</b>	5,033	3,410
<b>S5</b>	4,481	2,781
<b>S6</b>	2,776	1,387
<b>ASN P</b>	7	3
<b>ASN S</b>	3	7
<b>Total</b>	<b>120,977</b>	<b>110,590</b>

## Distinct Deliverers<sup>5</sup> by Type

	Paid	Voluntary
<b>Teachers</b>		109
<b>PE Spec</b>		39
<b>Other School</b>		18
<b>Parents</b>		75
<b>Club Coach</b>	9	75
<b>Prof Sess. Coach</b>	75	20
<b>Students</b>	1	13
<b>Pupils</b>		115
<b>SDO</b>	5	
<b>Other</b>	3	13
<b>Total</b>	<b>93</b>	<b>477</b>

## Distinct Participants<sup>2</sup> by Gender

<b>Male</b>	4,146
<b>Female</b>	3,732
<b>Total</b>	<b>7,878</b>