

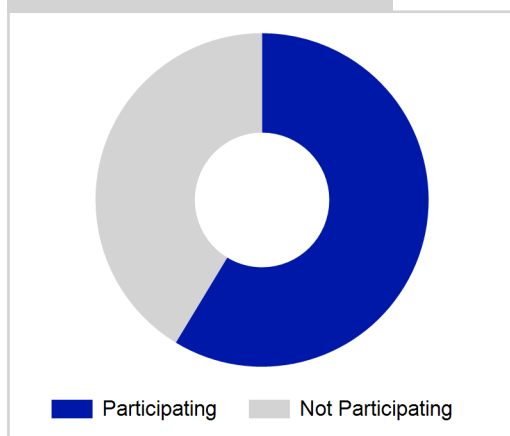
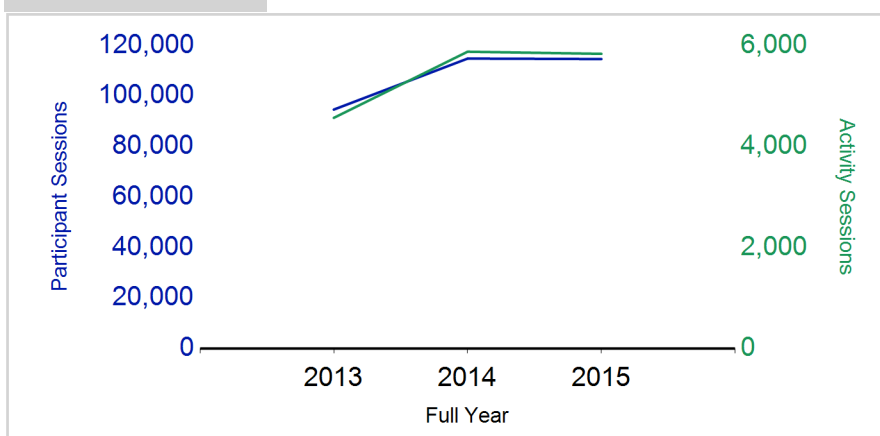
# Term Report: Clackmannanshire Council

Academic Year : 2015/2016, Term(s) : Full Year

## Putting sport first

**sportscotland**  
the national agency for sport

## % School Roll Participating

Participant Sessions<sup>1</sup>

	2013 Full Year	2014 Full Year	2015 Full Year
<b>Activity Sessions</b>	<b>4,568</b>	<b>5,878</b>	<b>5,836</b>
% Purely voluntary	46%	56%	51%
Activity Session Blocks <sup>3</sup>	726	791	820
Avg. Activity Sessions / Block <sup>4</sup>	6.3	7.4	7.1
Different Activities	47	48	40
<b>Participant Sessions<sup>1</sup></b>	<b>94,634</b>	<b>114,833</b>	<b>114,648</b>
% Female	48%	39%	41%
<b>Distinct Participants<sup>2</sup></b>	<b>3,873</b>	<b>3,801</b>	<b>3,953</b>
Total School Roll	6,638	6,564	6,585
% Participating	58%	58%	60%
<b>Distinct Deliverers<sup>5</sup></b>	<b>225</b>	<b>294</b>	<b>337</b>
% Volunteers	78%	84%	87%
Qualified Volunteers	138	125	136
Secondary Pupils	62	70	98
Total Deliverer Sessions <sup>6</sup>	7,639	11,333	11,199
Avg. Deliverers Sessions / Deliverers	34.0	38.5	33.2
<b>School Club Links</b>	<b>322</b>	<b>363</b>	<b>380</b>
Schools with at least one link	24	23	22
Clubs with at least one link	56	60	55

1. Participant Sessions are the 'visits' pupils have made to activities. These figures do not represent the distinct pupils, and should only be taken as indicative of participation

2. Distinct participants are pupils who have attended at least one session of Active Schools supported activity across the selected year/term (whether this was in a single or multiple school activity).

3. Activities are recorded in ASMO as 'Activity Session Blocks' which describe a group who meet to take part in an activity.

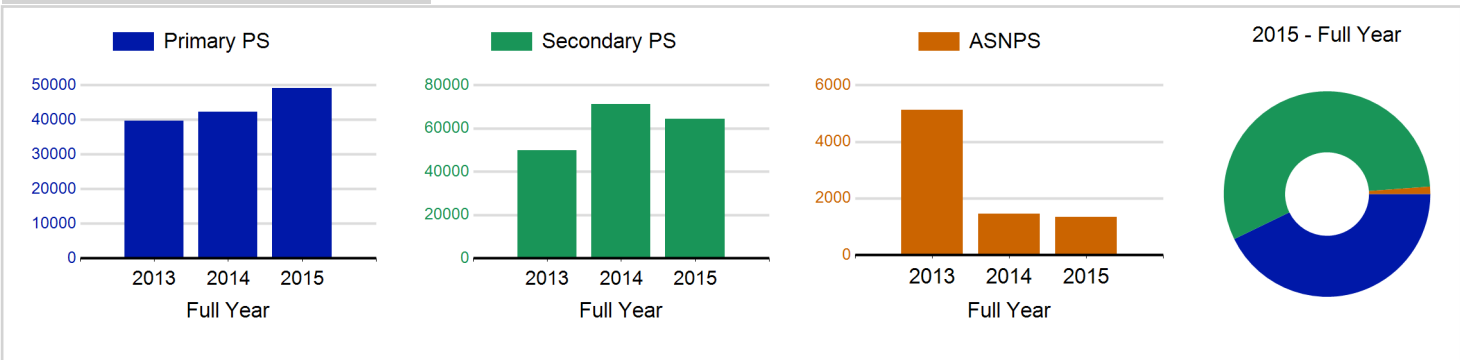
4. The Average Activity Sessions/Block figure shows the average length of a block (i.e. how many weeks did the average block run for?)

5. Distinct Deliverers are deliverers who have delivered at least one session of Active Schools supported activity across the selected year/term.

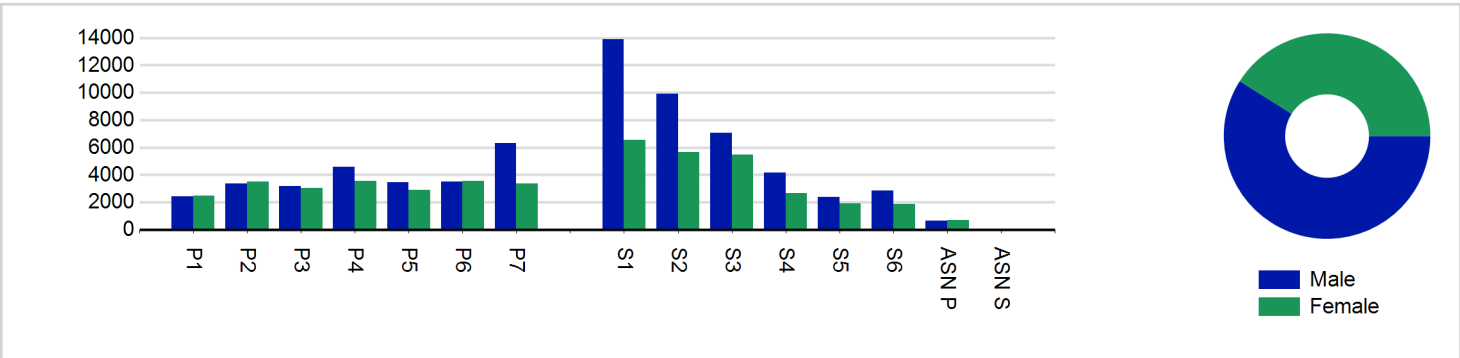
6. Deliverer Sessions are the 'visits' deliverers have made to activities. These figures do not represent the distinct deliverers, and should only be taken as indicative of delivery. Distinct deliverer information is only available at the local authority level.

7. School Roll details are taken from the Pupil Census as at September of the Academic Year. Summaries available at <http://www.gov.scot/topics/statistics/browse/school-education/datasets>

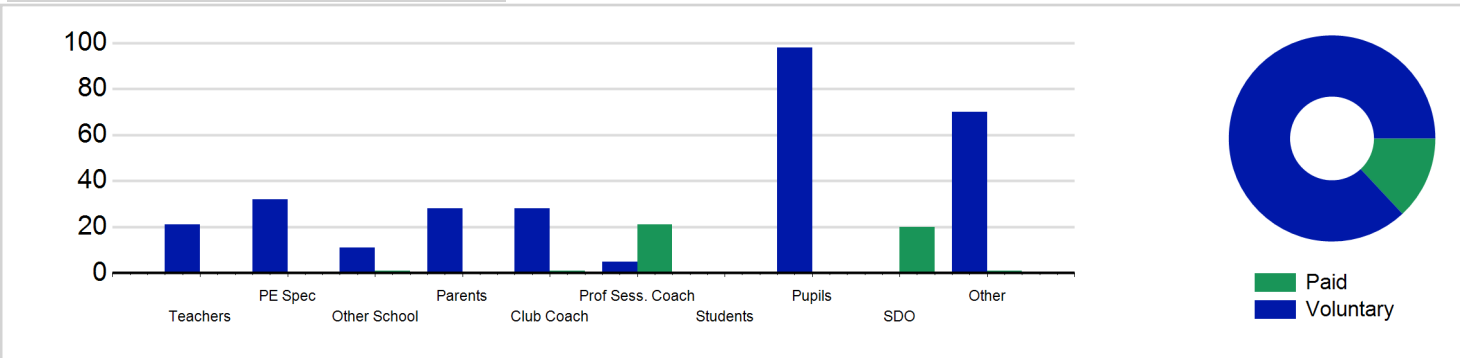
### Participant Sessions<sup>1</sup> by School Type



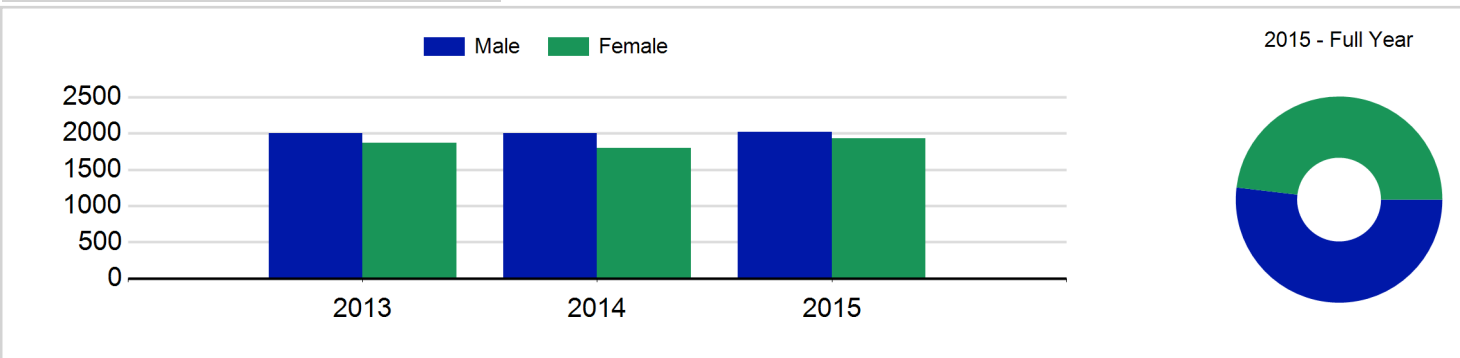
### Participant Sessions<sup>1</sup> by Year Group and Gender



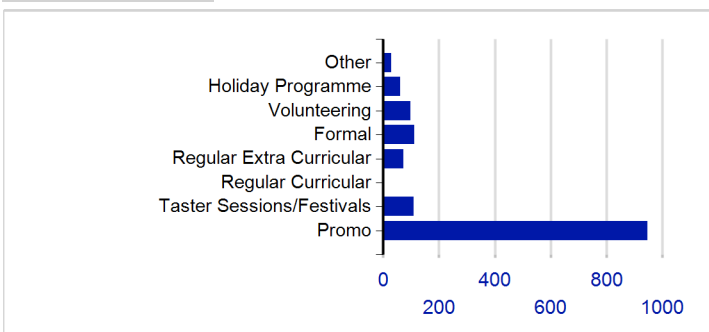
### Distinct Deliverers



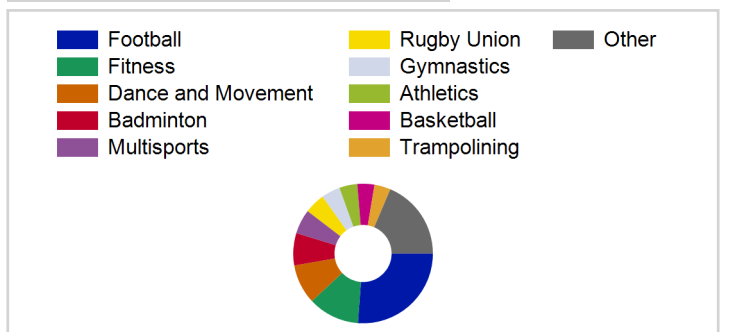
### Distinct Participants<sup>2</sup> by Gender



### School/Club Links



### Top 10 Activities. by Participant Sessions<sup>1</sup>



# Term Report: Clackmannanshire Council

Academic Year : 2015/2016, Term(s) : Full Year

Putting sport first

**sportscotland**  
the national agency for sport

## Participant Sessions<sup>1</sup> by Year Group and Gender

	Male	Female
<b>P1</b>	2,435	2,483
<b>P2</b>	3,369	3,511
<b>P3</b>	3,157	3,010
<b>P4</b>	4,582	3,542
<b>P5</b>	3,431	2,881
<b>P6</b>	3,486	3,524
<b>P7</b>	6,286	3,346
<b>S1</b>	13,903	6,560
<b>S2</b>	9,889	5,633
<b>S3</b>	7,060	5,467
<b>S4</b>	4,146	2,663
<b>S5</b>	2,366	1,897
<b>S6</b>	2,824	1,863
<b>ASN P</b>	649	665
<b>ASN S</b>	20	
<b>Total</b>	<b>67,603</b>	<b>47,045</b>

## Distinct Deliverers<sup>5</sup> by Type

	Paid	Voluntary
<b>Teachers</b>		21
<b>PE Spec</b>		32
<b>Other School</b>	1	11
<b>Parents</b>		28
<b>Club Coach</b>	1	28
<b>Prof Sess. Coach</b>	21	5
<b>Students</b>		
<b>Pupils</b>		98
<b>SDO</b>	20	
<b>Other</b>	1	70
<b>Total</b>	<b>44</b>	<b>293</b>

## Distinct Participants<sup>2</sup> by Gender

<b>Male</b>	2,024
<b>Female</b>	1,929
<b>Total</b>	<b>3,953</b>