

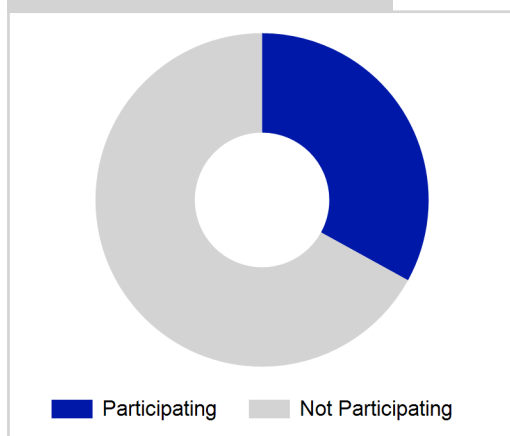
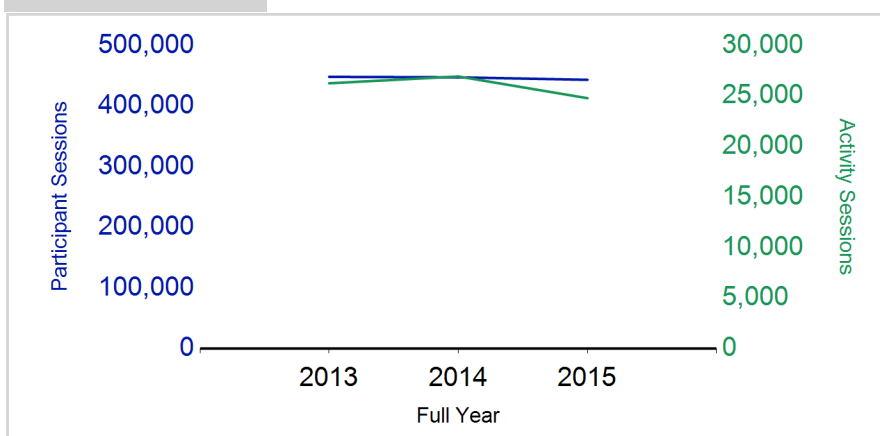
Term Report: City of Edinburgh Council

Academic Year : 2015/2016, Term(s) : Full Year

Putting sport first

sportscotland
 the national agency for sport

% School Roll Participating

Participant Sessions¹

	2013 Full Year	2014 Full Year	2015 Full Year
Activity Sessions	26,261	26,937	24,789
% Purely voluntary	34%	38%	35%
Activity Session Blocks ³	2691	2684	2534
Avg. Activity Sessions / Block ⁴	9.8	10.0	9.8
Different Activities	57	49	55
Participant Sessions¹	448,358	447,553	443,426
% Female	50%	48%	50%
Distinct Participants²	15,711	15,516	15,163
Total School Roll	45,607	46,948	47,628
% Participating	34%	33%	32%
Distinct Deliverers⁵	1,632	1,196	1,219
% Volunteers	66%	77%	77%
Qualified Volunteers	554	480	621
Secondary Pupils	399	388	361
Total Deliverer Sessions ⁶	44,891	45,900	43,827
Avg. Deliverers Sessions / Deliverers	27.5	38.4	36.0
School Club Links	1,261	1,265	1,272
Schools with at least one link	117	122	122
Clubs with at least one link	211	214	175

1. Participant Sessions are the 'visits' pupils have made to activities. These figures do not represent the distinct pupils, and should only be taken as indicative of participation

2. Distinct participants are pupils who have attended at least one session of Active Schools supported activity across the selected year/term (whether this was in a single or multiple school activity).

3. Activities are recorded in ASMO as 'Activity Session Blocks' which describe a group who meet to take part in an activity.

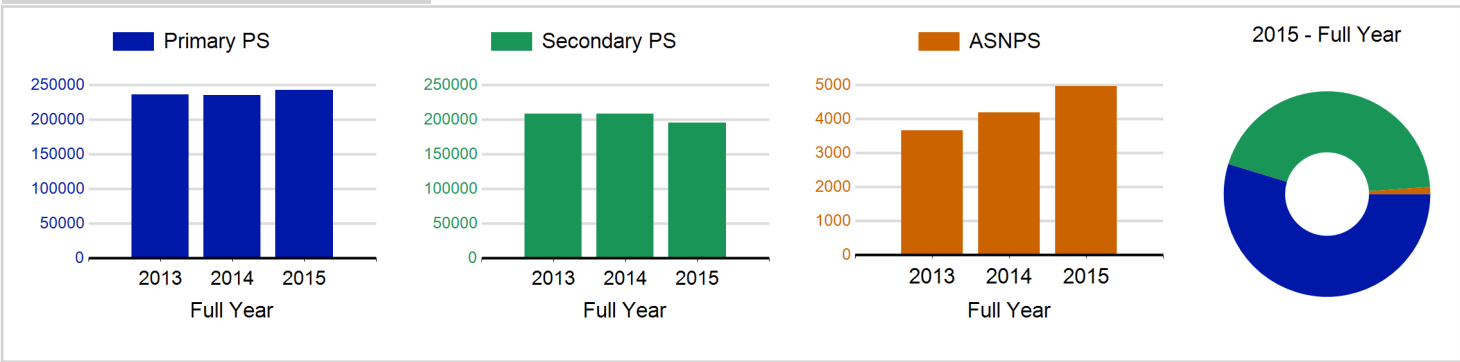
4. The Average Activity Sessions/Block figure shows the average length of a block (i.e. how many weeks did the average block run for?)

5. Distinct Deliverers are deliverers who have delivered at least one session of Active Schools supported activity across the selected year/term.

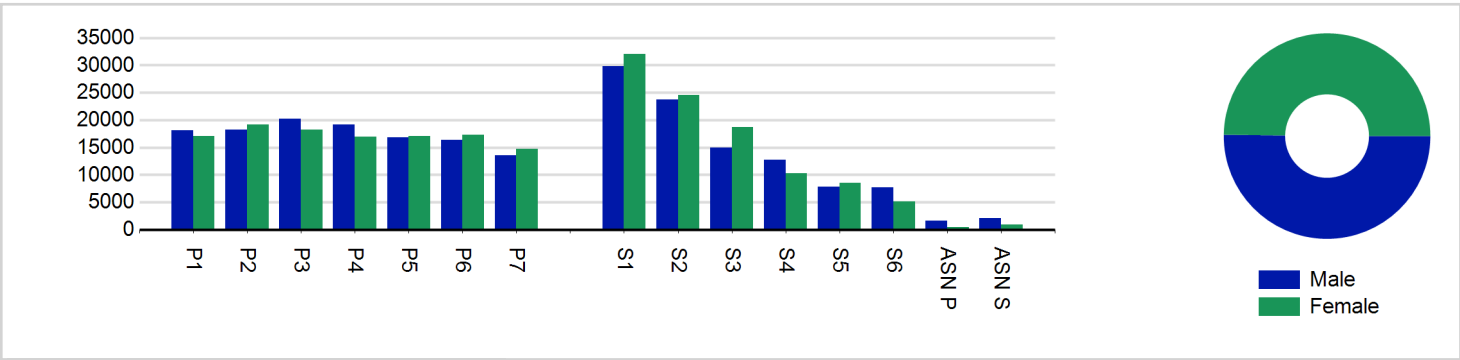
6. Deliverer Sessions are the 'visits' deliverers have made to activities. These figures do not represent the distinct deliverers, and should only be taken as indicative of delivery. Distinct deliverer information is only available at the local authority level.

7. School Roll details are taken from the Pupil Census as at September of the Academic Year. Summaries available at <http://www.gov.scot/topics/statistics/browse/school-education/datasets>

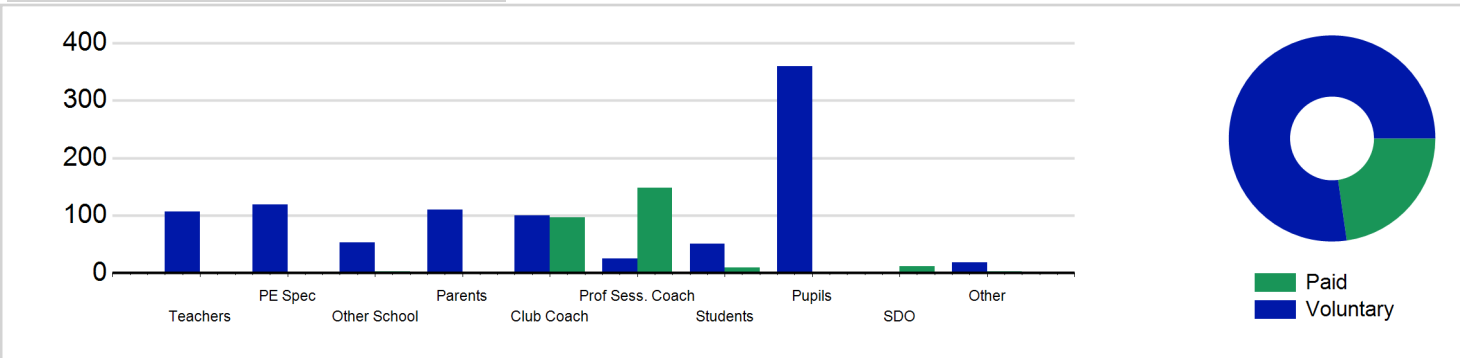
Participant Sessions¹ by School Type



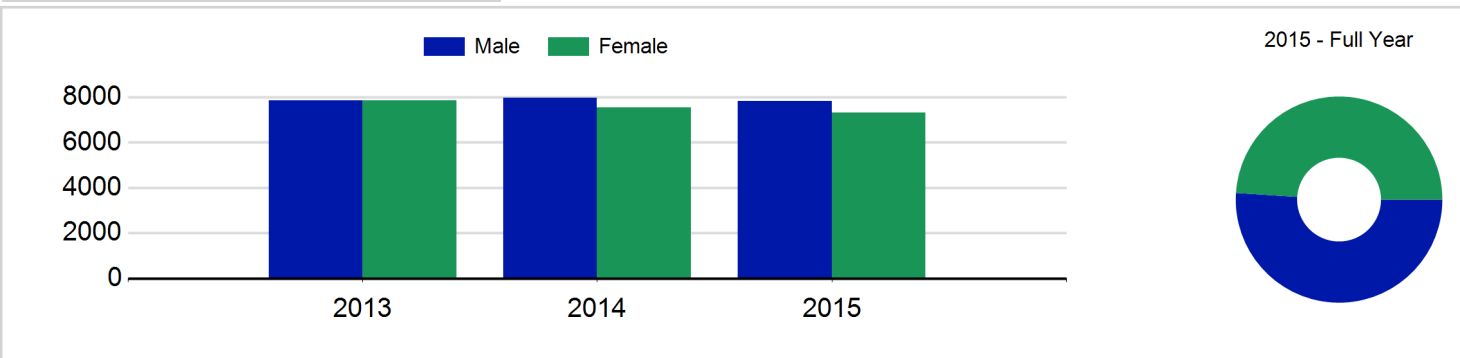
Participant Sessions¹ by Year Group and Gender



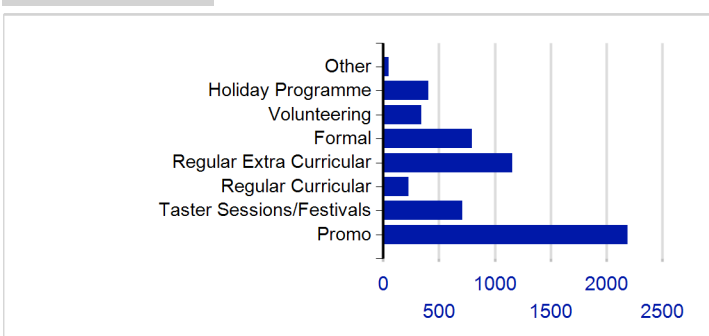
Distinct Deliverers



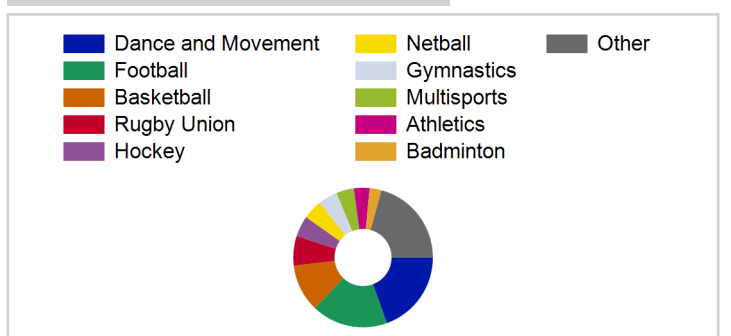
Distinct Participants² by Gender



School/Club Links



Top 10 Activities. by Participant Sessions¹



Term Report: City of Edinburgh Council

Academic Year : 2015/2016, Term(s) : Full Year

Putting sport first

sportscotland
the national agency for sport

Participant Sessions¹ by Year Group and Gender

	Male	Female
P1	18,135	17,056
P2	18,197	19,185
P3	20,200	18,250
P4	19,156	16,925
P5	16,819	17,054
P6	16,292	17,231
P7	13,551	14,661
S1	29,767	32,016
S2	23,687	24,561
S3	14,979	18,677
S4	12,722	10,253
S5	7,776	8,482
S6	7,728	5,092
ASN P	1,599	471
ASN S	2,049	855
Total	222,657	220,769

Distinct Deliverers⁵ by Type

	Paid	Voluntary
Teachers		107
PE Spec	1	119
Other School	3	53
Parents	2	110
Club Coach	97	100
Prof Sess. Coach	148	25
Students	9	51
Pupils	2	359
SDO	12	
Other	3	18
Total	277	942

Distinct Participants² by Gender

Male	7,832
Female	7,331
Total	15,163