

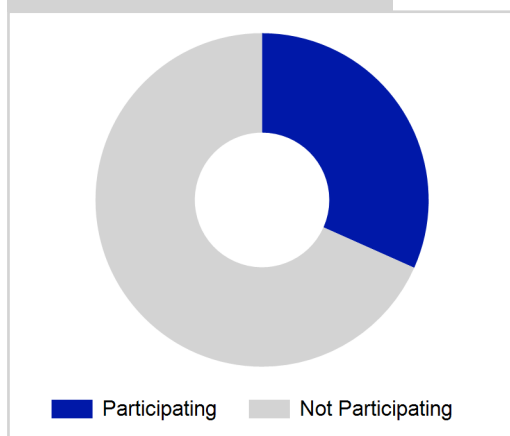
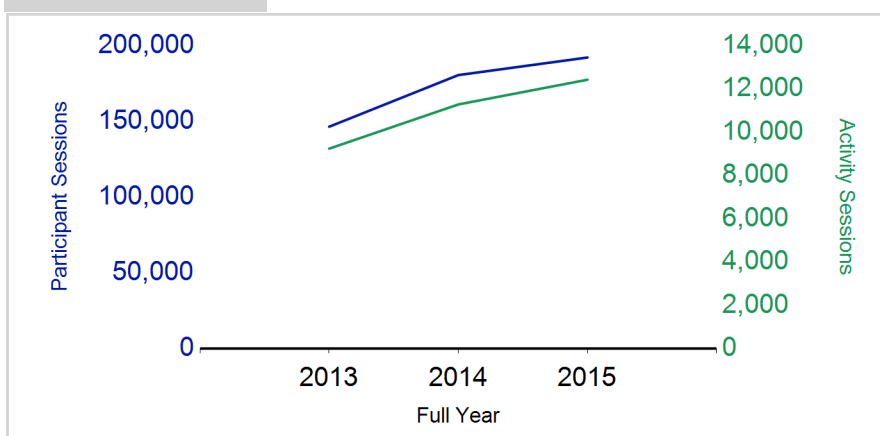
Term Report: Aberdeen City Council

Academic Year : 2015/2016, Term(s) : Full Year

Putting sport first

sportscotland
the national agency for sport

% School Roll Participating

Participant Sessions¹

	2013 Full Year	2014 Full Year	2015 Full Year
Activity Sessions	9,236	11,279	12,421
% Purely voluntary	56%	57%	57%
Activity Session Blocks ³	948	1137	1243
Avg. Activity Sessions / Block ⁴	9.7	9.9	10.0
Different Activities	44	44	46
Participant Sessions¹	146,421	180,497	192,110
% Female	45%	48%	47%
Distinct Participants²	6,558	7,216	7,227
Total School Roll	21,665	22,061	22,261
% Participating	30%	33%	32%
Distinct Deliverers⁵	529	640	622
% Volunteers	88%	84%	88%
Qualified Volunteers	184	221	244
Secondary Pupils	127	179	132
Total Deliverer Sessions ⁶	19,379	22,636	25,128
Avg. Deliverers Sessions / Deliverers	36.6	35.4	40.4
School Club Links	329	419	588
Schools with at least one link	65	66	65
Clubs with at least one link	49	60	66

1. Participant Sessions are the 'visits' pupils have made to activities. These figures do not represent the distinct pupils, and should only be taken as indicative of participation.

2. Distinct participants are pupils who have attended at least one session of Active Schools supported activity across the selected year/term (whether this was in a single or multiple school activity).

3. Activities are recorded in ASMO as 'Activity Session Blocks' which describe a group who meet to take part in an activity.

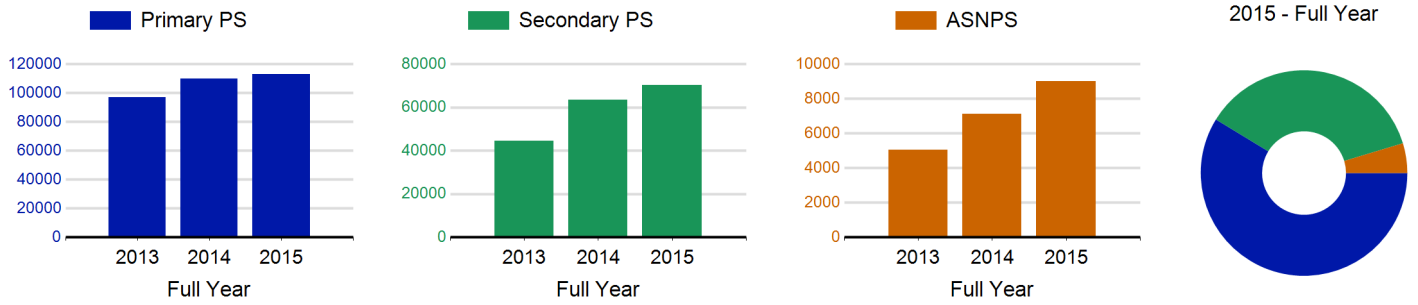
4. The Average Activity Sessions/Block figure shows the average length of a block (i.e. how many weeks did the average block run for?)

5. Distinct Deliverers are deliverers who have delivered at least one session of Active Schools supported activity across the selected year/term.

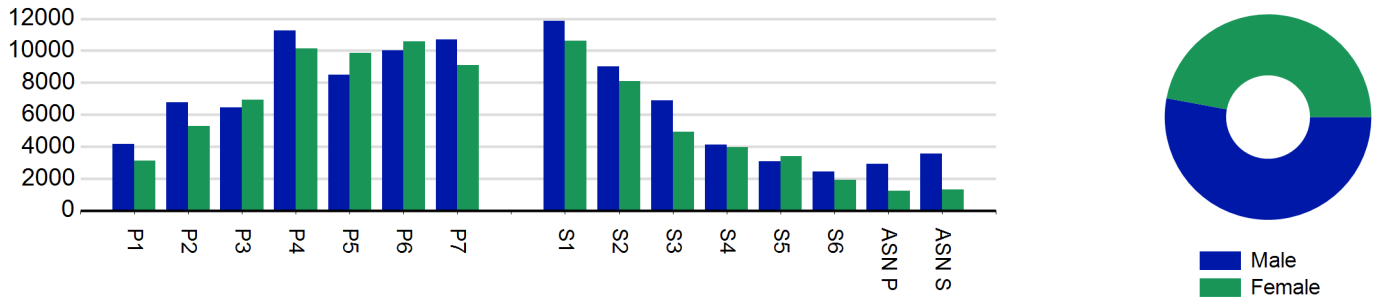
6. Deliverer Sessions are the 'visits' deliverers have made to activities. These figures do not represent the distinct deliverers, and should only be taken as indicative of delivery. Distinct deliverer information is only available at the local authority level.

7. School Roll details are taken from the Pupil Census as at September of the Academic Year. Summaries available at <http://www.gov.scot/topics/statistics/browse/school-education/datasets>

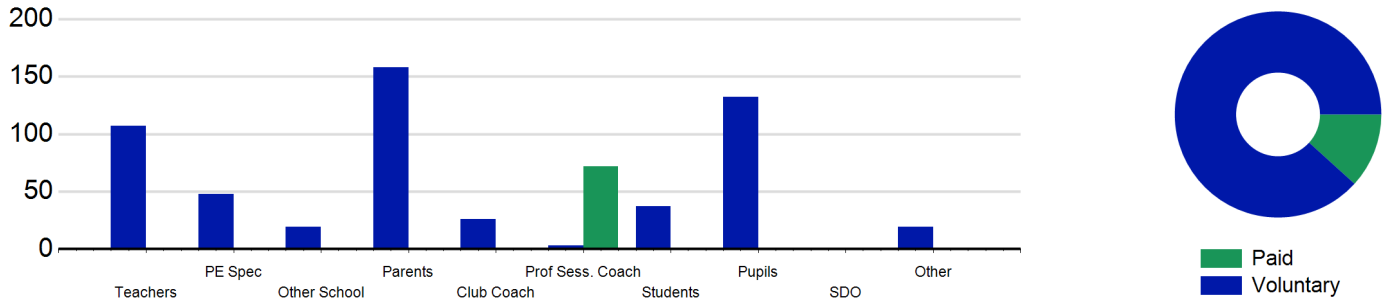
Participant Sessions¹ by School Type



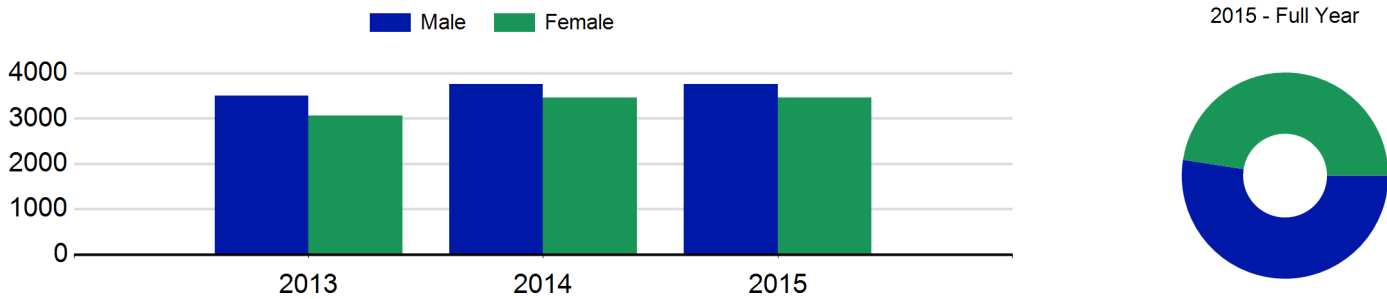
Participant Sessions¹ by Year Group and Gender



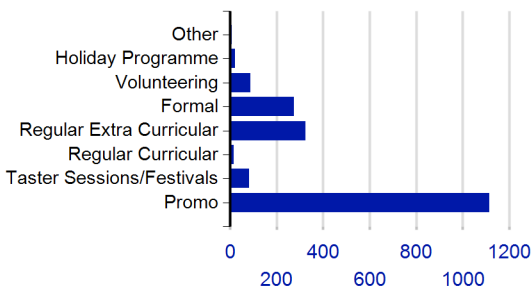
Distinct Deliverers



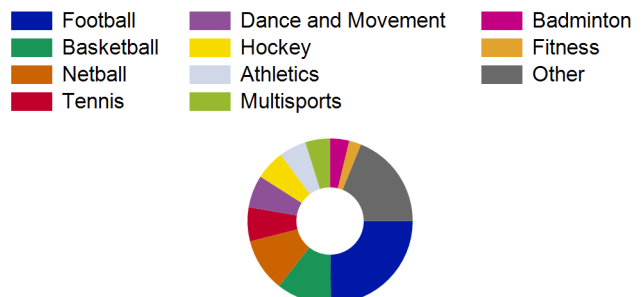
Distinct Participants² by Gender



School/Club Links



Top 10 Activities. by Participant Sessions¹



Term Report: Aberdeen City Council

Academic Year : 2015/2016, Term(s) : Full Year

Putting sport first

sportscotland
the national agency for sport

Participant Sessions¹ by Year Group and Gender

	Male	Female
P1	4,149	3,103
P2	6,785	5,293
P3	6,441	6,924
P4	11,278	10,141
P5	8,494	9,845
P6	10,013	10,583
P7	10,691	9,087
S1	11,885	10,622
S2	9,027	8,110
S3	6,880	4,933
S4	4,101	3,957
S5	3,058	3,396
S6	2,422	1,896
ASN P	2,912	1,222
ASN S	3,564	1,298
Total	101,700	90,410

Distinct Deliverers⁵ by Type

	Paid	Voluntary
Teachers		107
PE Spec		48
Other School		19
Parents		158
Club Coach	1	26
Prof Sess. Coach	72	3
Students		37
Pupils		132
SDO		
Other		19
Total	73	549

Distinct Participants² by Gender

Male	3,761
Female	3,466
Total	7,227