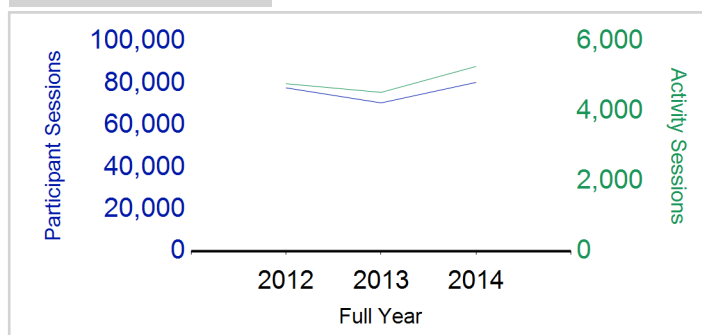


Term Report: Midlothian Council

Academic Year : 2014/2015, Term(s) : Full Year

Putting Sport First

sportscotland
 the national agency for sport
Participant Sessions¹

	2012 Full Year	2013 Full Year	2014 Full Year
Activity Sessions	4,794	4,546	5,287
% Purely voluntary	43%	44%	43%
Activity Session Blocks ²	574	530	647
Avg Activity Sessions / Blocks ³	8.4	8.6	8.2
Different Activities	40	39	37
Participant Sessions¹	77,912	70,758	80,511
% Female	45%	41%	46%
Distinct Deliverers⁴	213	244	238
% Volunteers	71%	75%	77%
Qualified Volunteers	84	99	102
Secondary Pupils	39	48	52
Total Deliverer Sessions ⁵	9,062	8,032	8,084
Avg Deliverers Sessions / Deliverer	42.5	32.9	34.0
School Club Links	206	289	330
Schools with at least 1 link	33	37	37
Clubs with at least 1 link	42	58	51

1. Participant Sessions are the 'visits' pupils have made to activities. These figures do not represent the distinct pupils, and should only be taken as indicative of participation

2. Activities are recorded in ASMO as 'Activity Session Blocks' which describe a group who meet to take part in an activity.

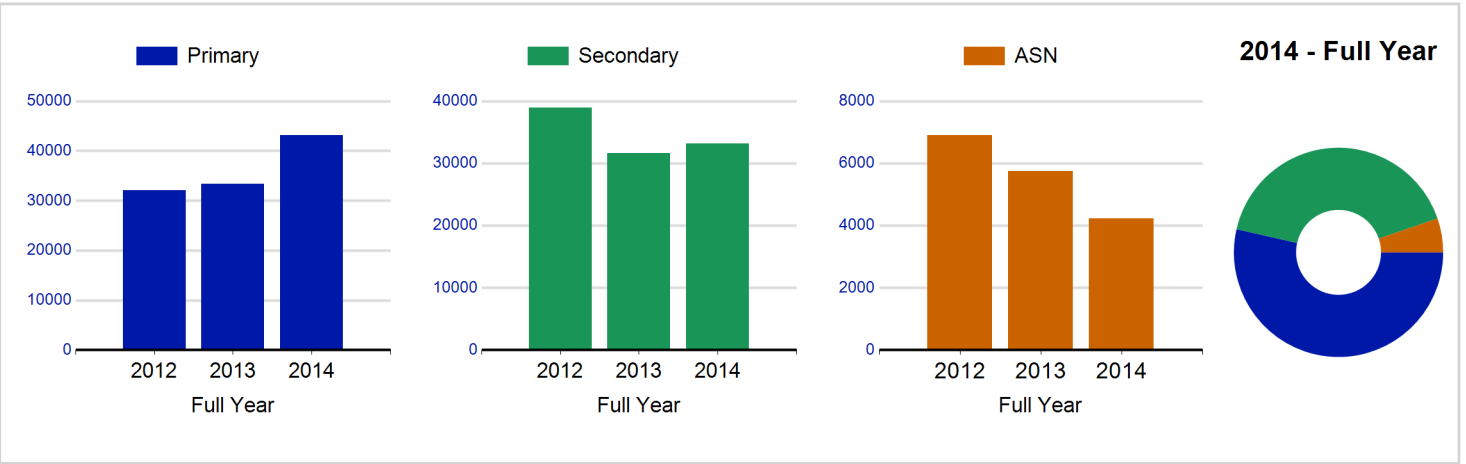
3. The Average Activity Sessions/Block figure shows the average length of a block (i.e. how many weeks did the average block run for?)

4. Distinct Deliverers are deliverers who have delivered at least one session of Active Schools supported activity across the selected year/term.

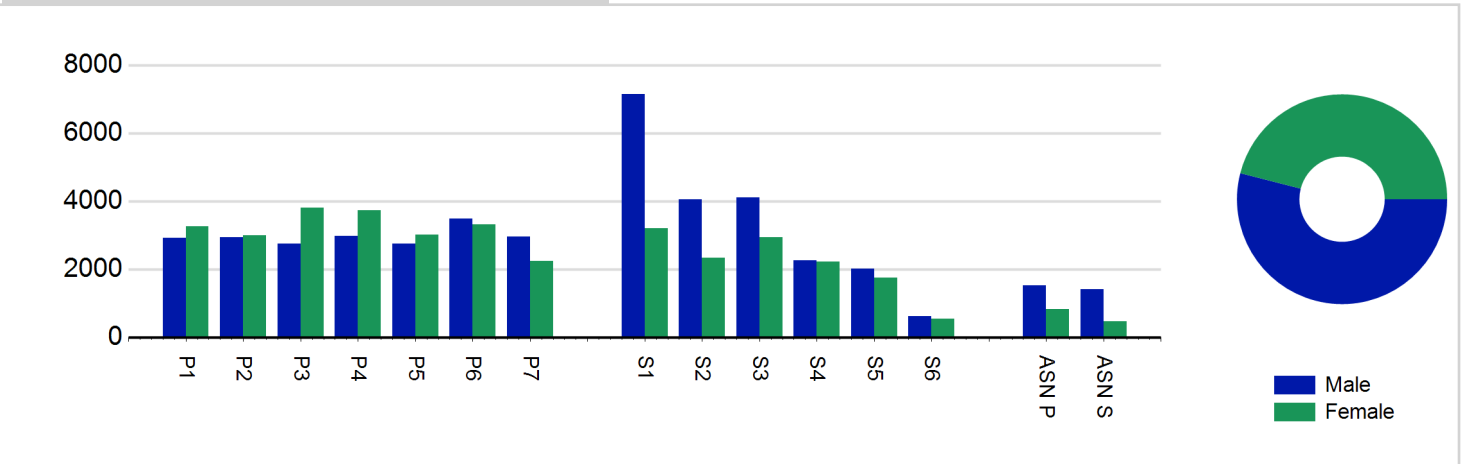
5. Deliverer Sessions are the 'visits' deliverers have made to activities. These figures do not represent the distinct deliverers, and should only be taken as indicative of delivery. Distinct deliverer information is only available at the local authority level.

6. Figures with N/A are not available for the 2008-11 phase of Active Schools. Charts which refer to information pre 2011 will show a huge increase from 0 – this is because we cannot include any 2008-2011 data at this level.

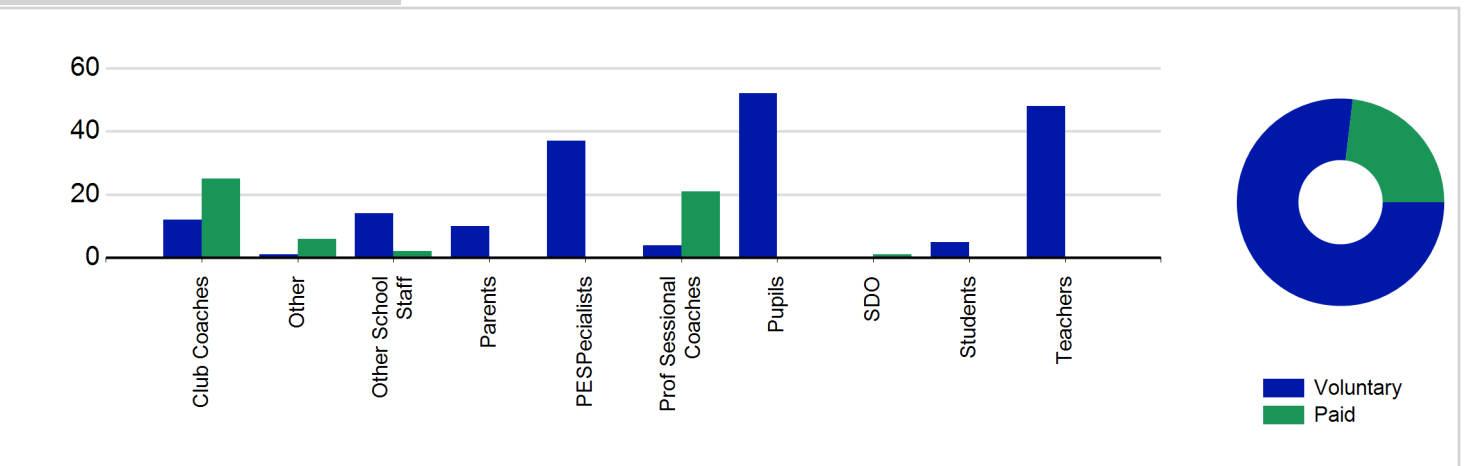
Participant Sessions¹ by School Type



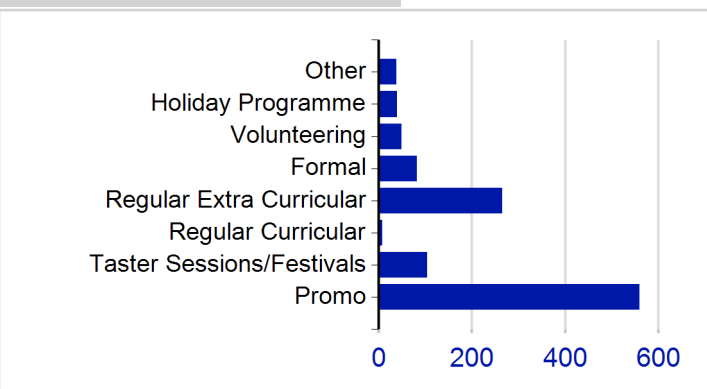
Participant Sessions¹ by Year Group and Gender



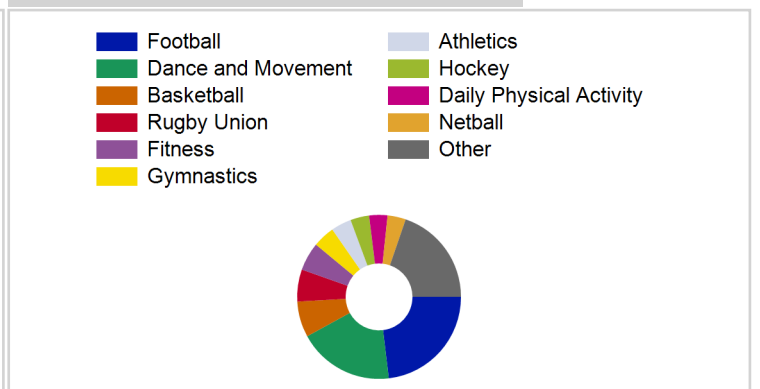
Distinct Deliverers⁴



School/Club Links



Top 10 Activities by Participant Sessions¹



Term Report: Midlothian Council

Academic Year : 2014/2015, Term(s) : Full Year

Putting Sport First

sportscotland
the national agency for sport

Participant Sessions 7 by Yeargroup and Gender

	Male	Female
P1	2,916	3,252
P2	2,940	3,003
P3	2,743	3,801
P4	2,977	3,729
P5	2,740	3,021
P6	3,488	3,311
P7	2,961	2,236
S1	7,143	3,199
S2	4,046	2,335
S3	4,106	2,945
S4	2,253	2,230
S5	2,006	1,747
S6	613	547
ASN P	1,519	819
ASN S	1,417	468
Total	43,868	36,643

Distinct Deliverers 4 by Type

	Paid	Voluntary
Parents	0	10
Teachers	0	48
PESpecialists	0	37
Other School Staff	2	14
Club Coaches	25	12
Prof Sessional Coaches	21	4
Students	0	5
Pupils	0	52
SDO	1	0
Other	6	1
Total	55	183